


ARIZONA BASEBALL™



15 College World Series Appearances
Three-Time National Champions
1976 * 1980 * 1986



2010 Arizona Baseball Fort Worth Regional Postseason Guide

June 4-7, 2010
Lupton Stadium
Fort Worth, Texas



2010 NCAA Division I Baseball Championship

Fort Worth Regional - TCU

June 4 - June 7 *(times listed are local time at site)*

3 Arizona (33-22)

Game 1

Friday, 2 p.m.
June 4

2 Baylor (34-22)

Game 4

Saturday, 7 p.m.
June 5

1 TCU (46-11)

Game 2

Friday, 7 p.m.
June 4

4 Lamar (35-24)

Game 6

Sunday, 7 p.m.
June 6

Loser Game 4

Game 5

Sunday, 2 p.m.
June 6

Loser Game 1

Game 3

Saturday, 2 p.m.
June 5

Loser Game 2

Game 7 (if necessary)

Monday, 7 p.m.
June 7

Regional Champion

Loser Game 6 (if first loss)



The University of Arizona

Founded 1885
 Enrollment 38,000
 Colors Cardinal and Navy
 Nickname Wildcats
 Conference Pacific-10
 President Dr. Robert Shelton
 Athletics Director Greg Byrne
 Baseball Facility Jerry Kindall Field at Frank Sancet Stadium (6,000)

2010 Arizona Baseball Quick Facts

2010 Overall Record 33-22 (.600)
 Home Record/Road Record 27-13/6-9
 Neutral Site Record 0-0
 Pac-10 Record/Finish 12-15/t-7th
 NCAA Tournament No. 3 Seed (Fort Worth Regional)

Arizona Baseball History

First Season 1904
 All-Time Overall Record 2,532-1,347-22
 All-Time Pac-10 Record 418-475-1
 National Championships 3 ('76, '80, '86)
 College World Series Appearances 15 (last in 2004)
 NCAA Postseason Appearances 35
 Pac-10 Titles 3

Arizona Baseball Staff

Head Coach Andy Lopez
 Alma Mater/Year UCLA/1975
 Year at Arizona 9th
 Year as Head Coach 28th
 Overall Record 1,002-624-7
 Record at Arizona 315-206-1
 Overall NCAA Appearances 17
 NCAA Appearances at Arizona 6
 National Championships 1 (1992, Pepperdine)
 College World Series Appearances 4

Assistant Coach Mark Wasikowski
 Alma Mater Pepperdine
 Year on Lopez's Staff 13th
 Year at Arizona 9th

Assistant Coach Shaun Cole
 Alma Mater William Penn
 Year on Lopez's Staff 1st
 Year at Arizona 1st

Volunteer Assistant Coach Brett Scyphers
 Alma Mater Arizona
 Year on Lopez's Staff 1st
 Year at Arizona 1st

Athletic Trainer Leanna Olivar
 Strength Coach Jim Krumpus
 Operations Manager Ty Bowman
 Event Management Matt Brown

Media Relations Information

Baseball Contact Blair Willis
 Willis' Email bmw23@arizona.edu
 Willis' Office Phone 520-621-0914
 Willis' Cell Phone 520-419-2979
 Media Relations Office Phone 520-621-4163
 Media Relations Fax 520-621-2681
 Athletics Web site www.arizonawildcats.com
 Mailing Address 1 National Championship Drive
 McKale Center Room 106
 Tucson, AZ 85721-0096

2010 Fort Worth Regional Championship

Host: Texas Christian University

June 4-7 | Fort Worth, Texas

Lupton Stadium



No. 1 Seed
 Texas Christian University
 (46-11)



No. 2 Seed
 Baylor University
 (46-11)



No. 3 Seed
 The University of Arizona
 (33-22)



No. 4 Seed
 Lamar University
 (35-24)

Table of Contents

| | |
|--|--------------------|
| Fort Worth Regional Bracket | Inside Front Cover |
| Arizona Quick Facts | 1 |
| Roster/Pronunciations | 2 |
| Postseason Notes | 3-8 |
| 2010 Overall Stats | 9 |
| Scoring Summary | 10 |
| Offensive Game-by-Game | 11 |
| Pitching Game-by-Game | 12 |
| Team Game Highs | 13 |
| Individual Game Highs | 14 |
| Miscellaneous Stats | 15 |
| Season and Career Stats | 16 |
| Individual Bios/Season Summaries | 17 |
| Season Box Scores | 40 |
| Arizona Postseason History | 55 |
| Complete NCAA Tournament Bracket | Inside Back Cover |
| UA Statistics and Results | Back Cover |



ARIZONA BASEBALL

2010 Arizona Baseball Numerical Roster (Fort Worth Regional Travel Roster)

| <u>No.</u> | <u>Name</u> | <u>Pos.</u> | <u>Yr.</u> | <u>B/T</u> | <u>Ht.</u> | <u>Wt.</u> | <u>Hometown/Last School</u> |
|------------|-------------------|-------------|------------|------------|------------|------------|--|
| 4 | Bobby Rinard | OF | Jr. | R/R | 6-0 | 171 | Prescott, Ariz./Yavapai CC |
| 5 | Seth Mejias-Brean | INF | Fr. | R/R | 6-2 | 198 | Tucson, Ariz./Cienega HS |
| 6 | Steve Selsky | OF | So. | R/R | 6-1 | 205 | Manhattan Beach, Calif./Loyola HS |
| 10 | Tyler Hale | RHP | Fr. | R/R | 5-9 | 155 | Abilene, Texas/Abilene HS |
| 13 | Alex Mejia | INF | Fr. | R/R | 6-1 | 211 | Sylmar, Calif./El Camino Real HS |
| 14 | Vincent Littleman | LHP | Fr. | L/L | 5-10 | 174 | LeChee, Ariz./Page HS |
| 15 | Daniel Workman | RHP | R-Jr. | R/R | 6-2 | 175 | Sierra Vista, Ariz./Salt Lake CC |
| 18 | Kyle Simon | RHP | So. | R/R | 6-5 | 210 | Los Alamitos, Calif./Los Alamitos HS |
| 20 | Josh Garcia | 1B | Jr. | R/R | 5-11 | 211 | Laveen, Ariz./South Mountain CC |
| 21 | Rafael Valenzuela | 1B/INF/OF | Sr. | L/R | 6-1 | 200 | Nogales, Ariz./Cochise College |
| 22 | Robert Refsnyder | OF/INF | Fr. | R/R | 6-0 | 193 | Laguna Hills, Calif./Laguna Hills HS |
| 23 | Bryce Bandilla | LHP | So. | L/L | 6-4 | 232 | Sacramento, Calif./Bella Vista HS |
| 24 | Cole Frenzel | 1B/3B | Fr. | L/R | 6-0 | 221 | Dickinson, N.D./Dickinson HS |
| 26 | Kurt Heyer | RHP | Fr. | R/R | 6-2 | 196 | Huntington Beach, Calif./Edison HS |
| 27 | Jett Bandy | C | So. | R/R | 6-4 | 209 | Thousand Oaks, Calif./Thousand Oaks HS |
| 28 | David Lopez | INF | Fr. | L/R | 5-7 | 162 | Tucson, Ariz./Sabino HS |
| 30 | Jacob Meskin | C | R-Jr. | R/R | 6-2 | 205 | Palos Verdes, Calif./Pima CC |
| 31 | Stephen Manthei | RHP | Fr. | R/R | 6-0 | 208 | Las Vegas, Nev./Bishop Gorman HS |
| 33 | Augey Bill | LHP | Fr. | L/L | 6-8 | 201 | Danville, Calif./San Ramon Valley HS |
| 35 | Joey Rickard | OF | Fr. | R/L | 6-1 | 171 | Las Vegas, Nev./Bishop Gorman HS |
| 37 | Bobby Brown | OF/1B | R-So. | L/R | 6-3 | 200 | San Diego, Calif./Rancho Bernardo HS |
| 38 | Bryce Ortega | INF | Jr. | R/R | 5-11 | 175 | Palos Verdes, Calif./Palos Verdes HS |
| 42 | Nick Cunningham | RHP | Fr. | R/R | 6-2 | 196 | Indianapolis, Ind./Lawrence North HS |
| 45 | Michael Lopez | RHP | R-Fr. | R/R | 6-3 | 216 | Tucson, Ariz./Sabino HS |
| 49 | Joe Allison | RHP | R-Jr. | R/R | 6-4 | 172 | Highlands Ranch, Colo./Mountain Vista HS |
| 50 | Grayson Adams | RHP | R-Sr. | R/R | 6-0 | 194 | Rocklin, Calif./Cal State Monterey Bay |

Coaches

- 7 Andy Lopez – Head Coach
- 44 Mark Wasikowski – Assistant Coach
- 16 Shaun Cole – Assistant Coach
- 3 Brett Scyphers – Volunteer Assistant Coach

Support Staff

- Strength Coach: Jim Krumpus
- Athletic Trainer: Leanna Olivar
- Baseball Ops Manager: Ty Bowman
- Student Manager: Matt Koerner

Pronunciation Guide

Players

| | |
|----------------------|-------------------------------|
| 4 Bobby Rinard | rih-NARD |
| 5 Seth Mejias-Brean | Mih-HEE-ahs BREEN |
| 13 Alex Mejia | Mih-HEE-ah |
| 21 Rafael Valenzuela | rah-fah-ell vah-layn-SWAY-lah |
| 22 Robert Refsnyder | Ref-SNY-dur |
| 23 Bryce Bandilla | Ban-DILL-ah |
| 24 Cole Frenzel | Fren-zull |
| 26 Kurt Heyer | HIGH-er |
| 31 Stephen Manthei | Man-THEE |
| 35 Joey Rickard | Rick-URD |

Coaches

| | |
|--------------------|----------------|
| 3 Brett Scyphers | SCY-furrs |
| 44 Mark Wasikowski | WAZ-uh-kow-ski |



Arizona 2010 Schedule/Results

Overall: 33-22 Pac-10: 12-15 Home: 27-1 Road: 6-9

| Date | Opponent | Time/Result |
|-----------------|---------------------------|------------------|
| FEBRUARY | | |
| 19 | Utah Valley | W, 8-1 |
| 21 | Utah Valley | W, 18-1 |
| | Utah Valley | W, 8-7 (10 inn.) |
| 26 | Long Beach State | L, 8-7 |
| 27 | Long Beach State | L, 10-3 |
| 28 | Long Beach State | Cancelled (rain) |
| MARCH | | |
| 2 | UNLV | L, 12-10 |
| 3 | UNLV | W, 5-4 (13 inn.) |
| 5 | #18 Cal State Fullerton | W, 8-7 (11 inn.) |
| 6 | #18 Cal State Fullerton | L, 6-1 |
| 7 | #18 Cal State Fullerton | W, 10-1 |
| 10 | St. Joseph's | W, 17-3 |
| | St. Joseph's | W, 12-2 |
| 12 | Northern Colorado | W, 9-1 |
| 13 | Northern Colorado | W, 7-6 |
| 14 | Northern Colorado | W, 18-4 |
| 16 | Wichita State | W, 13-5 |
| 17 | Wichita State | W, 19-0 |
| 19 | Sacramento State | W, 5-0 |
| 20 | Sacramento State | W, 8-7 |
| 21 | Sacramento State | W, 10-6 |
| 23 | New Mexico | W, 10-4 |
| 24 | New Mexico | W, 11-7 |
| 26 | Oregon* | W, 9-3 |
| 27 | Oregon* | W, 8-4 |
| 28 | Oregon* | L, 9-8 |
| APRIL | | |
| 1 | at California* | L, 7-2 |
| 3 | at California* | L, 8-0 |
| | at California* | L, 4-3 |
| 9 | at Washington* | W, 7-2 |
| 10 | at Washington* | L, 10-2 |
| 11 | at Washington* | W, 9-1 |
| 12 | at Gonzaga | W, 5-4 |
| 16 | Washington State* | W, 5-3 |
| 17 | Washington State* | W, 13-6 |
| 18 | Washington State* | W, 12-11 |
| 20 | at #1 Arizona State | W, 4-2 |
| 23 | #6 UCLA* | L, 6-3 (10 inn.) |
| 24 | #6 UCLA* | L, 6-2 |
| 25 | #6 UCLA* | W, 6-4 |
| 30 | at USC* | L, 6-0 |
| MAY | | |
| 1 | at USC* | L, 7-5 |
| 2 | at USC* | W, 9-7 |
| 4 | at #2 Arizona State | L, 13-1 |
| 7 | Cal State Bakersfield | L, 7-2 (11 inn.) |
| 8 | Cal State Bakersfield | W, 17-6 |
| 9 | Cal State Bakersfield | L, 22-5 |
| 15 | #2 Arizona State* | L, 12-4 |
| 16 | #2 Arizona State* | W, 12-4 |
| 17 | #2 Arizona State* | L, 4-2 |
| 21 | Stanford* | L, 3-1 |
| 22 | Stanford* | W, 9-8 |
| 23 | Stanford* | L, 8-4 |
| 28 | at Oregon State* | L, 6-3 |
| 29 | at Oregon State* | L, 5-0 |
| 30 | at Oregon State* | W, 3-1 |
| JUNE | | |
| 4-7 | Fort Worth Regional | |
| 4 | vs. Baylor | 2 p.m. |
| 5 | vs. TCU or Lamar | 2 or 7 p.m. |
| 6 | TBA | 2 or 7 p.m. |
| 7 | TBA (if necessary) | |
| 11-14 | NCAA Super Regionals | TBA |
| 18-28 | NCAA College World Series | TBA |

Times local to site

BOLD Indicates UA Home Games

* Pac-10 Games

ARIZONA BASEBALL FORT WORTH REGIONAL NOTES

The Wildcats are making their 35th all-time regional appearance, including their sixth in the last eight seasons under Andy Lopez.

A Quick Look At Arizona

The Wildcats enter postseason play with a 33-22 overall record, despite a young team that has only two seniors and often plays five regular freshmen in the lineup and has five of its top nine pitchers as freshmen ... Arizona finished the regular season No. 2 in the league in hitting with a .323 team average ... A total of eight regular players have a .300 or better batting average, led by Steve Selsky who finished No. 2 in the Pac-10 in hitting with a .383 mark ... Seven players have 50 or more hits on the season, and of those, six have at least 60 (Alex Mejia has 59) ... Five different Wildcats have at least 40 RBI on the season ... Six players have at least 30 runs scored and 30 RBI on the season ... Offensively, Arizona struck out the fewest times of any Pac-10 team on the year (314) ... UA has swiped 87 stolen bases in 121 attempts, figures that rank second amongst Pac-10 teams, respectively ... Arizona's pitching staff has a 4.55 team ERA and has 420 strikeouts against 205 walks in 496 innings pitched ... The Cats are 29-3 on the season when leading after six innings, but just 3-17 in games that they trail after six innings.

RPI Facts

Arizona finished No. 24 in the final regular season RPI released by the NCAA on Tuesday ... Arizona played 51-percent (28-of-55) against teams ranked in the top-50 of the RPI and 69-percent (38-of-55) against top-100 clubs ... The Wildcats were 14-14 against top-50 clubs, including 6-8 against the top-25 with a series win over No. 11 Cal State Fullerton, two wins against No. 1 Arizona State and one victory apiece over No. 6 UCLA and No. 25 Oregon State ... Eighth Pac-10 schools ranked in the top-37 of the RPI and all 10 programs checked in the top-70 ... No other conference had all of its schools in the top-70 ... UA's potential regional regional opponents: TCU finished No. 15, Baylor No. 35, and Lamar No. 115.

Andy Lopez Reaches 1,000 Wins

Arizona head baseball coach Andy Lopez become the 16th active and 46th all-time Division I coach to reach 1,000 career victories as his Wildcat team defeated No. 2 Arizona State 12-4 on May 16 at Kindall Field/Sancet Stadium. Arizona's 33-22 record this season has pushed Lopez's career mark to 1,002-624-7 in 28 seasons as a head coach. UA's 11-7 victory over New Mexico on March 24 marked win No. 300 in Lopez's nine seasons in Tucson. He holds a 315-206-1 record as the skipper of the Wildcats.

Young Cats

With only two seniors and 17 freshmen, Arizona is the youngest team in the Pac-10 conference this season. In fact, the Wildcats have 23 underclassmen on their roster, which doesn't include three junior college transfers to the program. A look around the rosters at other league schools finds that UCLA and California have 15 freshmen apiece. While the Conference is thin on seniors at most every school, only Oregon State has as few seniors as the Wildcats do.

Arizona 2010 Statistical Leaders

| Stat | Player |
|-------|--------------------------------|
| Avg. | Steve Selsky (.383) |
| Hits | Steve Selsky (85) |
| Runs | Steve Selsky (56) |
| RBI | Steve Selsky (51) |
| 2B | Jett Bandy (22) |
| HR | Joey Rickard, Steve Selsky (8) |
| OB% | Steve Selsky (.463) |
| Slg.% | Steve Selsky (.622) |
| SB | Joey Rickard (13) |
| ERA | Kurt Heyer (3.28) |
| IP | Kyle Simon (106.0) |
| K's | Kurt Heyer (104) |

Team Statistical Comparisons

| ARIZ | | Opp. vs ARIZ |
|--------|------------------|--------------|
| 33-22 | Record | 22-33 |
| .323 | Avg. | .277 |
| 392 | Runs | 311 |
| 627 | Hits | 536 |
| 112 | Doubles | 87 |
| 26 | Triples | 16 |
| 32 | Home Runs | 31 |
| 87-121 | SB-ATT | 44-74 |
| .397 | OB% | .362 |
| .457 | SLG% | .387 |
| 4.55 | ERA | 6.18 |
| 420 | K's | 314 |

Arizona (33-22, 12-15 Pac-10) | Fort Worth Regional | June 4-7 | Lupton Stadium | Fort Worth, Texas

Follow The Wildcats

Arizona Radio

All Arizona games at the Fort Worth Regional will be broadcast in Tucson on KCUB 1290-AM. Brian Jeffries will describe the action live each day.

Live Stats

Live stats will be provided via GameTracker through UA's Web site, www.arizonawildcats.com.

Probable Starters

Arizona has not announced a starting pitcher as of Wednesday, June 1. A starting pitcher will likely be determined by UA's practice day in Fort Worth, Texas, on Thursday, June 3.

Series History

All-Time Series vs. Baylor

Arizona leads 6-3 (last meeting 2004)

All-Time Series vs. TCU

Arizona leads 7-1 (last meeting 2004)

All-Time Series vs. Lamar

Arizona leads 2-0 (only meetings in 1979)

ARIZONA VS. BAYLOR ALL-TIME

UA leads series, 6-3

2004 | Waco, Texas

Feb. 27 Arizona 2, Baylor 1
Feb. 28 (1) Baylor 10, Arizona 2
Feb. 28 (2) Arizona 5, Baylor 3

2003 | Tucson, Ariz.

Feb. 7 Arizona 7, Baylor 4
Feb. 8 Baylor 12, Arizona 10
Feb. 9 Baylor 11, Arizona 9

1998 | Tucson, Ariz.

Feb. 5 Arizona 8, Baylor 1
Feb. 6 Arizona 15, Baylor 2
Feb. 7 Arizona 9, Baylor 6

ARIZONA VS. TCU ALL-TIME

UA leads series, 7-1

2004 | Corpus -Christi, Texas

March 11 Arizona 5, TCU 2

1970 | Tucson, Ariz.

March 11 TCU 4, Arizona 2
March 12 Arizona 7, TCU 6
March 13 Arizona 9, TCU 6
March 14 (1) Arizona 5, TCU 2
March 14 (2) Arizona 4, TCU 3

1956 | Tucson, Ariz.

NCAA District 6 Championship

May 21 Arizona 7, TCU 5
May 22 Arizona 8, TCU 2

ARIZONA VS. LAMAR ALL-TIME

UA leads series, 2-0

1979 | Tucson, Ariz.

Feb. 19 Arizona 7, Lamar 6
Feb. 20 Arizona 5, Lamar 4

ARIZONA BASEBALL DID YOU KNOW???

- With 17 freshmen and only two seniors on its 2010 roster, Arizona is the youngest team in the Pac-10 Conference?
- The Wildcats mounted a 15-game winning streak in March, the seventh-longest streak in the nation this year?
- UA played 51-percent of its games against NCAA Top-50 RPI teams? The Wildcats were 14-14 in such games.
- Nearly 70-percent (38 of 55) of UA's games were played against Top-100 teams in the RPI.
- Arizona won its 2,500th all-time game and Andy Lopez picked up his 1,000th career game as a coach this season?
- UA is 29-3 when leading after 6 innings?

Bandy A Bench Award Semifinalist

Arizona sophomore catcher Jett Bandy is one of 16 semifinalists for the 2010 Coleman Company Johnny Bench Award, the Greater Wichita Area Sports Commission announced last week. Bandy is one of two sophomores in the group that also includes seven juniors and seven seniors. A native of Thousand Oaks, Calif., Bandy has started all 55 games for the Wildcats, including 48 behind the plate. He is hitting .367 on the season with a Pac-10 leading 22 doubles to go with six home runs and 42 RBI. Bandy's .367 batting average and .457 on base percentage rank No. 4 and No. 6 in the Pac-10, respectively. His 52 runs scored on the season checks in No. 6 in the conference while he has been hit by a pitch a league-leading 19 times. For his career, Bandy has hit .337 in 102 games played. He has scored 76 runs and collected 81 RBI, while blasting 43 doubles and 10 home runs. He has been hit by a pitch 33 times, which is the fourth-best ever for a UA player. He has walked 34 additional times and has struck out just 41 times in 374 at bats.

Freshmen Five

Look for Arizona to have five freshmen in its starting lineup this weekend, plus a freshman on the mound to open the series on Friday night. At times, UA's entire infield in recent weeks has been composed of freshmen with Cole Frenzel's return from injury and his insertion into the lineup at first base. Robert Refsnnyder has seen time at second base and left field at second base, while Alex Mejia and Seth Mejias-Brean anchor the left side of the infield at shortstop and third base, respectively. Meanwhile, Joey Rickard has started 54 of 55 games in centerfield. The group has produced, too, hitting a collective .317 (283-for-894) on the season. They account for over 45-percent of the team's hits, 45-percent of the team's RBI and nearly 40-percent of the runs.

Freshmen on the Mound

Six of Arizona's top nine pitchers are freshmen, including weekend ace Kurt Heyer who has emerged as one of the Pac-10's best pitchers. The late-inning crew is mostly freshmen as well, with Nick Cunningham, Tyler Hale and Augey Bill working together to finish games. All told, freshmen pitchers have tossed nearly half of UA's innings on the season (48 percent) and account for nearly 60 percent of the team's strikeouts (58 percent). Impressive considering most of the work has been out of the bullpen, save for Heyer's starts. As a class, freshmen have a 4.32 ERA, which checks in below the team's 4.55 mark to date.

50 Hit Club

Alex Mejia surpassed the 50-hit mark for the season two weeks ago. The mark is significant considering four of the previous eight teams have had at least seven players with 50 hits. Most recently, the 2008 club did so, while the 2004 and 2003 clubs each did so. The highest total of players with 50 hits came in 2005, when eight Wildcats did so, including Trevor Crowe, who had 106 base hits – the second-most ever in a single season for a UA player.

.300 Club

Through 55 games, the Wildcats are hitting .323 as a team, in line with recent UA clubs that have finished the season over .300. In fact, Arizona's last seven teams have hit .300 or better for the season. The best figures were turned in by the 2003 and 2005 clubs, which each hit .328 respectively. Last year's '09 team was next in line with a .314 average. The 2004 College World Series team hit .305 as did the 2006 team. The Wildcat clubs of 2007 (.306) and 2008 (.301) also were above .300.

Double-Digit Steals

Arizona has five players with at least 10 stolen bases on the season. Joey Rickard leads the Wildcats with 13 swipes, while Steve Selsky and Bobby Rinard have 11 thefts apiece. Bryce Ortega, who is now out for the season with a back injury, and Rafael Valenzuela each have 10 stolen bases. The last UA team to have at least five players in double-digits was the 2003 club that had six players, led by Brian Anderson's 17. The 2007 and 2008 squads each had four players with 10 or more steals.

Tough To Strikeout, Usually

Arizona struck out the fewest times of any Pac-10 team on the season – 314 times. That mark is the lowest in over a decade, but with games still to play could rise. However, averaging that number to games played, it checks in at just 5.709 strikeouts per game. The top mark in the last 15 years was the 5.700 strikeouts per game by the 2005 club that struck out 342 times in 60 games.

Improved Defense

Arizona committed 75 errors during the regular season, which may sound like a lot. But the Cats' .966 fielding percentage is actually one of the top marks in the last decade at Arizona. In fact, the percentage matches the same mark set by the 2007 and 2005 as the best in the last 10 seasons. Arizona showed marked improvement throughout the season, posting an even .970 fielding percentage over the second half of the season (last 27 games). Shortstop Alex Mejia and third baseman Seth Mejias-Brean, both freshmen, clearly learned from some early season struggles. Despite combining for 31 errors on the season, Mejia has committed just two errors in his last 21 games, while Mejias-Brean has only two errors in his most recent 16 games.

Alive With Five

One of those interesting "magic number" statistics that can indicate, to a strong likelihood, the outcome of a game this season for Arizona is the number of runs its opponent scores in a game. In 25 such games, the Wildcats are 22-4 this season when holding an opponent to five



or fewer runs in a game this season. The lone blemishes on the record were a 4-3 loss at Berkeley on April 3, 4-2 loss to Arizona State on May 17, a 3-1 loss on May 17 to Stanford and a 3-1 loss to Oregon State on May 28. The statistic is complemented by the fact the Wildcats are 31-4 on the year when scoring five runs or more.

When They Win

The Wildcats are hitting .373 as a team in the 33 games that they have won, while opponents have struggled to hit .255 in such games ... UA hitters have 145 strikeouts against 134 walks in those games, while UA pitchers have struck out 258 opponents and walked just 103 hitters in games won ... The Wildcats have hit 24 of their 32 home runs in victories ... UA is 77-for-102 in stolen base attempts in wins while opponents have just 15 steals in 24 tries ... The Wildcats have committed 38 errors in wins, while the opposition has committed 63 ... UA has 91 doubles, 17 triples and 24 homers in wins out of 447 total base hits ... The Cats hit .399 with runners in scoring position, .337 with two outs and have 103 two-out RBI in victories, while opponents have just 34 two-out RBI and hit .212 with two outs.

When The Other Guys Win

In Arizona's 22 defeats this season, opponents have hit .311 compared to UA's .241 clip ... UA hitters have struck out 169 times and drawn only 52 walks in those games, while UA pitchers have tallied 162 strike outs and yielded 102 walks The Cats have eight home runs in the 22 losses ... Arizona is 10-for-19 in stolen base attempts in losses, while opponents have swiped 29 bags in 50 attempts ... UA has committed 37 errors to opponents' 18 errors in losses this season ... UA has 21 doubles, nine triples and eight homers in such games ... The Cats hit just .232 with runners in scoring position, .265 with two outs and have only 26 two-RBI, while opponents have 68 two-out RBI and hit .292 with two outs in the losses.

Two-Out Facts

It's a well-known fact that driving in base runners with two outs can go a long way to helping a team win; at the same time, pitchers stranding opposing base runners is just as important. The Wildcats have found it tough in recent weeks to get out of innings and have been unable to drive home runs with two outs. In fact, opponents have combined to collect 38 two-out RBI in UA's last 13 losses. In those games, Arizona has collected just nine two-out RBI of its own. And in those games, the opposition is hitting .291 with two outs, while the Wildcats have hit just .250. On the season, wins and losses break down in similar fashion. Arizona has a 103-34 advantage in two-out RBI in its 33 wins, while it has surrendered a 68-26 margin to opponents in the 22 losses. Opponents hit just .212 with two outs in games the Wildcats win, but hit at a .292 pace in games the Wildcats lose.

Balance in the Order

Arizona has found offensive production up and down its order throughout the season. Of their seven regular starters in the batting order, the Wildcats have seven players who have scored at least 30 runs and collected 25 RBI. At the top of the order, Joey Rickard has collected 49 RBI, which is tied for sixth-most in the Pac-10. At the bottom of the order, Alex Mejia has driven in 29 runs while scoring 31. Typically, UA will shuffle its DH and LF spots with Bobby Brown and Bobby Rinard. The two have combined to score 32 runs and collect 32 RBI. With Cole Frenzel in the mix, it's another bat that can be counted on.

Solid Bullpen

Arizona's top three relievers – LHP Bryce Bandilla, RHP Stephen Manthei and RHP Nick Cunningham – have been rick solid over the final eight games of the season. In fact, with only a few other brief appearances by other relievers, UA's bullpen is 2-0 with two saves and a 1.52 ERA over the last eight games in 23.2 innings pitched. The guys in the pen have allowed opposing hitters to hit just .213 (19-for-89) and have 28 strikeouts against 12 walks during the stretch.

Heyer in Perspective

On the season, Heyer boasts a 6-4 record with a 3.28 earned run average in 16 appearances, including 15 starts. He has allowed just 91 hits in 96.0 innings pitched while limiting opposing hitters to a .254 batting average. Perhaps most impressive, Heyer has struck out a UA freshman record 104 batters while issuing just 25 walks on the season. Heyer ranks in the top-10 in the conference in several key pitching categories, including No. 10 in ERA (3.28) and No. 3 in strikeouts (104). Heyer's freshman season totals already rank highly on the UA freshman single season record lists with two weeks of the regular season remaining. Heyer's tally of 104 strikeouts ranks as the most ever by UA freshman, surpassing Ben Diggins, who struck out 91 in 1999. His six wins are good enough to tie four other notable freshmen – Ed Vosberg, Joe Magrane, Mark Melancon and Eric Berger – for the sixth-most in a single season, while his 96.0 innings pitched checks in at No. 8. His 3.28 ERA currently would be the top freshman mark in UA history, which is held by Vosberg's 3.46 ERA in 1980. Heyer's 9.75 strikeouts per nine innings pitched trails Berger's 10.03 clip in 2005, and the 2.3 walks per nine innings pitched trails Sean Rierson's 1.88 pace in 2001.

Selsky Powering Up

Sophomore right fielder Steve Selsky has racked up 29 extra base hits in his last 45 games after hitting just two extra base hits in the first 10 games of the season. Not that Selsky was struggling at the plate to begin the season as he was actually hitting an even .400 through 10 contests. Selsky is now hitting .383 on the season, which ranked No. 2 in the Pac-10, and was hitting .420 prior to the USC series entering May. In the last 45 games, he has collected 15 doubles, six triples and eight homers.

ARIZONA VS. 2010 OPPONENTS

Arizona 33-22 Overall

Atlantic 10 2-0
Saint Joseph's 2-0

Big West 2-3
Cal State Fullerton 2-1
Long Beach State 0-2

Great West 6-0
Northern Colorado 3-0
Utah Valley 3-0

Independent 1-2
Cal State Bakersfield 1-2

Missouri Villy. 2-0
Wichita State 2-0

Mountain West 3-1
New Mexico 2-0
UNLV 1-1

West Coast 3-0
Gonzaga 1-0

WAC 1-0
Sac State 3-0

Pac-10 13-15
Arizona State 2-3
Cal 0-3
Oregon 2-1
Oregon State 1-2
Stanford 1-2
UCLA 1-2
USC 1-2
Washington 2-1
Washington State 3-0

ARIZONA VS. TOP 25 TEAMS

at time of game in
USA Today/ESPN Coaches Poll

March 5-7 No. 18 Cal State Fullerton
W, 8-7 (11); L, 6-1; W 10-1
April 20, May 4 No. 1/2 Arizona State
W, 4-2; L, 13-1
May 15-17 No. 2/3 Arizona State
L, 12-4; W, 12-4; L, 4-2
April 23-25 No. 6 UCLA
L, 6-3 (10); L, 6-2; W, 6-4

FINAL PAC-10 STANDINGS

| Team | Conf. | Overall |
|----------------|-------|---------|
| Arizona State | 20-7 | 47-8 |
| UCLA | 18-9 | 43-13 |
| Washington St. | 15-12 | 34-20 |
| Stanford | 14-13 | 31-23 |
| Oregon | 13-14 | 38-22 |
| California | 13-14 | 29-23 |
| Arizona | 12-15 | 33-22 |
| Oregon State | 12-15 | 31-22 |
| Washington | 11-16 | 28-28 |
| USC | 7-20 | 28-32 |

Longest Win Streaks in 2010

| Rnk. | Team | Wins |
|------|-----------------|-----------|
| 1. | Arizona State | 24 |
| 2. | Connecticut | 22 |
| | UCLA | 22 |
| 4. | Texas | 21 |
| 5. | Coast. Carolina | 17 |
| 6. | Jackson State | 16 |
| 7. | Arizona | 15 |
| 8. | Binghamton | 14 |
| | Utah Valley | 14 |
| | Virginia | 14 |

Arizona Honors/Awards

Jett Bandy (Sophomore)

- Pac-10 Player of the Week (3/22)
- 2010 Johnny Bench Award Semifinalist

Kurt Heyer (Freshman)

- National Players of the Week by Collegiate Baseball (2/22)
- National Players of the Week by Collegiate Baseball (4/19)
- Pac-10 Pitcher of the Week (2/22)
- Pac-10 Pitcher of the Week (4/19)
- CollegeBaseballInsider.com West Region Pitcher of the Week (2/24)
- Primetime Performer Weekly Honor Roll by collegebaseball360.com (4/20)
- College Baseball Foundation Pitcher of the Year quarterfinalist (5/10)

Seth Mejias-Brean (Freshman)

- Primetime Performer Weekly Honor Roll by collegebaseball360.com (3/10)

Robert Refsnyder (Freshman)

- Primetime Performer Weekly Honor Roll by collegebaseball360.com (3/24)

Joey Rickard (Freshman)

- Pac-10 Player of the Week (3/15)

Steve Selsky (Sophomore)

- Pac-10 Player of the Week (3/29)
- CB360 Primetime Performer of the Week by collegebaseball360.com (3/31)

More on Steve

Steve Selsky has asserted himself as one of the top offensive players in the Pac-10 in his sophomore season (he is a draft-eligible sophomore). Selsky leads all conference players with 85 hits on the season and his .383 average was No. 2 in the Pac-10 (behind ASU's Riccio Torrez .391). The right fielder's on-base percentage of .463 is tops for a UA player and No. 5 in the conference, while his .622 slugging percentage is No. 4 in the Pac and tops on the club. He is No. 2 in triples (6) among all league players. Selsky, who drove in only 21 runs last season, is No. 5 with 51 RBI and is No. 3 in runs scored with 56. In his career, Selsky is hitting .357 with 72 RBI, 92 runs scored, 25 doubles, eight triples and 15 home runs.

Senior Send Off

Arizona senior do-it-all man Rafael Valenzuela will wrap up his Arizona career this month in the NCAA tournament. Valenzuela, who has started every position in his career except centerfield, pitcher and catcher, will likely bat second and play second base in the UA lineup this weekend. He has turned in a fabulous senior campaign in which he has hit a career-best .307. He has collected 44 RBI and scored 53 runs, figures that rank No. 9 and No. 4 in the Pac-10 respectively. His six triples are tied for No. 2 in the league, while he has added 15 doubles and the first five home runs of his career this season.

'Kurt Heyer

Entering this week's action, freshman Kurt Heyer is No. 3 amongst all Pac-10 pitchers with 104 strikeouts. Of his 104 strikeouts, 34 have been looking, which checks in No. 2 in the league. Heyer's arm has accounted for 104 of UA's 420 strikeouts as a team (24.7 percent) despite throwing just 19.3 percent of UA's innings as a team. On the year, Heyer has a 6-4 record in 15 starts with an ERA of 3.28, which is No. 10 in the Pac-10. He has allowed just 25 walks on the season and has a 2.3 walks per nine innings ratio.

Heyer Standards

Arizona freshman pitcher Kurt Heyer set the bar pretty high for himself in his collegiate debut. He was named Pac-10 Pitcher of the Week and one of "Louisville Slugger's" National Player's of the week as announced by Collegiate Baseball for his effort against Utah Valley. Additionally, CollegeBaseballInsider.com named Heyer as its West Region Pitcher of the Week. In just six innings of work, the 6-foot-2 right hander struck out 13 batters, tying for second-most ever in a single game by a UA freshman pitcher. A native of Huntington Beach, Calif., Heyer struck out 13 of the 22 batters he faced, allowing just one run on three hits and only one walk. Heyer's performance paced the Wildcat pitching staff to 17 strikeouts, the most for a UA staff in a single game since the Wichita Regional opening game against Oral Roberts in 2007. Heyer's 13 strikeouts were the most for a UA pitcher in over two seasons, dating back to Preston Guilmet's masterful 15-strikeout performance against Stanford in 2007. Heyer surpassed the 13-strikeouts with a 14-strikeout performance on April 16 against Washington State.

Simon Says

Arizona sophomore right-hander Kyle Simon has steadied himself after an up-and-down start to the season and turned in the best performance of his career at Washington on April 11. In the game against the Huskies, Simon tossed a complete game as he allowed just one run on three hits. Earlier this year, Simon won his first decision of the year on Feb 21 against Utah Valley in an eight-inning effort in which he allowed just one run and struck out seven. He then struggled in his next two starts and saw his ERA peak at 5.06 following a second-straight loss on March 6 against Cal State Fullerton. Since, Simon has been brilliant, picking up six wins in 12 starts. The recent run of success has pushed his record to 8-5 on the season with a 3.91 ERA. In his last 90.0 innings pitched, Simon has allowed just 49 runs – 36 earned (a 3.60 ERA) – and has 50 strikeouts against 25 walks. His 106.0 total innings on the season were the most for any pitcher in the Pac-10.

New Freshman Mark

Freshman reliever Nick Cunningham has pitched in 34 games this season, which not only leads Arizona but is the most appearances for any Pac-10 pitcher this season. The mark is also a new Arizona freshman record, surpassing Mark Melancon (Yankees), who appeared in 29 games in 2004, the last time the Wildcats went to the College World Series.

Bandilla Thrives In Pen

Sophomore left-hander Bryce Bandilla began the season as the expected closer, but then moved into the starting rotation for several weeks. However, in mid-April he made the permanent move to the bullpen, where he has thrived this season. Here's a look at Bryce Bandilla's statistics as a relief pitcher compared to a starter:

| | App. | IP | H | ER | BB | K | W-L | SV | ERA |
|----------|------|------|----|----|----|----|-----|----|------|
| Starter | 6 | 26.1 | 34 | 17 | 16 | 17 | 1-2 | - | 5.81 |
| Reliever | 20 | 48.1 | 50 | 18 | 17 | 50 | 5-2 | 1 | 3.35 |
| Overall | 26 | 74.2 | 84 | 35 | 33 | 67 | 6-4 | 1 | 4.22 |



Manthei's Improvement

Freshman right-hander Stephen Manthei experienced a rocky first couple of months of collegiate baseball. He emerged early in the season as one of UA's go-to guys in the bullpen. However, he hit a midseason slump where he struggled to get guys out and walked to many hitters. But lately, he's been one of the Wildcats' top pitchers. In his last six appearances, he has combined to throw 10.1 innings with a 0.87 ERA. He has allowed just one run and seven hits, while striking out 14 and issuing just two walks in that period.

Cunningham Making Strides

Freshman right-hander Nick Cunningham was relied upon as UA's closer over much of the first half of the season. In some outings he was impressive, in others he struggled mightily. Perhaps his roughest outing of the season came against Oregon on March 28 when he surrendered four runs in the top of the ninth inning, including a two-out, two-strike three-run homer to blow a save and prevent UA from sweep the Ducks. But since then, he's steadied himself and remained a key pitcher out of the bullpen in varying roles from closer to long reliever. Cunningham, who set a new UA freshman record for appearances this season, has pitched in 16 games since March 28, combining for 19.2 innings pitched. He has a 3.20 ERA in those games, which is significantly improved over his 4.35 season ERA. He has allowed 18 hits and 11 walks in the stretch, but has only yielded five extra base hits. Notably, he has not allowed a home run since that March 28 game after surrendering three others earlier in the season.

Hit Me With Your Best Shot

Arizona players have been hit by a pitch a total of 69 times to date this season. The tally is approaching UA's top-5 single season mark, all of which have been posted by teams in the 2000s. The top marks are held by the 2006 (96) and 2007 (90) teams that each reached 90 or more HBPs. The 2008 and 2009 teams each were hit 74 times. The next-highest tally is 69 held by the 2002 club. This year, Jett Bandy (19) leads the Wildcats with the most HBPs, while Joey Rickard and Steve Selsky have been plunked 10 times each.

Mejia Turning It Up a Notch

Take a look at UA's season total batting average and you have to scroll down past a few players to find freshman Alex Mejia; but, if you look at Pac-10 games only, Mejia was not only UA's top hitter, but the No. 2 hitter among all Pac-10 Players (.376 in Pac-10 games). On the season, Mejia is now batting .301 (59-for-196) after hitting just .194 after his first 10 college games to start the year. Mejia has started 54 of UA's 55 games for the Wildcats at shortstop and is certainly known for his range, quick hands and strong arm. While he does have 15 errors charged against him on the season, several have come on plays that many shortstops wouldn't even have a play on. Even so, he has dramatically reduced his errors and has committed only two errors in the last 22 games. He leads all Pac-10 players with 184 assists on the season. He also ranks No. 4 in the league with 11 sacrifice bunts.

Refsnyder Rollin'

Freshman Robert Refsnyder is one of four regular freshman starters for the Wildcats and he as quietly put together a sensational rookie season. Refsnyder, who can play various positions including left field, third base and second base, is third among UA regulars with a .341 batting average to go with 34 runs scored and 40 RBI. His 71 hits are fourth-most on the club. Refsnyder has also stolen six bases in nine attempts on the season and has been hit by a pitch nine times, which is tied for third-most on the squad.

Joltin' Joey

Freshman centerfielder Joey Rickard has kicked off his collegiate career in impressive fashion. Through 55 games – all but one start – Rickard is hitting .312 with eight doubles, three triples and a team-high eight home runs, including a grand slam against Sacramento State on March 20. The Las Vegas native's 49 RBI not only ranks second-most on the club, but ranks tied for No. 6 for all Pac-10 players. His 112 total bases are No. 9 in the league. He was named Pac-10 Player of the Week on March 15 following a sensational five-game stretch. In the field, he's patrolled the spacious Kindall Field outfield like a veteran, serving as a key component in the middle of UA's defense.

Pac-10 POWs

A pair of freshmen – Joey Rickard and Kurt Heyer (twice) – have been named Pac-10 Player/Pitcher of the Week this season, along with sophomores Jett Bandy and Steve Selsky ... Selsky was named Pac-10 Player of the Week on March 29 after hitting 10-for-20 on the week and accounting for 17 total runs to go with two home runs ... Bandy was named Pac-10 Player of the Week on March 22 after hitting .600 over a five-game stretch in which the Wildcats improved their winning streak to 11 games ... Rickard helped lead the Wildcats to a pair of sweeps last week over Saint Joseph's (March 10) and Northern Colorado (March 12-24). The 6-foot-1 native of Las Vegas hit .579 for the week, scored six runs and collected nine RBI in five games. Additionally, Rickard reached base five times with a walk and was twice hit by a pitch, yielding a .692 on base percentage, to go with five stolen bases ... Heyer, in just six innings of work, struck out 13 batters against Long Beach State on Feb. 25, tying for what was then the second-most ever in a single game by a UA freshman pitcher. A native of Huntington Beach, Calif., Heyer struck out 13 of the 22 batters he faced, allowing just one run on three hits and only one walk ... Heyer was again named Pac-10 Pitcher of the Week on April 19 after striking out 14 hitters in 8.2 innings against Washington State. The 14 K's are the second-most ever by a UA freshman.

ARIZONA STATISTICAL LEADERS

Batting Avg.

1. Selsky, Steve.... .383
2. Bandy, Jett..... .367
3. Refsnyder, Robert .341

Slugging pct

1. Selsky, Steve.... .622
2. Bandy, Jett..... .557
3. Valenzuela, Rafael .500

On base pct

1. Selsky, Steve.... .463
2. Bandy, Jett..... .457
3. Frenzel, Cole.... .427

Runs scored

1. Selsky, Steve.... 56
2. Valenzuela, Rafael 53
3. Bandy, Jett..... 52

Hits

1. Selsky, Steve.... 85
2. Bandy, Jett..... 77
3. Rickard, Joey.... 72

Runs batted in

1. Selsky, Steve.... 51
2. Rickard, Joey.... 49
3. Valenzuela, Rafael 44

Doubles

1. Bandy, Jett..... 22
2. Selsky, Steve.... 17
3. Valenzuela, Rafael 15

Triples

1. Valenzuela, Rafael 6
- Selsky, Steve.... 6
3. Rickard, Joey.... 4

Home runs

1. Selsky, Steve.... 8
- Rickard, Joey.... 8
3. Bandy, Jett..... 6

Earned run avg

1. Heyer, Kurt..... 3.28
2. Bill, Augey..... 3.77
3. Simon, Kyle..... 3.91

Innings pitched

1. Simon, Kyle..... 106.
2. Heyer, Kurt..... 96.0
3. Bandilla, Bryce.. 74.2

Batters struck out

1. Heyer, Kurt..... 104
2. Bandilla, Bryce.. 67
3. Simon, Kyle..... 60

Appearances

1. Cunningham, Nick. 34
2. Manthei, Stephen. 26
3. Bandilla, Bryce.. 26



STARTS BY PLAYERS

(Team W-L)

PITCHER

| | | |
|----------------------------|----|-------|
| 18 Simon, Kyle..... | 16 | (9-7) |
| 26 Heyer, Kurt..... | 15 | (7-8) |
| 15 Workman, Daniel..... | 12 | (9-3) |
| 23 Bandilla, Bryce..... | 6 | (4-2) |
| 14 Littleman, Vincent..... | 2 | (2-0) |
| 31 Manthei, Stephen..... | 1 | (0-1) |
| 33 Bill, Augey..... | 1 | (1-0) |
| 49 Allison, Joe..... | 1 | (1-0) |
| 42 Cunningham, Nick..... | 1 | (0-1) |

CATCHER

| | | |
|-----------------------|----|---------|
| 27 Bandy, Jett..... | 48 | (26-22) |
| 30 Meskin, Jacob..... | 7 | (7-0) |

FIRST BASE

| | | |
|-----------------------|----|---------|
| 21 Valenzuela, Rafael | 37 | (25-12) |
| 24 Frenzel, Cole..... | 15 | (5-10) |
| 27 Bandy, Jett..... | 3 | (3-0) |

SECOND BASE

| | | |
|-------------------------|----|--------|
| 38 Ortega, Bryce..... | 26 | (21-5) |
| 22 Refsnyder, Robert.. | 18 | (9-9) |
| 21 Valenzuela, Rafael.. | 9 | (3-6) |
| 1 Chavez, Ethan..... | 2 | (0-2) |

THIRD BASE

| | | |
|-----------------------|----|---------|
| 5 Mejias-Brean, Seth | 49 | (30-19) |
| 22 Refsnyder, Robert. | 5 | (2-3) |
| 24 Frenzel, Cole..... | 1 | (1-0) |

SHORTSTOP

| | | |
|---------------------|----|---------|
| 13 Mejia, Alex..... | 54 | (33-21) |
| 5 Mejias-Brean, Set | 1 | (0-1) |

LEFT FIELD

| | | |
|-----------------------|----|--------|
| 22 Refsnyder, Robert | 26 | (19-7) |
| 4 Rinard, Bobby..... | 16 | (9-7) |
| 37 Brown, Bobby..... | 12 | (5-7) |
| 35 Rickard, Joey..... | 1 | (0-1) |

CENTER FIELD

| | | |
|-----------------------|----|---------|
| 35 Rickard, Joey..... | 53 | (33-20) |
| 4 Rinard, Bobby..... | 2 | (0-2) |

RIGHT FIELD

| | | |
|----------------------|----|---------|
| 6 Selsky, Steve..... | 55 | (33-22) |
|----------------------|----|---------|

DESIGNATED HITTER

| | | |
|-----------------------|----|---------|
| 37 Brown, Bobby..... | 21 | (11-10) |
| 20 Garcia, Josh..... | 9 | (6-3) |
| 21 Valenzuela, Rafael | 8 | (4-4) |
| 4 Rinard, Bobby..... | 7 | (6-1) |
| 27 Bandy, Jett..... | 4 | (4-0) |
| 22 Refsnyder, Robert | 3 | (1-2) |
| 24 Frenzel, Cole..... | 2 | (0-2) |
| 1 Chavez, Ethan..... | 1 | (1-0) |

Top 25 Wins

On the season, the Wildcats are 5-6 against teams ranked in the USA Today/ESPN coaches poll at the time of the game. In 2009, Arizona was just 1-14 against Top 25 teams, including 1-9 against such teams in Tucson.

Turning Two

The Wildcats have turned 59 double plays (50 on ground balls) on the season which is fourth-most in the Pac-10. Alex Mejia – one of the prime suspects in the double plays – leads all Pac-10 players with 181 assists on the season. RHP Kyle Simon has been the primary benefactor of the double plays, inducing a team-best 21 in his appearances this season.

Unselfish Play

Arizona's 5-4 victory in 13 innings over UNLV on March 3 included a record-tying performance by the Wildcats. UA executed five different sacrifice bunt plays to move runners up, tying the school single-game record previously established at California on April 1, 2006. Interestingly, that game also lasted 13 innings. The last of this year's five sacrifice hits proved to be the game winner as Alex Mejia successfully put a bunt down with a runner a second and an errant throw to first allowed the winning run to come in to score from second. On the season, UA has 37 sacrifice bunts in 49 games.

Finally A Long Ball

Joey Rickard's two-run homer on May 9 not only tied him for the team lead in home runs at the time, but it snapped a 13-consecutive game drought between homers for the Wildcats, which tied for the longest since 1994. The last time a UA team went 10 or more games without hitting a long ball was in the 1994 season and it happened twice – once for 10 games and another for 13 games. For the 10-game stretch, Chris Cooper homered on March 27 in a 27-4 loss to Stanford. UA's next home run came on April 22 as Rob Frisbee homered in an 8-3 loss to Stanford (coincidence?). In between were 10 games without a home run. Earlier that season, Ron Tegland hit a home run on Feb. 11 in a 12-9 loss to NMSU. UA's next home came on March 15 when Menno Wickey and Matt Lake each hit a home run against Sacramento State. Otherwise, 13 games were played in between without a home run. An interesting note to the 2010 home run slump is the fact that Arizona hit seven home runs in the four games immediately prior to the current drought and had hit at least one homer in 13 of the previous 15 games.

Wildcats in the Majors

Earlier this week, former Wildcat shortstop Jason Donald was called up to the major leagues and debuted with the Cleveland Indians. Interestingly, ex-Cat Shelley Duncan was called up two days later by the Indians and both players joined Trevor Crowe, who had been called up by the organization a week earlier. The recent call-ups give Arizona seven former players who have joined a MLB club this season. The others include Mark Melancon (Yankees), Ryan Perry (Tigers), Nick Hundley (Padres) and Trevor Hoffman (Brewers). Last year, Brad Mills (Blue Jays) and Daniel Schlereth (Diamondbacks) made their debuts, and Jon Meloan (A's) saw time in his third season.

On Deck

If Arizona was to win the Fort Worth Regional this weekend, it would advance to play the winner of the Austin Regional next weekend. Dates, location and times for Super Regional action are determined after the completion of all regional championships this weekend. The Wildcats last played in a Super Regional in 2008, when they dropped two-of-three games to host Miami in Coral Gables, Florida.

Arizona Baseball Overall Statistics for Arizona (as of May 30, 2010) (All games Sorted by Batting avg)

Record: 33-22 Home: 27-13 Away: 6-9 Pac-10: 12-15

| Player | avg | gp-gs | ab | r | h | 2b | 3b | hr | rbi | tb | slg% | bb | hp | so | gdp | ob% | sf | sh | sb-att | po | a | e | fld% | |
|-----------------------|-------|-------|------|-----|-----|-----|----|----|-----|-----|-------|-----|----|-----|-----|-------|----|----|--------|------|-----|----|-------|--|
| 6 Selsky, Steve | .383 | 55-55 | 222 | 56 | 85 | 17 | 6 | 8 | 51 | 138 | .622 | 23 | 10 | 43 | 4 | .463 | 0 | 1 | 11-16 | 94 | 4 | 4 | .961 | |
| 27 Bandy, Jett | .367 | 55-55 | 210 | 52 | 77 | 22 | 0 | 6 | 42 | 117 | .557 | 20 | 19 | 22 | 1 | .457 | 5 | 2 | 4-4 | 397 | 46 | 5 | .989 | |
| 22 Refsnyder, Robert | .341 | 54-52 | 208 | 34 | 71 | 9 | 3 | 2 | 40 | 92 | .442 | 13 | 9 | 30 | 5 | .401 | 2 | 5 | 6-9 | 69 | 55 | 11 | .919 | |
| 5 Mejias-Brean, Seth | .318 | 55-50 | 192 | 31 | 61 | 8 | 2 | 1 | 32 | 76 | .396 | 17 | 1 | 39 | 8 | .371 | 3 | 1 | 5-12 | 39 | 100 | 16 | .897 | |
| 4 Rinard, Bobby | .316 | 33-25 | 95 | 17 | 30 | 8 | 0 | 0 | 15 | 38 | .400 | 5 | 0 | 12 | 1 | .347 | 1 | 4 | 11-11 | 28 | 0 | 1 | .966 | |
| 35 Rickard, Joey | .312 | 55-54 | 231 | 47 | 72 | 8 | 4 | 8 | 49 | 112 | .485 | 15 | 10 | 36 | 1 | .379 | 0 | 6 | 13-21 | 109 | 4 | 6 | .950 | |
| 21 Valenzuela, Rafael | .307 | 54-54 | 218 | 53 | 67 | 15 | 6 | 5 | 44 | 109 | .500 | 22 | 6 | 34 | 1 | .380 | 4 | 4 | 10-11 | 361 | 44 | 5 | .988 | |
| 13 Mejia, Alex | .301 | 54-54 | 196 | 31 | 59 | 11 | 0 | 1 | 29 | 73 | .372 | 13 | 2 | 25 | 5 | .346 | 3 | 11 | 5-10 | 96 | 184 | 15 | .949 | |
| 24 Frenzel, Cole | .299 | 23-18 | 67 | 9 | 20 | 0 | 1 | 0 | 6 | 22 | .328 | 11 | 4 | 14 | 0 | .427 | 0 | 0 | 0-1 | 127 | 17 | 2 | .986 | |
| 37 Brown, Bobby | .294 | 46-33 | 126 | 18 | 37 | 12 | 3 | 0 | 17 | 55 | .437 | 14 | 1 | 25 | 4 | .366 | 1 | 1 | 6-9 | 18 | 1 | 0 | 1.000 | |
| 38 Ortega, Bryce | .266 | 35-26 | 94 | 28 | 25 | 1 | 0 | 0 | 7 | 26 | .277 | 16 | 5 | 14 | 3 | .397 | 1 | 3 | 10-11 | 53 | 104 | 2 | .987 | |
| ----- | | | | | | | | | | | | | | | | | | | | | | | | |
| 12 Bernard, Cory | 1.000 | 3-0 | 1 | 0 | 1 | 0 | 0 | 0 | 0 | 1 | 1.000 | 2 | 0 | 0 | 0 | 1.000 | 0 | 0 | 0-0 | 0 | 0 | 0 | .000 | |
| 30 Meskin, Jacob | .385 | 20-7 | 26 | 7 | 10 | 1 | 1 | 0 | 5 | 13 | .500 | 5 | 0 | 5 | 0 | .469 | 1 | 1 | 3-3 | 64 | 6 | 1 | .986 | |
| 1 Chavez, Ethan | .235 | 16-3 | 17 | 5 | 4 | 0 | 0 | 0 | 2 | 4 | .235 | 4 | 1 | 5 | 0 | .409 | 0 | 2 | 3-3 | 5 | 7 | 1 | .923 | |
| 20 Garcia, Josh | .200 | 18-9 | 40 | 4 | 8 | 0 | 0 | 1 | 10 | 11 | .275 | 6 | 1 | 10 | 2 | .319 | 0 | 0 | 0-0 | 0 | 0 | 0 | .000 | |
| Totals | .323 | 55 | 1943 | 392 | 627 | 112 | 26 | 32 | 349 | 887 | .457 | 186 | 69 | 314 | 35 | .397 | 21 | 41 | 87-121 | 1488 | 634 | 75 | .966 | |
| Opponents | .277 | 55 | 1932 | 311 | 536 | 87 | 16 | 31 | 272 | 748 | .387 | 205 | 58 | 420 | 50 | .362 | 15 | 26 | 44-74 | 1438 | 674 | 81 | .963 | |

LOB - Team (430), Opp (438). DPs turned - Team (59), Opp (39). CI - Team (1), Bandy, J. 1. IBB - Team (6), Selsky, S. 2, Bandy, J. 2, Brown, B. 1, Refsnyder 1, Opp (5). Picked off - Refsnyder 4, Chavez, E. 3, Selsky, S. 2, Valenzuela 2, Brown, B. 1, Mejias-Brean 1, Rickard, J. 1.

(All games Sorted by Earned run avg)

| Player | era | w-l | app | gs | cg | sho | sv | ip | h | r | er | bb | so | 2b | 3b | hr | b/avg | wp | hp | bks | sfa | sha | | |
|-----------------------|-------|-------|-----|----|----|-----|----|-------|-----|-----|-----|-----|-----|-----|----|----|-------|----|----|-----|-----|-----|--|--|
| 26 Heyer, Kurt | 3.28 | 6-4 | 16 | 15 | 1 | 0/1 | 0 | 96.0 | 91 | 38 | 35 | 25 | 104 | 14 | 2 | 7 | .254 | 2 | 6 | 2 | 3 | 4 | | |
| 33 Bill, Augey | 3.77 | 1-1 | 16 | 1 | 0 | 0/0 | 1 | 14.1 | 12 | 9 | 6 | 6 | 14 | 1 | 0 | 0 | .218 | 4 | 5 | 0 | 1 | 1 | | |
| 18 Simon, Kyle | 3.91 | 8-5 | 18 | 16 | 1 | 0/1 | 0 | 106.0 | 126 | 60 | 46 | 33 | 60 | 15 | 4 | 6 | .302 | 6 | 14 | 0 | 2 | 3 | | |
| 23 Bandilla, Bryce | 4.22 | 6-4 | 26 | 6 | 0 | 0/1 | 1 | 74.2 | 84 | 49 | 35 | 33 | 67 | 10 | 2 | 4 | .289 | 6 | 6 | 3 | 2 | 9 | | |
| 42 Cunningham, Nick | 4.35 | 3-2 | 34 | 1 | 0 | 0/2 | 3 | 39.1 | 39 | 26 | 19 | 15 | 38 | 5 | 1 | 4 | .245 | 1 | 4 | 3 | 2 | 1 | | |
| 49 Allison, Joe | 4.67 | 2-1 | 13 | 1 | 0 | 0/0 | 0 | 17.1 | 20 | 12 | 9 | 12 | 13 | 4 | 0 | 2 | .294 | 1 | 7 | 2 | 1 | 2 | | |
| 31 Manthei, Stephen | 4.71 | 2-1 | 27 | 1 | 0 | 0/0 | 0 | 36.1 | 32 | 24 | 19 | 17 | 35 | 2 | 0 | 2 | .244 | 7 | 5 | 1 | 0 | 4 | | |
| 14 Littleman, Vincent | 5.60 | 2-0 | 13 | 2 | 0 | 0/0 | 0 | 17.2 | 20 | 14 | 11 | 9 | 11 | 5 | 1 | 1 | .278 | 1 | 2 | 0 | 1 | 0 | | |
| 10 Hale, Tyler | 6.35 | 1-1 | 24 | 0 | 0 | 0/1 | 1 | 34.0 | 35 | 26 | 24 | 26 | 34 | 8 | 2 | 2 | .259 | 5 | 5 | 0 | 1 | 1 | | |
| 15 Workman, Daniel | 8.06 | 2-3 | 12 | 12 | 0 | 0/0 | 0 | 41.1 | 56 | 39 | 37 | 18 | 29 | 15 | 3 | 1 | .327 | 4 | 4 | 1 | 1 | 1 | | |
| ----- | | | | | | | | | | | | | | | | | | | | | | | | |
| 45 Lopez, Michael | 0.00 | 0-0 | 1 | 0 | 0 | 0/0 | 0 | 1.1 | 0 | 0 | 0 | 0 | 0 | 0 | 0 | 0 | .000 | 0 | 0 | 0 | 0 | 0 | | |
| 46 Chaffee, Matt | 0.00 | 0-0 | 1 | 0 | 0 | 0/0 | 0 | 0.2 | 0 | 1 | 0 | 0 | 0 | 0 | 0 | 0 | .000 | 1 | 0 | 0 | 0 | 0 | | |
| 12 Bernard, Cory | 2.25 | 0-0 | 4 | 0 | 0 | 0/0 | 0 | 4.0 | 7 | 1 | 1 | 2 | 5 | 3 | 0 | 0 | .389 | 0 | 0 | 0 | 1 | 0 | | |
| 34 Forestieri, Jared | 3.00 | 0-0 | 6 | 0 | 0 | 0/0 | 0 | 3.0 | 3 | 2 | 1 | 3 | 2 | 1 | 0 | 0 | .231 | 1 | 0 | 0 | 0 | 0 | | |
| 50 Adams, Grayson | 8.64 | 0-0 | 9 | 0 | 0 | 0/1 | 0 | 8.1 | 9 | 8 | 8 | 5 | 6 | 4 | 0 | 2 | .290 | 0 | 0 | 0 | 0 | 0 | | |
| 36 Hawkenson, Mark | 10.80 | 0-0 | 2 | 0 | 0 | 0/0 | 0 | 1.2 | 2 | 2 | 2 | 1 | 2 | 0 | 1 | 0 | .333 | 0 | 0 | 0 | 0 | 0 | | |
| Totals | 4.55 | 33-22 | 55 | 55 | 2 | 2/2 | 6 | 496.0 | 536 | 311 | 251 | 205 | 420 | 87 | 16 | 31 | .277 | 39 | 58 | 12 | 15 | 26 | | |
| Opponents | 6.18 | 22-33 | 55 | 55 | 4 | 3/3 | 6 | 479.1 | 627 | 392 | 329 | 186 | 314 | 112 | 26 | 32 | .323 | 38 | 69 | 16 | 21 | 41 | | |

PB - Team (6), Bandy, J. 6, Opp (9). Pickoffs - Team (5), Simon, K. 3, Bandilla, B. 1, Cunningham 1, Opp (14). SBA/ATT - Bandy, J. (40-64), Simon, K. (11-18), Heyer, K. (4-12), Bandilla, B. (6-10), Manthei, S. (7-9), Workman, D. (6-8), Meskin, J. (4-5), Bill, A. (3-4), Hale, T. (3-4), Adams, G. (0-3), Cunningham (3-3), Allison, J. (1-1), Hawkenson (0-1), Littleman (0-1).

Arizona Baseball
Games Summary for Arizona (as of May 30, 2010)
(All games)

| Score by innings | 1 | 2 | 3 | 4 | 5 | 6 | 7 | 8 | 9 | EX | Total |
|-------------------------|----------|----------|----------|----------|----------|----------|----------|----------|----------|-----------|--------------|
| Arizona | 48 | 56 | 50 | 54 | 54 | 33 | 38 | 43 | 10 | 6 | 392 |
| Opponents | 29 | 45 | 37 | 32 | 29 | 29 | 35 | 36 | 28 | 11 | 311 |

Record when ...

| | | | |
|----------------------|-------|----------------------|-------|
| Overall | 33-22 | After 6 leading | 29-3 |
| Conference | 12-15 | trailing | 3-17 |
| Non-Conference | 21-7 | tied | 1-2 |
| Home games | 27-13 | After 7 leading | 28-3 |
| Away games | 6-9 | trailing | 2-17 |
| Neutral site | 0-0 | tied | 3-2 |
| Day games | 19-9 | After 8 leading | 28-3 |
| Night games | 14-13 | trailing | 1-18 |
| vs Left starter | 15-2 | tied | 4-1 |
| vs Right starter | 18-20 | | |
| 1-Run games | 8-3 | Hit 0 home runs | 14-14 |
| 2-Run games | 5-4 | ... 1 home run | 15-8 |
| 5+Run games | 17-11 | ... 2+ home runs | 4-0 |
| Extra innings | 3-2 | | |
| Shutouts | 2-3 | Opponent 0 home runs | 19-11 |
| | | 1 home run | 11-9 |
| | | 2+ HRs | 3-2 |
| Scoring 0-2 runs | 0-11 | | |
| 3-5 runs | 6-8 | | |
| 6-9 runs | 13-2 | Made 0 errors | 13-6 |
| 10+ runs | 14-1 | ... 1 error | 7-2 |
| | | ... 2+ errors | 13-14 |
| Opponent 0-2 runs | 11-0 | | |
| 3-5 runs | 11-4 | Opp. made 0 errors | 2-10 |
| 6-9 runs | 10-12 | 1 error | 15-8 |
| 10+ runs | 1-6 | 2+ errors | 16-4 |
| Scored in 1st inning | 15-5 | Out-hit opponent | 25-3 |
| Opp. scored in 1st | 10-6 | Out-hit by opponent | 5-17 |
| Scores first | 18-8 | Hits are tied | 3-2 |
| Opp. scores first | 15-14 | | |

Record when team scores:

| | | | | | | | | | | | |
|------|-----|-----|-----|-----|-----|-----|-----|-----|-----|-----|------|
| Runs | 0 | 1 | 2 | 3 | 4 | 5 | 6 | 7 | 8 | 9 | 10+ |
| W-L | 0-3 | 0-3 | 0-5 | 1-4 | 1-2 | 4-2 | 1-0 | 2-1 | 5-1 | 5-0 | 14-1 |

Record when opponents scores:

| | | | | | | | | | | | |
|------|-----|-----|-----|-----|-----|-----|-----|-----|-----|-----|-----|
| Runs | 0 | 1 | 2 | 3 | 4 | 5 | 6 | 7 | 8 | 9 | 10+ |
| W-L | 2-0 | 6-0 | 3-0 | 3-1 | 7-2 | 1-1 | 4-5 | 5-3 | 1-3 | 0-1 | 1-6 |

Record when leading after:

| | | | | | | | | |
|------|------|------|------|------|------|------|------|------|
| Inn. | 1 | 2 | 3 | 4 | 5 | 6 | 7 | 8 |
| W-L | 15-4 | 21-6 | 19-6 | 25-4 | 26-3 | 29-3 | 28-3 | 28-3 |

Record when trailing after:

| | | | | | | | | |
|------|-----|-----|------|------|------|------|------|------|
| Inn. | 1 | 2 | 3 | 4 | 5 | 6 | 7 | 8 |
| W-L | 8-5 | 9-9 | 4-11 | 2-16 | 3-18 | 3-17 | 2-17 | 1-18 |

Record when tied after:

| | | | | | | | | |
|------|-------|-----|------|-----|-----|-----|-----|-----|
| Inn. | 1 | 2 | 3 | 4 | 5 | 6 | 7 | 8 |
| W-L | 10-13 | 3-7 | 10-5 | 6-2 | 4-1 | 1-2 | 3-2 | 4-1 |

Current winning streak: 1
 Longest winning streak: 15
 Longest losing streak: 4

Home attendance : 34961 (40 dates avg = 874)
 Away attendance : 20750 (15 dates avg = 1383)
 Total attendance: 55711 (55 dates avg = 1012)

Arizona Baseball
Team Game-by-Game for Arizona (as of May 30, 2010)
Batting (All games)

| Date | Opponent | ab | r | h | rbi | 2b | 3b | hr | bb | ibb | sb | cs | hbp | sac | sf | gdp | k | po | a | e | avg | |
|---------|--------------------|------|-----|-----|-----|-----|----|----|-----|-----|----|----|-----|-----|----|-----|-----|------|-----|----|------|------|
| Feb 19 | UTAH VALLEY | 35 | 8 | 13 | 8 | 2 | 1 | 1 | 3 | 0 | 2 | 0 | 0 | 0 | 0 | 2 | 4 | 27 | 5 | 0 | .371 | |
| Feb 21 | UTAH VALLEY | 39 | 18 | 16 | 16 | 3 | 0 | 2 | 7 | 0 | 3 | 0 | 4 | 1 | 1 | 0 | 5 | 27 | 13 | 0 | .392 | |
| Feb 21 | UTAH VALLEY | 35 | 8 | 10 | 8 | 0 | 0 | 1 | 3 | 0 | 3 | 1 | 2 | 0 | 0 | 1 | 2 | 30 | 11 | 0 | .358 | |
| Feb 26 | LONG BEACH STATE | 38 | 7 | 14 | 7 | 1 | 1 | 0 | 4 | 1 | 0 | 1 | 1 | 2 | 0 | 1 | 8 | 27 | 10 | 1 | .361 | |
| Feb 27 | LONG BEACH STATE | 34 | 3 | 6 | 3 | 2 | 1 | 0 | 3 | 0 | 0 | 1 | 1 | 0 | 0 | 1 | 6 | 27 | 13 | 3 | .326 | |
| Mar 02 | UNLV | 41 | 10 | 13 | 10 | 1 | 1 | 1 | 5 | 0 | 0 | 0 | 1 | 1 | 0 | 0 | 5 | 27 | 8 | 2 | .324 | |
| Mar 03 | UNLV | 39 | 5 | 11 | 4 | 3 | 0 | 0 | 9 | 0 | 5 | 0 | 0 | 5 | 1 | 1 | 2 | 39 | 17 | 2 | .318 | |
| Mar 05 | CAL STATE FULLERTO | 39 | 8 | 10 | 8 | 3 | 0 | 1 | 3 | 0 | 2 | 0 | 2 | 2 | 0 | 0 | 9 | 33 | 13 | 2 | .310 | |
| Mar 06 | CAL STATE FULLERTO | 29 | 1 | 5 | 1 | 1 | 1 | 0 | 1 | 0 | 0 | 0 | 3 | 1 | 0 | 0 | 9 | 27 | 9 | 3 | .298 | |
| Mar 07 | CAL STATE FULLERTO | 31 | 10 | 11 | 9 | 1 | 0 | 1 | 4 | 0 | 0 | 1 | 2 | 1 | 2 | 1 | 4 | 27 | 15 | 3 | .303 | |
| Mar 10 | SAINT JOSEPH'S | 46 | 17 | 23 | 14 | 9 | 1 | 0 | 3 | 0 | 5 | 1 | 1 | 0 | 0 | 0 | 6 | 27 | 10 | 1 | .325 | |
| Mar 10 | SAINT JOSEPH'S | 37 | 12 | 16 | 10 | 4 | 0 | 0 | 4 | 0 | 4 | 0 | 3 | 0 | 3 | 0 | 2 | 27 | 10 | 0 | .334 | |
| Mar 12 | NORTHERN COLORAD | 39 | 9 | 19 | 8 | 3 | 0 | 0 | 2 | 0 | 6 | 1 | 3 | 0 | 0 | 1 | 0 | 27 | 9 | 0 | .346 | |
| Mar 13 | NORTHERN COLORAD | 29 | 7 | 10 | 5 | 1 | 0 | 0 | 12 | 1 | 3 | 0 | 0 | 1 | 0 | 3 | 3 | 27 | 16 | 4 | .346 | |
| Mar 14 | NORTHERN COLORAD | 40 | 18 | 20 | 16 | 3 | 2 | 1 | 8 | 0 | 3 | 1 | 0 | 0 | 1 | 3 | 4 | 27 | 8 | 2 | .358 | |
| Mar 16 | WICHITA STATE | 38 | 13 | 16 | 9 | 1 | 4 | 0 | 2 | 0 | 4 | 1 | 3 | 1 | 1 | 1 | 3 | 27 | 6 | 2 | .362 | |
| Mar 17 | WICHITA STATE | 43 | 19 | 19 | 17 | 6 | 1 | 0 | 6 | 0 | 3 | 0 | 2 | 0 | 0 | 2 | 5 | 27 | 13 | 1 | .367 | |
| Mar 19 | SACRAMENTO STATE | 34 | 5 | 12 | 5 | 1 | 0 | 1 | 1 | 0 | 2 | 1 | 1 | 1 | 1 | 0 | 3 | 27 | 6 | 0 | .366 | |
| Mar 20 | SACRAMENTO STATE | 37 | 8 | 14 | 8 | 1 | 0 | 1 | 6 | 0 | 3 | 2 | 1 | 1 | 1 | 1 | 2 | 27 | 10 | 0 | .367 | |
| Mar 21 | SACRAMENTO STATE | 37 | 10 | 16 | 10 | 4 | 1 | 1 | 1 | 0 | 2 | 0 | 2 | 1 | 1 | 0 | 4 | 27 | 14 | 1 | .370 | |
| Mar 23 | NEW MEXICO | 33 | 10 | 10 | 9 | 0 | 0 | 1 | 6 | 1 | 0 | 1 | 1 | 0 | 0 | 0 | 5 | 27 | 15 | 2 | .367 | |
| Mar 24 | NEW MEXICO | 36 | 11 | 16 | 11 | 2 | 0 | 1 | 3 | 0 | 5 | 2 | 3 | 1 | 0 | 1 | 1 | 27 | 14 | 1 | .371 | |
| *Mar 26 | OREGON | 33 | 9 | 14 | 8 | 1 | 0 | 1 | 3 | 0 | 4 | 2 | 1 | 2 | 0 | 0 | 6 | 27 | 12 | 2 | .373 | |
| *Mar 27 | OREGON | 37 | 8 | 14 | 8 | 2 | 0 | 1 | 3 | 0 | 1 | 1 | 1 | 0 | 0 | 0 | 9 | 27 | 12 | 3 | .373 | |
| *Mar 28 | OREGON | 37 | 8 | 13 | 8 | 1 | 0 | 1 | 3 | 0 | 1 | 0 | 0 | 1 | 1 | 0 | 11 | 27 | 18 | 0 | .372 | |
| *Apr 01 | at California | 34 | 2 | 9 | 2 | 0 | 0 | 1 | 2 | 0 | 1 | 0 | 0 | 1 | 0 | 1 | 6 | 24 | 8 | 2 | .368 | |
| *Apr 03 | at California | 30 | 0 | 5 | 0 | 2 | 0 | 0 | 0 | 0 | 1 | 0 | 1 | 1 | 0 | 0 | 5 | 24 | 15 | 3 | .362 | |
| *Apr 03 | at California | 31 | 3 | 7 | 2 | 1 | 0 | 0 | 2 | 0 | 0 | 2 | 1 | 0 | 1 | 0 | 6 | 24 | 10 | 3 | .358 | |
| *Apr 09 | at Washington | 33 | 7 | 12 | 6 | 3 | 1 | 2 | 5 | 1 | 2 | 1 | 1 | 2 | 0 | 0 | 1 | 7 | 27 | 11 | 0 | .358 |
| *Apr 10 | at Washington | 33 | 2 | 6 | 2 | 1 | 0 | 1 | 2 | 0 | 0 | 0 | 1 | 0 | 0 | 0 | 6 | 24 | 10 | 0 | .353 | |
| *Apr 11 | at Washington | 40 | 9 | 14 | 8 | 5 | 1 | 3 | 1 | 0 | 0 | 0 | 0 | 1 | 0 | 0 | 3 | 27 | 14 | 0 | .353 | |
| Apr 12 | at Gonzaga | 34 | 5 | 10 | 5 | 1 | 0 | 1 | 1 | 0 | 4 | 1 | 0 | 0 | 0 | 0 | 2 | 27 | 13 | 2 | .351 | |
| *Apr 16 | WASHINGTON STATE | 27 | 5 | 8 | 4 | 4 | 0 | 0 | 2 | 0 | 1 | 2 | 0 | 4 | 0 | 0 | 5 | 27 | 8 | 2 | .350 | |
| *Apr 17 | WASHINGTON STATE | 38 | 13 | 16 | 13 | 7 | 2 | 0 | 3 | 0 | 1 | 1 | 4 | 0 | 1 | 2 | 1 | 27 | 12 | 1 | .352 | |
| *Apr 18 | WASHINGTON STATE | 39 | 12 | 17 | 9 | 1 | 1 | 0 | 4 | 0 | 0 | 1 | 3 | 1 | 0 | 1 | 2 | 27 | 18 | 3 | .355 | |
| Apr 20 | at Arizona State | 31 | 4 | 8 | 4 | 2 | 0 | 0 | 3 | 0 | 3 | 0 | 1 | 1 | 1 | 0 | 7 | 27 | 14 | 0 | .352 | |
| *Apr 23 | UCLA | 37 | 3 | 9 | 3 | 0 | 0 | 0 | 0 | 0 | 2 | 0 | 0 | 0 | 1 | 0 | 10 | 30 | 15 | 3 | .349 | |
| *Apr 24 | UCLA | 36 | 2 | 10 | 2 | 3 | 1 | 0 | 1 | 0 | 0 | 0 | 1 | 1 | 0 | 0 | 13 | 27 | 16 | 2 | .347 | |
| *Apr 25 | UCLA | 31 | 6 | 9 | 4 | 3 | 1 | 0 | 2 | 0 | 1 | 1 | 1 | 1 | 1 | 0 | 7 | 27 | 8 | 0 | .346 | |
| *Apr 30 | at USC | 31 | 0 | 4 | 0 | 1 | 0 | 0 | 2 | 0 | 0 | 0 | 0 | 0 | 0 | 0 | 11 | 24 | 7 | 3 | .341 | |
| *May 01 | at USC | 34 | 5 | 10 | 4 | 0 | 0 | 0 | 2 | 0 | 0 | 1 | 1 | 1 | 0 | 2 | 7 | 24 | 15 | 1 | .340 | |
| *May 02 | at USC | 39 | 9 | 12 | 7 | 1 | 0 | 0 | 3 | 0 | 2 | 1 | 2 | 0 | 1 | 0 | 5 | 27 | 18 | 0 | .339 | |
| May 04 | at Arizona State | 32 | 1 | 3 | 0 | 0 | 0 | 0 | 0 | 0 | 1 | 0 | 0 | 0 | 0 | 0 | 10 | 24 | 11 | 2 | .334 | |
| May 07 | CSU BAKERSFIELD | 35 | 2 | 7 | 1 | 1 | 0 | 0 | 7 | 1 | 0 | 1 | 2 | 1 | 0 | 1 | 4 | 33 | 12 | 2 | .331 | |
| May 08 | CSU BAKERSFIELD | 45 | 17 | 20 | 14 | 6 | 1 | 0 | 9 | 0 | 2 | 0 | 1 | 0 | 0 | 1 | 7 | 27 | 11 | 0 | .334 | |
| May 09 | CSU BAKERSFIELD | 37 | 5 | 12 | 5 | 3 | 0 | 1 | 2 | 0 | 0 | 1 | 1 | 0 | 0 | 0 | 5 | 27 | 7 | 3 | .334 | |
| *May 15 | ARIZONA STATE | 37 | 4 | 11 | 4 | 0 | 2 | 1 | 1 | 0 | 0 | 0 | 2 | 0 | 0 | 1 | 9 | 27 | 11 | 0 | .333 | |
| *May 16 | ARIZONA STATE | 38 | 12 | 13 | 10 | 4 | 0 | 1 | 4 | 1 | 1 | 1 | 1 | 0 | 0 | 0 | 7 | 27 | 8 | 1 | .334 | |
| *May 17 | ARIZONA STATE | 29 | 2 | 4 | 2 | 0 | 0 | 0 | 5 | 0 | 1 | 1 | 2 | 0 | 0 | 1 | 9 | 27 | 10 | 2 | .330 | |
| *May 21 | STANFORD | 34 | 1 | 10 | 1 | 0 | 0 | 1 | 2 | 0 | 2 | 1 | 1 | 0 | 0 | 1 | 5 | 27 | 9 | 0 | .330 | |
| *May 22 | STANFORD | 33 | 9 | 11 | 7 | 2 | 0 | 2 | 5 | 0 | 0 | 0 | 1 | 2 | 0 | 0 | 5 | 27 | 12 | 2 | .330 | |
| *May 23 | STANFORD | 35 | 4 | 10 | 4 | 3 | 0 | 1 | 3 | 0 | 0 | 0 | 2 | 1 | 1 | 0 | 3 | 27 | 11 | 0 | .329 | |
| *May 28 | at Oregon State | 31 | 3 | 7 | 3 | 0 | 2 | 0 | 3 | 0 | 0 | 0 | 0 | 0 | 1 | 2 | 5 | 24 | 9 | 0 | .327 | |
| *May 29 | at Oregon State | 31 | 0 | 5 | 0 | 0 | 0 | 0 | 2 | 0 | 1 | 0 | 0 | 1 | 0 | 0 | 16 | 24 | 16 | 2 | .324 | |
| *May 30 | at Oregon State | 32 | 3 | 7 | 3 | 2 | 0 | 1 | 3 | 0 | 0 | 1 | 1 | 0 | 0 | 2 | 8 | 27 | 8 | 1 | .323 | |
| Totals | | 1943 | 392 | 627 | 349 | 112 | 26 | 32 | 186 | 6 | 87 | 34 | 69 | 41 | 21 | 35 | 314 | 1488 | 634 | 75 | .323 | |

Arizona Baseball
Team Game-by-Game for Arizona (as of May 30, 2010)
Pitching (All games)

| Date | Opponent | ip | h | r | er | bb | so | 2b | 3b | hr | wp | bk | hbp | dp | ibb | score | w-l | sv | era |
|---------|--------------------|-------|-----|-----|-----|-----|-----|----|----|----|----|----|-----|----|-----|---------|-------|----|------|
| Feb 19 | UTAH VALLEY | 9.0 | 5 | 1 | 1 | 2 | 17 | 1 | 1 | 0 | 0 | 0 | 0 | 1 | 0 | 8-1 | 1-0 | 0 | 1.00 |
| Feb 21 | UTAH VALLEY | 9.0 | 5 | 1 | 1 | 1 | 8 | 0 | 0 | 0 | 0 | 0 | 0 | 2 | 0 | 18-1 | 2-0 | 0 | 1.00 |
| Feb 21 | UTAH VALLEY | 10.0 | 15 | 7 | 7 | 1 | 9 | 2 | 0 | 1 | 0 | 0 | 0 | 1 | 0 | 8-7 | 3-0 | 0 | 2.89 |
| Feb 26 | LONG BEACH STATE | 9.0 | 16 | 8 | 8 | 2 | 8 | 4 | 1 | 0 | 0 | 2 | 0 | 0 | 0 | 7-8 | 3-1 | 0 | 4.14 |
| Feb 27 | LONG BEACH STATE | 9.0 | 11 | 10 | 8 | 8 | 5 | 0 | 1 | 0 | 5 | 0 | 2 | 1 | 1 | 3-10 | 3-2 | 0 | 4.89 |
| Mar 02 | UNLV | 9.0 | 11 | 12 | 10 | 3 | 11 | 1 | 0 | 2 | 0 | 1 | 3 | 0 | 0 | 10-12 | 3-3 | 0 | 5.73 |
| Mar 03 | UNLV | 13.0 | 8 | 4 | 3 | 6 | 9 | 1 | 1 | 1 | 1 | 2 | 1 | 3 | 0 | 5-4 | 4-3 | 0 | 5.03 |
| Mar 05 | CAL STATE FULLERTO | 11.0 | 13 | 7 | 7 | 5 | 11 | 2 | 1 | 3 | 0 | 0 | 1 | 1 | 1 | 8-7 | 5-3 | 0 | 5.13 |
| Mar 06 | CAL STATE FULLERTO | 9.0 | 13 | 6 | 5 | 1 | 8 | 0 | 2 | 0 | 2 | 0 | 2 | 0 | 0 | 1-6 | 5-4 | 0 | 5.11 |
| Mar 07 | CAL STATE FULLERTO | 9.0 | 9 | 1 | 0 | 1 | 5 | 1 | 0 | 0 | 0 | 0 | 0 | 2 | 0 | 10-1 | 6-4 | 0 | 4.64 |
| Mar 10 | SAINT JOSEPH'S | 9.0 | 9 | 3 | 3 | 2 | 8 | 1 | 0 | 0 | 0 | 0 | 0 | 1 | 0 | 17-3 | 7-4 | 0 | 4.50 |
| Mar 10 | SAINT JOSEPH'S | 9.0 | 8 | 2 | 2 | 4 | 10 | 2 | 0 | 0 | 0 | 0 | 0 | 1 | 0 | 12-2 | 8-4 | 0 | 4.30 |
| Mar 12 | NORTHERN COLORAD | 9.0 | 3 | 1 | 1 | 1 | 10 | 0 | 0 | 1 | 0 | 0 | 0 | 0 | 0 | 9-1 | 9-4 | 0 | 4.06 |
| Mar 13 | NORTHERN COLORAD | 9.0 | 11 | 6 | 3 | 2 | 6 | 1 | 0 | 0 | 3 | 0 | 0 | 3 | 0 | 7-6 | 10-4 | 1 | 3.99 |
| Mar 14 | NORTHERN COLORAD | 9.0 | 8 | 4 | 3 | 7 | 10 | 1 | 0 | 0 | 1 | 0 | 0 | 0 | 0 | 18-4 | 11-4 | 1 | 3.93 |
| Mar 16 | WICHITA STATE | 9.0 | 5 | 5 | 5 | 4 | 10 | 1 | 0 | 0 | 3 | 0 | 2 | 2 | 0 | 13-5 | 12-4 | 1 | 3.99 |
| Mar 17 | WICHITA STATE | 9.0 | 6 | 0 | 0 | 1 | 10 | 0 | 0 | 0 | 0 | 0 | 0 | 0 | 0 | 19-0 | 13-4 | 1 | 3.77 |
| Mar 19 | SACRAMENTO STATE | 9.0 | 7 | 0 | 0 | 3 | 7 | 0 | 0 | 0 | 0 | 1 | 1 | 2 | 0 | 5-0 | 14-4 | 1 | 3.57 |
| Mar 20 | SACRAMENTO STATE | 9.0 | 13 | 7 | 7 | 4 | 6 | 3 | 0 | 1 | 0 | 0 | 0 | 1 | 0 | 8-7 | 15-4 | 1 | 3.74 |
| Mar 21 | SACRAMENTO STATE | 9.0 | 11 | 6 | 6 | 4 | 5 | 1 | 0 | 1 | 0 | 0 | 5 | 3 | 0 | 10-6 | 16-4 | 1 | 3.85 |
| Mar 23 | NEW MEXICO | 9.0 | 10 | 4 | 3 | 7 | 5 | 3 | 0 | 0 | 1 | 2 | 0 | 3 | 0 | 10-4 | 17-4 | 1 | 3.81 |
| Mar 24 | NEW MEXICO | 9.0 | 14 | 7 | 6 | 4 | 6 | 4 | 0 | 0 | 2 | 0 | 0 | 1 | 0 | 11-7 | 18-4 | 1 | 3.91 |
| *Mar 26 | OREGON | 9.0 | 10 | 3 | 2 | 5 | 7 | 1 | 0 | 1 | 1 | 0 | 1 | 3 | 0 | 9-3 | 19-4 | 1 | 3.83 |
| *Mar 27 | OREGON | 9.0 | 7 | 4 | 2 | 5 | 8 | 2 | 0 | 0 | 1 | 1 | 2 | 1 | 0 | 8-4 | 20-4 | 2 | 3.75 |
| *Mar 28 | OREGON | 9.0 | 14 | 9 | 9 | 6 | 3 | 0 | 1 | 1 | 0 | 0 | 0 | 3 | 0 | 8-9 | 20-5 | 2 | 3.96 |
| *Apr 01 | at California | 8.0 | 11 | 7 | 4 | 2 | 5 | 2 | 1 | 0 | 0 | 1 | 0 | 0 | 0 | 2-7 | 20-6 | 2 | 3.97 |
| *Apr 03 | at California | 8.0 | 9 | 8 | 4 | 5 | 6 | 3 | 0 | 0 | 0 | 0 | 3 | 0 | 0 | 0-8 | 20-7 | 2 | 3.99 |
| *Apr 03 | at California | 8.0 | 11 | 4 | 1 | 0 | 4 | 1 | 0 | 1 | 0 | 0 | 0 | 0 | 0 | 3-4 | 20-8 | 2 | 3.90 |
| *Apr 09 | at Washington | 9.0 | 5 | 2 | 2 | 5 | 6 | 1 | 0 | 0 | 1 | 0 | 1 | 0 | 0 | 7-2 | 21-8 | 2 | 3.84 |
| *Apr 10 | at Washington | 8.0 | 10 | 10 | 10 | 6 | 7 | 3 | 0 | 1 | 1 | 1 | 1 | 0 | 0 | 2-10 | 21-9 | 2 | 4.05 |
| *Apr 11 | at Washington | 9.0 | 3 | 1 | 1 | 2 | 3 | 0 | 0 | 0 | 1 | 0 | 2 | 1 | 0 | 9-1 | 22-9 | 2 | 3.96 |
| Apr 12 | at Gonzaga | 9.0 | 6 | 4 | 2 | 2 | 6 | 1 | 0 | 1 | 1 | 0 | 2 | 2 | 0 | 5-4 | 23-9 | 2 | 3.90 |
| *Apr 16 | WASHINGTON STATE | 9.0 | 4 | 3 | 2 | 1 | 15 | 0 | 0 | 1 | 0 | 0 | 2 | 0 | 0 | 5-3 | 24-9 | 3 | 3.84 |
| *Apr 17 | WASHINGTON STATE | 9.0 | 11 | 6 | 6 | 0 | 6 | 2 | 0 | 1 | 0 | 0 | 2 | 0 | 0 | 13-6 | 25-9 | 3 | 3.90 |
| *Apr 18 | WASHINGTON STATE | 9.0 | 12 | 11 | .6 | 3 | 1 | 1 | 1 | 2 | 1 | 0 | 4 | 1 | 1 | 12-11 | 26-9 | 3 | 3.96 |
| Apr 20 | at Arizona State | 9.0 | 8 | 2 | 2 | 1 | 6 | 3 | 0 | 0 | 0 | 0 | 1 | 1 | 0 | 4-2 | 27-9 | 4 | 3.91 |
| *Apr 23 | UCLA | 10.0 | 8 | 6 | .1 | 6 | 12 | 1 | 0 | 0 | 0 | 0 | 2 | 1 | 0 | 3-6 | 27-10 | 4 | 3.82 |
| *Apr 24 | UCLA | 9.0 | 10 | 6 | 5 | 7 | 7 | 2 | 0 | 1 | 0 | 0 | 2 | 0 | 0 | 2-6 | 27-11 | 4 | 3.85 |
| *Apr 25 | UCLA | 9.0 | 9 | 4 | 4 | 4 | 8 | 1 | 0 | 0 | 2 | 0 | 2 | 1 | 0 | 6-4 | 28-11 | 5 | 3.85 |
| *Apr 30 | at USC | 8.0 | 12 | 6 | 3 | 4 | 7 | 0 | 0 | 0 | 0 | 0 | 1 | 1 | 0 | 0-6 | 28-12 | 5 | 3.84 |
| *May 01 | at USC | 8.0 | 11 | 7 | 3 | 2 | 5 | 2 | 1 | 1 | 0 | 0 | 0 | 1 | 0 | 5-7 | 28-13 | 5 | 3.83 |
| *May 02 | at USC | 9.0 | 11 | 7 | 7 | 4 | 8 | 4 | 0 | 2 | 2 | 0 | 1 | 2 | 0 | 9-7 | 29-13 | 5 | 3.91 |
| May 04 | at Arizona State | 8.0 | 9 | 13 | 12 | 9 | 4 | 3 | 0 | 1 | 3 | 0 | 0 | 0 | 0 | 1-13 | 29-14 | 5 | 4.11 |
| May 07 | CSU BAKERSFIELD | 11.0 | 11 | 7 | 5 | 8 | 13 | 2 | 0 | 0 | 2 | 0 | 1 | 1 | 1 | 2-7 | 29-15 | 5 | 4.11 |
| May 08 | CSU BAKERSFIELD | 9.0 | 17 | 6 | 6 | 2 | 9 | 2 | 0 | 1 | 0 | 0 | 0 | 3 | 0 | 17-6 | 30-15 | 5 | 4.15 |
| May 09 | CSU BAKERSFIELD | 9.0 | 19 | 22 | 18 | 9 | 11 | 6 | 2 | 0 | 3 | 0 | 4 | 0 | 0 | 5-22 | 30-16 | 5 | 4.45 |
| *May 15 | ARIZONA STATE | 9.0 | 13 | 12 | 12 | 6 | 9 | 6 | 1 | 1 | 1 | 0 | 1 | 0 | 0 | 4-12 | 30-17 | 5 | 4.61 |
| *May 16 | ARIZONA STATE | 9.0 | 9 | 4 | 3 | 5 | 9 | 2 | 0 | 0 | 0 | 0 | 1 | 2 | 0 | 12-4 | 31-17 | 5 | 4.57 |
| *May 17 | ARIZONA STATE | 9.0 | 7 | 4 | 3 | 3 | 7 | 0 | 0 | 0 | 1 | 0 | 2 | 1 | 0 | 2-4 | 31-18 | 5 | 4.54 |
| *May 21 | STANFORD | 9.0 | 9 | 3 | 3 | 1 | 9 | 1 | 0 | 1 | 0 | 0 | 0 | 2 | 0 | 1-3 | 31-19 | 5 | 4.51 |
| *May 22 | STANFORD | 9.0 | 15 | 8 | 8 | 3 | 6 | 3 | 0 | 1 | 0 | 0 | 0 | 1 | 0 | 9-8 | 32-19 | 5 | 4.58 |
| *May 23 | STANFORD | 9.0 | 10 | 8 | 8 | 3 | 9 | 1 | 2 | 0 | 0 | 0 | 2 | 0 | 0 | 4-8 | 32-20 | 5 | 4.64 |
| *May 28 | at Oregon State | 8.0 | 8 | 6 | 6 | 4 | 7 | 1 | 0 | 2 | 0 | 1 | 0 | 0 | 0 | 3-6 | 32-21 | 5 | 4.68 |
| *May 29 | at Oregon State | 8.0 | 8 | 5 | 1 | 7 | 5 | 0 | 0 | 1 | 0 | 0 | 1 | 3 | 0 | 0-5 | 32-22 | 5 | 4.62 |
| *May 30 | at Oregon State | 9.0 | 8 | 1 | 1 | 2 | 8 | 1 | 0 | 0 | 0 | 0 | 1 | 0 | 0 | 3-1 | 33-22 | 6 | 4.55 |
| Totals | | 496.0 | 536 | 311 | 251 | 205 | 420 | 87 | 16 | 31 | 39 | 12 | 58 | 59 | 5 | 392-311 | 33-22 | 6 | 4.55 |

Arizona Baseball
Season Game Highs for Arizona (as of May 30, 2010)
(All games)

TEAM GAME HIGHS

Batting

| | | | |
|------------------|----|---|-------------------------------------|
| At bats: | 46 | - | vs Saint Joseph's (Mar 10, 2010) |
| Runs scored: | 19 | - | vs Wichita State (Mar 17, 2010) |
| Hits: | 23 | - | vs Saint Joseph's (Mar 10, 2010) |
| RBIs: | 17 | - | vs Wichita State (Mar 17, 2010) |
| Doubles: | 9 | - | vs Saint Joseph's (Mar 10, 2010) |
| Triples: | 4 | - | vs Wichita State (Mar 16, 2010) |
| Home runs: | 3 | - | at Washington (Apr 11, 2010) |
| Total bases: | 34 | - | vs Saint Joseph's (Mar 10, 2010) |
| Walks: | 12 | - | vs Northern Colorado (Mar 13, 2010) |
| Strikeouts: | 16 | - | at Oregon State (May 29, 2010) |
| Sac hits: | 5 | - | vs UNLV (Mar 03, 2010) |
| Sac flies: | 3 | - | vs Saint Joseph's (Mar 10, 2010) |
| Stolen bases: | 6 | - | vs Northern Colorado (Mar 12, 2010) |
| Hit by pitch: | 4 | - | vs Utah Valley (Feb 21, 2010) |
| | 4 | - | vs Washington State (Apr 17, 2010) |
| Caught stealing: | 2 | - | (5 times) |
| Runners LOB: | 14 | - | vs CSU Bakersfield (May 08, 2010) |
| Hit into DP: | 3 | - | vs Northern Colorado (Mar 13, 2010) |
| | 3 | - | vs Northern Colorado (Mar 14, 2010) |

Fielding

| | | | |
|---------------|----|---|-------------------------------------|
| Putouts: | 39 | - | vs UNLV (Mar 03, 2010) |
| Assists: | 18 | - | vs Oregon (Mar 28, 2010) |
| | 18 | - | vs Washington State (Apr 18, 2010) |
| | 18 | - | at USC (May 02, 2010) |
| Errors: | 4 | - | vs Northern Colorado (Mar 13, 2010) |
| Passed balls: | 2 | - | at Oregon State (May 29, 2010) |
| DPs turned: | 3 | - | (8 times) |

Pitching

| | | | |
|------------------|------|---|---------------------------------------|
| Innings pitched: | 13.0 | - | vs UNLV (Mar 03, 2010) |
| Runs allowed: | 22 | - | vs CSU Bakersfield (May 09, 2010) |
| Earned runs: | 18 | - | vs CSU Bakersfield (May 09, 2010) |
| Walks allowed: | 9 | - | at Arizona State (May 04, 2010) |
| | 9 | - | vs CSU Bakersfield (May 09, 2010) |
| Strikeouts: | 17 | - | vs Utah Valley (Feb 19, 2010) |
| Hits allowed: | 19 | - | vs CSU Bakersfield (May 09, 2010) |
| Doubles allowed: | 6 | - | vs CSU Bakersfield (May 09, 2010) |
| | 6 | - | vs Arizona State (May 15, 2010) |
| Triples allowed: | 2 | - | vs Cal State Fullerton (Mar 06, 2010) |
| | 2 | - | vs CSU Bakersfield (May 09, 2010) |
| | 2 | - | vs Stanford (May 23, 2010) |
| Homers allowed: | 3 | - | vs Cal State Fullerton (Mar 05, 2010) |
| Wild pitches: | 5 | - | vs Long Beach State (Feb 27, 2010) |
| Hit batters: | 5 | - | vs Sacramento State (Mar 21, 2010) |

Arizona Baseball
Season Game Highs for Arizona (as of May 30, 2010)
(All games)

INDIVIDUAL GAME HIGHS

Batting

| | | |
|------------------|---|---|
| At bats: | 7 | - Rickard, Joey vs CSU Bakersfield (May 08, 2010) |
| Runs scored: | 4 | - (6 times) |
| Hits: | 5 | - Refsnyder, Robert vs Wichita State (Mar 17, 2010) |
| | 5 | - Rickard, Joey vs CSU Bakersfield (May 08, 2010) |
| RBIs: | 7 | - Refsnyder, Robert vs Wichita State (Mar 17, 2010) |
| Doubles: | 3 | - Valenzuela, Rafael vs Saint Joseph's (Mar 10, 2010) |
| Triples: | 1 | - (26 times) |
| Home runs: | 1 | - (32 times) |
| Total bases: | 8 | - (5 times) |
| Walks: | 3 | - Bandy, Jett vs Northern Colorado (Mar 13, 2010) |
| | 3 | - Bandy, Jett vs New Mexico (Mar 23, 2010) |
| | 3 | - Frenzel, Cole vs CSU Bakersfield (May 07, 2010) |
| Strikeouts: | 3 | - (5 times) |
| Sac hits: | 2 | - Mejia, Alex vs UNLV (Mar 03, 2010) |
| Sac flies: | 1 | - (21 times) |
| Stolen bases: | 2 | - (12 times) |
| Hit by pitch: | 2 | - (5 times) |
| Caught stealing: | 2 | - Rickard, Joey at California (Apr 03, 2010) |
| Runners LOB: | 6 | - Mejia, Alex vs Saint Joseph's (Mar 10, 2010) |
| | 6 | - Rickard, Joey vs Stanford (May 21, 2010) |

Fielding

| | | |
|---------------|----|---|
| Putouts: | 17 | - Bandy, Jett vs Utah Valley (Feb 19, 2010) |
| Assists: | 8 | - Mejia, Alex vs UNLV (Mar 03, 2010) |
| | 8 | - Mejia, Alex vs Cal State Fullerton (Mar 07, 2010) |
| Errors: | 3 | - Mejia, Alex vs Northern Colorado (Mar 13, 2010) |
| Passed balls: | 2 | - Bandy, Jett at Oregon State (May 29, 2010) |

Pitching

| | | |
|------------------|-----|---|
| Innings pitched: | 9.0 | - Heyer, Kurt vs Northern Colorado (Mar 12, 2010) |
| | 9.0 | - Simon, Kyle at Washington (Apr 11, 2010) |
| Runs allowed: | 7 | - (4 times) |
| Earned runs: | 7 | - (4 times) |
| Walks allowed: | 5 | - Simon, Kyle vs Long Beach State (Feb 27, 2010) |
| | 5 | - Simon, Kyle at Oregon State (May 29, 2010) |
| Strikeouts: | 14 | - Heyer, Kurt vs Washington State (Apr 16, 2010) |
| Hits allowed: | 14 | - Simon, Kyle vs Stanford (May 22, 2010) |
| Doubles allowed: | 5 | - Heyer, Kurt vs Arizona State (May 15, 2010) |
| Triples allowed: | 2 | - Simon, Kyle vs Cal State Fullerton (Mar 06, 2010) |
| | 2 | - Workman, Daniel vs Stanford (May 23, 2010) |
| Homers allowed: | 2 | - Heyer, Kurt at Oregon State (May 28, 2010) |
| Wild pitches: | 3 | - Simon, Kyle vs Long Beach State (Feb 27, 2010) |
| Hit batters: | 5 | - Simon, Kyle vs Sacramento State (Mar 21, 2010) |



**Arizona Baseball
Miscellaneous Stats for Arizona (as of May 30, 2010)
(All games)**

| Multiple Hit Games | 2 | 3 | 4 | 5+ | Total | Multiple RBI Games | 2 | 3 | 4 | 5+ | Total |
|---------------------------|------------|-----------|-----------|-----------|--------------|---------------------------|-----------|-----------|----------|-----------|--------------|
| 6 Selsky, Steve | 13 | 7 | 4 | - | 24 | 35 Rickard, Joey | 8 | 3 | 2 | 1 | 14 |
| 21 Valenzuela, Rafael | 17 | 6 | - | - | 23 | 6 Selsky, Steve | 7 | 4 | 2 | - | 13 |
| 35 Rickard, Joey | 14 | 5 | 2 | 1 | 22 | 21 Valenzuela, Rafael | 5 | 3 | 1 | 1 | 10 |
| 27 Bandy, Jett | 10 | 7 | 4 | - | 21 | 27 Bandy, Jett | 7 | 2 | 1 | - | 10 |
| 22 Refsnyder, Robert | 11 | 7 | 1 | 1 | 20 | 22 Refsnyder, Robert | 8 | - | - | 1 | 9 |
| 5 Mejias-Brean, Seth | 14 | 5 | - | - | 19 | 13 Mejia, Alex | 5 | 1 | 1 | - | 7 |
| 13 Mejia, Alex | 15 | 3 | - | - | 18 | 5 Mejias-Brean, Seth | 1 | 1 | 1 | 1 | 4 |
| 37 Brown, Bobby | 6 | 1 | - | - | 7 | 37 Brown, Bobby | 1 | 1 | - | - | 2 |
| 4 Rinard, Bobby | 5 | 2 | - | - | 7 | 20 Garcia, Josh | 1 | - | 1 | - | 2 |
| 38 Ortega, Bryce | 5 | 1 | - | - | 6 | 4 Rinard, Bobby | 1 | - | - | - | 1 |
| 24 Frenzel, Cole | 4 | - | - | - | 4 | 30 Meskin, Jacob | 1 | - | - | - | 1 |
| 30 Meskin, Jacob | 1 | - | 1 | - | 2 | TEAM | 45 | 15 | 9 | 4 | 73 |
| 20 Garcia, Josh | 1 | - | - | - | 1 | | | | | | |
| TEAM | 116 | 44 | 12 | 2 | 174 | | | | | | |

| Hitting Streaks | Longest | Current |
|------------------------|----------------|----------------|
| 6 Selsky, Steve | 18 | 1 |
| 38 Ortega, Bryce | 15 | - |
| 27 Bandy, Jett | 13 | 2 |
| 24 Frenzel, Cole | 13 | - |
| 21 Valenzuela, Rafael | 12 | 3 |
| 22 Refsnyder, Robert | 12 | - |
| 5 Mejias-Brean, Seth | 12 | - |
| 13 Mejia, Alex | 10 | - |
| 37 Brown, Bobby | 8 | - |
| 35 Rickard, Joey | 7 | - |
| 30 Meskin, Jacob | 6 | - |
| 4 Rinard, Bobby | 5 | - |
| 1 Chavez, Ethan | 4 | - |
| 20 Garcia, Josh | 3 | 1 |
| 12 Bernard, Cory | 1 | 1 |

**Arizona Baseball
Miscellaneous Stats for Arizona (as of May 30, 2010)
(All games)**

STARTERS SUMMARY

| Player | GS | Position | | | | | | | | | | Batting Order | | | | | | | | | | |
|--------------------|-----------|-----------------|----------|-----------|-----------|-----------|-----------|-----------|-----------|-----------|-----------|----------------------|------------|------------|------------|------------|------------|------------|------------|------------|------------|---|
| | | p | c | 1b | 2b | 3b | ss | lf | cf | rf | of | dh | 1st | 2nd | 3rd | 4th | 5th | 6th | 7th | 8th | 9th | |
| 6 Selsky, Steve | 55 | . | . | . | . | . | . | . | . | . | . | 55 | . | . | . | . | . | . | . | . | . | . |
| 27 Bandy, Jett | 55 | . | 48 | 3 | . | . | . | . | . | . | . | . | . | 49 | 3 | 3 | . | . | . | . | . | . |
| 13 Mejia, Alex | 54 | . | . | . | . | . | . | 54 | . | . | . | . | . | . | . | . | . | . | 3 | 21 | 30 | . |
| 35 Rickard, Joey | 54 | . | . | . | . | . | . | 1 | 53 | . | . | 42 | . | . | . | 2 | 5 | 5 | . | . | . | . |
| 21 Valenzuela, Raf | 54 | . | . | 37 | 9 | . | . | . | . | . | . | 8 | . | 54 | . | . | . | . | . | . | . | . |
| 22 Refsnyder, Rob | 52 | . | . | . | 18 | 5 | . | 26 | . | . | . | 3 | . | . | . | 3 | 32 | 17 | . | . | . | . |
| 5 Mejias-Brean, S | 50 | . | . | . | . | 49 | 1 | . | . | . | . | . | . | . | . | . | 4 | 28 | 18 | . | . | . |
| 37 Brown, Bobby | 33 | . | . | . | . | . | . | 12 | . | . | . | 21 | . | . | . | 3 | 14 | 9 | 7 | . | . | . |
| 38 Ortega, Bryce | 26 | . | . | . | 26 | . | . | . | . | . | . | . | 7 | . | . | . | . | . | . | . | 19 | . |
| 4 Rinard, Bobby | 25 | . | . | . | . | . | . | 16 | 2 | . | . | 7 | 5 | . | . | . | 9 | 6 | 3 | 2 | . | . |
| 24 Frenzel, Cole | 18 | . | . | 15 | . | 1 | . | . | . | . | . | 2 | . | . | . | 1 | 12 | 4 | 1 | . | . | . |
| 18 Simon, Kyle | 16 | 16 | . | . | . | . | . | . | . | . | . | . | . | . | . | . | . | . | . | . | . | . |
| 26 Heyer, Kurt | 15 | 15 | . | . | . | . | . | . | . | . | . | . | . | . | . | . | . | . | . | . | . | . |
| 15 Workman, Dan | 12 | 12 | . | . | . | . | . | . | . | . | . | . | . | . | . | . | . | . | . | . | . | . |
| 20 Garcia, Josh | 9 | . | . | . | . | . | . | . | . | . | . | 9 | . | . | . | 3 | . | 2 | 3 | 1 | . | . |
| 30 Meskin, Jacob | 7 | . | 7 | . | . | . | . | . | . | . | . | . | . | . | . | . | . | . | . | . | 5 | 2 |
| 23 Bandilla, Bryce | 6 | 6 | . | . | . | . | . | . | . | . | . | . | . | . | . | . | . | . | . | . | . | . |
| 1 Chavez, Ethan | 3 | . | . | . | 2 | . | . | . | . | . | . | 1 | . | 1 | . | . | . | . | . | . | . | 2 |
| 14 Littleman, Vinc | 2 | 2 | . | . | . | . | . | . | . | . | . | . | . | . | . | . | . | . | . | . | . | . |
| 42 Cunningham, N | 1 | 1 | . | . | . | . | . | . | . | . | . | . | . | . | . | . | . | . | . | . | . | . |
| 49 Allison, Joe | 1 | 1 | . | . | . | . | . | . | . | . | . | . | . | . | . | . | . | . | . | . | . | . |
| 33 Bill, Augey | 1 | 1 | . | . | . | . | . | . | . | . | . | . | . | . | . | . | . | . | . | . | . | . |
| 31 Manthei, Steph | 1 | 1 | . | . | . | . | . | . | . | . | . | . | . | . | . | . | . | . | . | . | . | . |



Arizona Baseball
Individual Season/Career Summary for Arizona (as of May 30, 2010)
 (All games Sorted by Batting avg)

Record: 33-22 Home: 27-13 Away: 6-9 Pac-10: 12-15

| Player | SEASON | | | | | | | | | | | | | CAREER | | | | | | | | | | | | |
|-----------------------|--------|-------|------|-----|-----|-----|----|----|-----|-----|-----|-----|--------|--------|---------|-----|-----|-----|----|----|----|-----|----|-----|----|--------|
| | Avg | G-GS | AB | R | H | 2B | 3B | HR | RBI | BB | Hbp | SO | Sb-Att | Avg | G-GS | AB | R | H | 2B | 3B | HR | RBI | BB | Hbp | SO | Sb-Att |
| 6 Selsky, Steve | .383 | 55-55 | 222 | 56 | 85 | 17 | 6 | 8 | 51 | 23 | 10 | 43 | 11-16 | .357 | 103-94 | 370 | 92 | 132 | 25 | 8 | 15 | 72 | 37 | 15 | 94 | 13-18 |
| 27 Bandy, Jett | .367 | 55-55 | 210 | 52 | 77 | 22 | 0 | 6 | 42 | 20 | 19 | 22 | 4-4 | .337 | 102-97 | 374 | 76 | 126 | 43 | 0 | 10 | 81 | 34 | 33 | 41 | 5-7 |
| 22 Refsnvder, Robert | .341 | 54-52 | 208 | 34 | 71 | 9 | 3 | 2 | 40 | 13 | 9 | 30 | 6-9 | .341 | 54-52 | 208 | 34 | 71 | 9 | 3 | 2 | 40 | 13 | 9 | 30 | 6-9 |
| 5 Mejias-Brean, Seth | .318 | 55-50 | 192 | 31 | 61 | 8 | 2 | 1 | 32 | 17 | 1 | 39 | 5-12 | .318 | 55-50 | 192 | 31 | 61 | 8 | 2 | 1 | 32 | 17 | 1 | 39 | 5-12 |
| 4 Rickard, Bobby | .316 | 33-25 | 95 | 17 | 30 | 8 | 0 | 0 | 15 | 5 | 0 | 12 | 11-11 | .316 | 33-25 | 95 | 17 | 30 | 8 | 0 | 0 | 15 | 5 | 0 | 12 | 11-11 |
| 35 Rickard, Joey | .312 | 55-54 | 231 | 47 | 72 | 8 | 4 | 8 | 49 | 15 | 10 | 36 | 13-21 | .312 | 55-54 | 231 | 47 | 72 | 8 | 4 | 8 | 49 | 15 | 10 | 36 | 13-21 |
| 21 Valenzuela, Rafael | .307 | 54-54 | 218 | 53 | 67 | 15 | 6 | 5 | 44 | 22 | 6 | 34 | 10-11 | .291 | 124-92 | 388 | 77 | 113 | 31 | 9 | 5 | 71 | 29 | 11 | 65 | 15-19 |
| 13 Mejia, Alex | .301 | 54-54 | 196 | 31 | 59 | 11 | 0 | 1 | 29 | 13 | 2 | 25 | 5-10 | .301 | 54-54 | 196 | 31 | 59 | 11 | 0 | 1 | 29 | 13 | 2 | 25 | 5-10 |
| 24 Frenzel, Cole | .299 | 23-18 | 67 | 9 | 20 | 0 | 1 | 0 | 6 | 11 | 4 | 14 | 0-1 | .299 | 23-18 | 67 | 9 | 20 | 0 | 1 | 0 | 6 | 11 | 4 | 14 | 0-1 |
| 37 Brown, Bobby | .294 | 46-33 | 126 | 18 | 37 | 12 | 3 | 0 | 17 | 14 | 1 | 25 | 6-9 | .290 | 53-33 | 131 | 18 | 38 | 12 | 3 | 0 | 18 | 15 | 1 | 26 | 6-9 |
| 38 Ortega, Bryce | .266 | 35-26 | 94 | 28 | 25 | 1 | 0 | 0 | 7 | 16 | 5 | 14 | 10-11 | .314 | 143-133 | 488 | 119 | 153 | 19 | 5 | 5 | 66 | 72 | 17 | 70 | 39-44 |
| 12 Bernard, Cory | 1.000 | 3-0 | 1 | 0 | 1 | 0 | 0 | 0 | 0 | 2 | 0 | 0 | 0-0 | 1.000 | 3-0 | 1 | 0 | 1 | 0 | 0 | 0 | 0 | 2 | 0 | 0 | 0-0 |
| 30 Meskin, Jacob | .385 | 20-7 | 26 | 7 | 10 | 1 | 1 | 0 | 5 | 5 | 0 | 5 | 3-3 | .333 | 25-9 | 33 | 9 | 11 | 1 | 1 | 0 | 5 | 5 | 0 | 7 | 3-3 |
| 1 Chavez, Ethan | .235 | 16-3 | 17 | 5 | 4 | 0 | 0 | 0 | 2 | 4 | 1 | 5 | 3-3 | .235 | 16-3 | 17 | 5 | 4 | 0 | 0 | 0 | 2 | 4 | 1 | 5 | 3-3 |
| 20 Garcia, Josh | .200 | 18-9 | 40 | 4 | 8 | 0 | 0 | 1 | 10 | 6 | 1 | 10 | 0-0 | .200 | 18-9 | 40 | 4 | 8 | 0 | 0 | 1 | 10 | 6 | 1 | 10 | 0-0 |
| Totals | .323 | 55-55 | 1943 | 392 | 627 | 112 | 26 | 32 | 349 | 186 | 69 | 314 | 87-121 | | | | | | | | | | | | | |
| Opponents | .277 | 55-55 | 1932 | 311 | 536 | 87 | 16 | 31 | 272 | 205 | 58 | 420 | 44-74 | | | | | | | | | | | | | |

| Player | SEASON | | | | | | | | | | | | | CAREER | | | | | | | | | | | | |
|-----------------------|--------|-------|-----|----|----|-----|----|-------|-----|-----|-----|-----|-----|--------|-------|-----|----|----|-----|----|-------|-----|-----|----|----|-----|
| | ERA | W-L | App | GS | CG | Sho | Sv | IP | H | R | ER | BB | SO | ERA | W-L | App | GS | CG | Sho | Sv | IP | H | R | ER | BB | SO |
| 26 Hoyer, Kurt | 3.28 | 6-4 | 16 | 15 | 1 | 0 | 0 | 96.0 | 91 | 38 | 35 | 25 | 104 | 3.28 | 6-4 | 16 | 15 | 1 | 0 | 0 | 96.0 | 91 | 38 | 35 | 25 | 104 |
| 33 Bill, Aucey | 3.77 | 1-1 | 16 | 1 | 0 | 0 | 1 | 14.1 | 12 | 9 | 6 | 6 | 14 | 3.77 | 1-1 | 16 | 1 | 0 | 0 | 1 | 14.1 | 12 | 9 | 6 | 14 | |
| 18 Simon, Kyle | 3.91 | 8-5 | 18 | 16 | 1 | 0 | 0 | 106.0 | 126 | 60 | 46 | 33 | 60 | 4.78 | 11-10 | 37 | 27 | 1 | 0 | 0 | 180.2 | 232 | 122 | 96 | 59 | 102 |
| 23 Bandilla, Bryce | 4.22 | 6-4 | 26 | 6 | 0 | 0 | 1 | 74.2 | 84 | 49 | 35 | 33 | 67 | 5.01 | 9-7 | 52 | 12 | 0 | 0 | 1 | 124.0 | 135 | 85 | 69 | 65 | 97 |
| 42 Cunningham, Nick | 4.35 | 3-2 | 34 | 1 | 0 | 0 | 3 | 39.1 | 39 | 26 | 19 | 15 | 38 | 4.35 | 3-2 | 34 | 1 | 0 | 0 | 3 | 39.1 | 39 | 26 | 19 | 15 | 38 |
| 49 Allison, Joe | 4.67 | 2-1 | 13 | 1 | 0 | 0 | 0 | 17.1 | 20 | 12 | 9 | 12 | 13 | 4.66 | 7-2 | 34 | 4 | 0 | 0 | 0 | 56.0 | 61 | 34 | 29 | 23 | 34 |
| 31 Manthei, Stephen | 4.71 | 2-1 | 27 | 1 | 0 | 0 | 0 | 36.1 | 32 | 24 | 19 | 17 | 35 | 4.71 | 2-1 | 27 | 1 | 0 | 0 | 0 | 36.1 | 32 | 24 | 19 | 17 | 35 |
| 14 Littleman, Vincent | 5.60 | 2-0 | 13 | 2 | 0 | 0 | 0 | 17.2 | 20 | 14 | 11 | 9 | 11 | 5.60 | 2-0 | 13 | 2 | 0 | 0 | 0 | 17.2 | 20 | 14 | 11 | 9 | 11 |
| 10 Hale, Tyler | 6.35 | 1-1 | 24 | 0 | 0 | 0 | 1 | 34.0 | 35 | 26 | 24 | 26 | 34 | 6.35 | 1-1 | 24 | 0 | 0 | 0 | 1 | 34.0 | 35 | 26 | 24 | 26 | 34 |
| 15 Workman, Daniel | 8.06 | 2-3 | 12 | 12 | 0 | 0 | 0 | 41.1 | 56 | 39 | 37 | 18 | 29 | 5.94 | 5-4 | 27 | 18 | 0 | 0 | 0 | 83.1 | 101 | 63 | 55 | 31 | 54 |
| 45 Lopez, Michael | 0.00 | 0-0 | 1 | 0 | 0 | 0 | 0 | 1.1 | 0 | 0 | 0 | 0 | 0 | 0.00 | 0-0 | 1 | 0 | 0 | 0 | 0 | 1.1 | 0 | 0 | 0 | 0 | 0 |
| 46 Chaffee, Matt | 0.00 | 0-0 | 1 | 0 | 0 | 0 | 0 | 0.2 | 0 | 1 | 0 | 0 | 0 | 7.50 | 4-0 | 23 | 0 | 0 | 0 | 0 | 24.0 | 31 | 21 | 20 | 12 | 22 |
| 12 Bernard, Cory | 2.25 | 0-0 | 4 | 0 | 0 | 0 | 0 | 4.0 | 7 | 1 | 1 | 2 | 5 | 2.25 | 0-0 | 4 | 0 | 0 | 0 | 0 | 4.0 | 7 | 1 | 1 | 2 | 5 |
| 34 Forestieri, Jared | 3.00 | 0-0 | 6 | 0 | 0 | 0 | 0 | 3.0 | 3 | 2 | 1 | 3 | 2 | 3.00 | 0-0 | 6 | 0 | 0 | 0 | 0 | 3.0 | 3 | 2 | 1 | 3 | 2 |
| 50 Adams, Grayson | 8.64 | 0-0 | 9 | 0 | 0 | 0 | 0 | 8.1 | 9 | 8 | 8 | 5 | 6 | 7.56 | 0-0 | 19 | 3 | 0 | 0 | 0 | 25.0 | 34 | 21 | 21 | 16 | 18 |
| 36 Hawkenson, Mark | 10.80 | 0-0 | 2 | 0 | 0 | 0 | 0 | 1.2 | 2 | 2 | 2 | 1 | 2 | 10.80 | 0-0 | 2 | 0 | 0 | 0 | 0 | 1.2 | 2 | 2 | 2 | 1 | 2 |
| Totals | 4.55 | 33-22 | 55 | 55 | 2 | 2 | 6 | 496.0 | 536 | 311 | 251 | 205 | 420 | | | | | | | | | | | | | |
| Opponents | 6.18 | 22-33 | 55 | 55 | 4 | 3 | 6 | 479.1 | 627 | 392 | 329 | 186 | 314 | | | | | | | | | | | | | |



Grayson Adams

50



6-0, 194 | Senior | RHP | Rocklin, Calif.

A situational right-hander out of the bullpen who returned to the program after a year away due to Tommy John Surgery ... Has pitched in nine games this season, all out of the bullpen.

Arizona Baseball
Individual Game-by-Game for Arizona (as of Jun 01, 2010)

#50 Adams, Grayson - 9 appearances (All games)

| Date | Opponent | GS | IP | H | R | ER | BB | SO | 2B | 3B | HR | WP | BK | HBP | IBB | Score | W-L | SV | ERA |
|--------------|---------------------|----|-----|---|---|----|----|----|----|----|----|----|----|-----|-----|-------|-----|----|------|
| Mar 02, 2010 | UNLV | | 1.1 | 1 | 0 | 0 | 0 | 1 | 1 | 0 | 0 | 0 | 0 | 0 | 0 | 10-12 | 0-0 | 0 | 0.00 |
| Mar 05, 2010 | Cal State Fullerton | | 1.0 | 0 | 1 | 1 | 2 | 2 | 0 | 0 | 0 | 0 | 0 | 0 | 0 | 8-7 | 0-0 | 0 | 3.86 |
| Mar 17, 2010 | Wichita State | | 0.1 | 0 | 0 | 0 | 0 | 0 | 0 | 0 | 0 | 0 | 0 | 0 | 0 | 19-0 | 0-0 | 0 | 3.38 |
| Mar 21, 2010 | Sacramento State | | 0.2 | 0 | 0 | 0 | 1 | 0 | 0 | 0 | 0 | 0 | 0 | 0 | 0 | 10-6 | 0-0 | 0 | 2.70 |
| Mar 23, 2010 | New Mexico | | 0.2 | 1 | 0 | 0 | 0 | 0 | 1 | 0 | 0 | 0 | 0 | 0 | 0 | 10-4 | 0-0 | 0 | 2.25 |
| Apr 01, 2010 | at California | | 1.0 | 0 | 0 | 0 | 0 | 1 | 0 | 0 | 0 | 0 | 0 | 0 | 0 | 2-7 | 0-0 | 0 | 1.80 |
| Apr 10, 2010 | at Washington | | 0.2 | 1 | 2 | 2 | 1 | 1 | 0 | 0 | 1 | 0 | 0 | 0 | 0 | 2-10 | 0-0 | 0 | 4.76 |
| May 04, 2010 | at Arizona State | | 1.2 | 1 | 2 | 2 | 1 | 0 | 1 | 0 | 0 | 0 | 0 | 0 | 0 | 1-13 | 0-0 | 0 | 6.14 |
| May 08, 2010 | CSU Bakersfield | | 1.0 | 5 | 3 | 3 | 0 | 1 | 1 | 0 | 1 | 0 | 0 | 0 | 0 | 17-6 | 0-0 | 0 | 8.64 |
| Totals | | 0 | 8.1 | 9 | 8 | 8 | 5 | 6 | 4 | 0 | 2 | 0 | 0 | 0 | 0 | 79-65 | 0-0 | 0 | 8.64 |



Joe Allison

49

6-4, 172 | Junior | RHP | Highlands Ranch, Colo.




An key member of the pitching staff who has been utilized in a variety of roles, including once as a starter, multiple long-relief outings and late-inning situational work primarily as a set-up guy ... Has appeared in 13 games, with one start (mid-week) and 12 appearances from the bullpen.

Arizona Baseball
Individual Game-by-Game for Arizona (as of Jun 01, 2010)

#49 Allison, Joe - 13 appearances (All games)

| Date | Opponent | GS | IP | H | R | ER | BB | SO | 2B | 3B | HR | WP | BK | HBP | IBB | Score | W-L | SV | ERA |
|--------------|---------------------|----|------|----|----|----|----|----|----|----|----|----|----|-----|-----|-------|-----|----|------|
| Mar 03, 2010 | UNLV | | 1.2 | 0 | 0 | 0 | 1 | 3 | 0 | 0 | 0 | 0 | 2 | 0 | 0 | 5-4 | 1-0 | 0 | 0.00 |
| Mar 05, 2010 | Cal State Fullerton | | 0.1 | 0 | 0 | 0 | 0 | 0 | 0 | 0 | 0 | 0 | 0 | 1 | 0 | 8-7 | 2-0 | 0 | 0.00 |
| Mar 14, 2010 | Northern Colorado | | 0.0 | 3 | 1 | 1 | 0 | 0 | 1 | 0 | 0 | 0 | 0 | 0 | 0 | 18-4 | 2-0 | 0 | 4.50 |
| Apr 01, 2010 | at California | | 2.0 | 1 | 0 | 0 | 0 | 2 | 0 | 0 | 0 | 0 | 0 | 0 | 0 | 2-7 | 2-0 | 0 | 2.25 |
| Apr 03, 2010 | at California-2 | | 2.0 | 3 | 1 | 0 | 0 | 1 | 1 | 0 | 0 | 0 | 0 | 0 | 0 | 3-4 | 2-1 | 0 | 1.50 |
| Apr 09, 2010 | at Washington | | 1.1 | 1 | 0 | 0 | 1 | 2 | 0 | 0 | 0 | 0 | 0 | 0 | 0 | 7-2 | 2-1 | 0 | 1.23 |
| Apr 12, 2010 | at Gonzaga | * | 4.0 | 4 | 1 | 1 | 1 | 2 | 0 | 0 | 1 | 1 | 0 | 2 | 0 | 5-4 | 2-1 | 0 | 1.59 |
| Apr 18, 2010 | Washington State | | 3.1 | 3 | 3 | 2 | 2 | 0 | 0 | 0 | 1 | 0 | 0 | 2 | 1 | 12-11 | 2-1 | 0 | 2.45 |
| Apr 23, 2010 | UCLA | | 0.2 | 1 | 1 | 1 | 2 | 1 | 1 | 0 | 0 | 0 | 0 | 0 | 0 | 3-6 | 2-1 | 0 | 2.93 |
| Apr 25, 2010 | UCLA | | 0.1 | 0 | 0 | 0 | 1 | 0 | 0 | 0 | 0 | 0 | 0 | 0 | 0 | 6-4 | 2-1 | 0 | 2.87 |
| May 02, 2010 | at USC | | 0.0 | 0 | 0 | 0 | 2 | 0 | 0 | 0 | 0 | 0 | 0 | 1 | 0 | 9-7 | 2-1 | 0 | 2.87 |
| May 09, 2010 | CSU Bakersfield | | 1.0 | 3 | 3 | 2 | 2 | 1 | 1 | 0 | 0 | 0 | 0 | 0 | 0 | 5-22 | 2-1 | 0 | 3.78 |
| May 15, 2010 | Arizona State | | 0.2 | 1 | 2 | 2 | 0 | 1 | 0 | 0 | 0 | 0 | 0 | 1 | 0 | 4-12 | 2-1 | 0 | 4.67 |
| Totals | | 1 | 17.1 | 20 | 12 | 9 | 12 | 13 | 4 | 0 | 2 | 1 | 2 | 7 | 1 | 87-94 | 2-1 | 0 | 4.67 |



Bryce Bandilla

23



6-4, 232 | Sophomore | LHP | Sacramento, Calif.

A talented left-handed arm that started the season in the bullpen, moved to the starting rotation and then moved back to the bullpen in late April ... Shown significantly better command and consistency out of the bullpen, primarily in set-up role and lately as the closer. Has also made a handful of long-relief appearances ... Broke his right (non-throwing) wrist on May 21 ... Returned 24 hours after breaking right wrist to pitch 1.2 innings in relief as he picked up sixth win of the season against Stanford (May 22) ... Earned first career save against OSU.

Arizona Baseball
Individual Game-by-Game for Arizona (as of Jun 01, 2010)

#23 Bandilla, Bryce - 26 appearances (All games)

| Date | Opponent | GS | IP | H | R | ER | BB | SO | 2B | 3B | HR | WP | BK | HBP | IBB | Score | W-L | SV | ERA |
|--------------|---------------------|----|------|----|----|----|----|----|----|----|----|----|----|-----|-----|---------|-----|----|------|
| Feb 21, 2010 | Utah Valley-2 | | 3.0 | 4 | 0 | 0 | 1 | 5 | 0 | 0 | 0 | 0 | 0 | 0 | 0 | 8-7 | 1-0 | 0 | 0.00 |
| Feb 26, 2010 | Long Beach State | | 2.0 | 4 | 3 | 3 | 1 | 0 | 1 | 1 | 0 | 0 | 0 | 0 | 0 | 7-8 | 1-1 | 0 | 5.40 |
| Mar 02, 2010 | UNLV | | 5.0 | 5 | 5 | 4 | 1 | 8 | 0 | 0 | 1 | 0 | 1 | 0 | 0 | 10-12 | 1-1 | 0 | 6.30 |
| Mar 06, 2010 | Cal State Fullerton | | 5.0 | 6 | 1 | 1 | 0 | 4 | 0 | 0 | 0 | 1 | 0 | 1 | 0 | 1-6 | 1-1 | 0 | 4.80 |
| Mar 10, 2010 | Saint Joseph's-2 | | 3.0 | 3 | 0 | 0 | 1 | 5 | 0 | 0 | 0 | 0 | 0 | 0 | 0 | 12-2 | 2-1 | 0 | 4.00 |
| Mar 14, 2010 | Northern Colorado | * | 3.0 | 4 | 2 | 1 | 4 | 2 | 0 | 0 | 0 | 1 | 0 | 0 | 0 | 18-4 | 2-1 | 0 | 3.86 |
| Mar 17, 2010 | Wichita State | | 1.2 | 0 | 0 | 0 | 0 | 2 | 0 | 0 | 0 | 0 | 0 | 0 | 0 | 19-0 | 2-1 | 0 | 3.57 |
| Mar 20, 2010 | Sacramento State | * | 6.0 | 9 | 4 | 4 | 2 | 3 | 1 | 0 | 1 | 0 | 0 | 0 | 0 | 8-7 | 2-1 | 0 | 4.08 |
| Mar 23, 2010 | New Mexico | | 3.0 | 3 | 2 | 1 | 0 | 0 | 1 | 0 | 0 | 0 | 0 | 0 | 0 | 10-4 | 2-1 | 0 | 3.98 |
| Mar 27, 2010 | Oregon | * | 6.1 | 5 | 2 | 1 | 3 | 6 | 2 | 0 | 0 | 0 | 1 | 0 | 0 | 8-4 | 3-1 | 0 | 3.55 |
| Apr 03, 2010 | at California-1 | * | 4.2 | 6 | 6 | 4 | 3 | 4 | 2 | 0 | 0 | 0 | 0 | 2 | 0 | 0-8 | 3-2 | 0 | 4.01 |
| Apr 10, 2010 | at Washington | * | 4.1 | 5 | 5 | 5 | 4 | 2 | 0 | 0 | 0 | 1 | 1 | 0 | 0 | 2-10 | 3-3 | 0 | 4.60 |
| Apr 18, 2010 | Washington State | * | 2.0 | 5 | 4 | 2 | 0 | 0 | 1 | 0 | 0 | 1 | 0 | 1 | 0 | 12-11 | 3-3 | 0 | 4.78 |
| Apr 20, 2010 | at Arizona State | | 1.2 | 3 | 0 | 0 | 1 | 1 | 0 | 0 | 0 | 0 | 0 | 0 | 0 | 4-2 | 3-3 | 0 | 4.62 |
| Apr 23, 2010 | UCLA | | 2.1 | 1 | 0 | 0 | 1 | 3 | 0 | 0 | 0 | 0 | 0 | 0 | 0 | 3-6 | 3-3 | 0 | 4.42 |
| Apr 25, 2010 | UCLA | | 3.0 | 2 | 2 | 2 | 1 | 1 | 0 | 0 | 0 | 0 | 0 | 0 | 0 | 6-4 | 4-3 | 0 | 4.50 |
| Apr 30, 2010 | at USC | | 1.0 | 1 | 2 | 0 | 1 | 1 | 0 | 0 | 0 | 0 | 0 | 0 | 1 | 0-6 | 4-3 | 0 | 4.42 |
| May 01, 2010 | at USC | | 1.0 | 2 | 1 | 1 | 0 | 1 | 1 | 0 | 0 | 0 | 0 | 0 | 0 | 5-7 | 4-3 | 0 | 4.50 |
| May 02, 2010 | at USC | | 3.1 | 2 | 1 | 1 | 0 | 5 | 0 | 0 | 1 | 0 | 0 | 0 | 0 | 9-7 | 5-3 | 0 | 4.40 |
| May 07, 2010 | CSU Bakersfield | | 3.2 | 5 | 4 | 3 | 4 | 3 | 0 | 0 | 0 | 1 | 0 | 1 | 0 | 2-7 | 5-4 | 0 | 4.57 |
| May 15, 2010 | Arizona State | | 1.1 | 3 | 2 | 2 | 0 | 2 | 1 | 1 | 1 | 0 | 0 | 0 | 0 | 4-12 | 5-4 | 0 | 4.75 |
| May 16, 2010 | Arizona State | | 2.0 | 0 | 0 | 0 | 2 | 3 | 0 | 0 | 0 | 0 | 0 | 0 | 0 | 12-4 | 5-4 | 0 | 4.61 |
| May 17, 2010 | Arizona State | | 2.0 | 1 | 0 | 0 | 0 | 1 | 0 | 0 | 0 | 1 | 0 | 0 | 0 | 2-4 | 5-4 | 0 | 4.48 |
| May 22, 2010 | Stanford | | 1.2 | 1 | 0 | 0 | 1 | 3 | 0 | 0 | 0 | 0 | 0 | 0 | 0 | 9-8 | 6-4 | 0 | 4.38 |
| May 29, 2010 | at Oregon State | | 1.2 | 3 | 3 | 0 | 2 | 1 | 0 | 0 | 0 | 0 | 0 | 1 | 0 | 0-5 | 6-4 | 0 | 4.28 |
| May 30, 2010 | at Oregon State | | 1.0 | 1 | 0 | 0 | 0 | 1 | 0 | 0 | 0 | 0 | 0 | 0 | 0 | 3-1 | 6-4 | 1 | 4.22 |
| Totals | | 6 | 74.2 | 84 | 49 | 35 | 33 | 67 | 10 | 2 | 4 | 6 | 3 | 6 | 1 | 174-156 | 6-4 | 1 | 4.22 |



Jett Bandy

27




6-4, 209 | Sophomore | Catcher | Thousand Oaks, Calif.

Put together a sensational sophomore season and became UA's every day catcher ... One of 16 semifinalists for the Johnny Bench Award, awarded annually to the nation's top catcher ... Named Pac-10 Player of the Week on March 22 after hitting .600 over a five-game stretch in which the Wildcats improved their winning streak to 11 games (eventually extended to 15 games) ... Played and started in all 55 regular season games as he made 48 starts behind the plate, three at first base and four as the designated hitter ... Had a 13-game hitting streak earlier in the year, and had 20 multi-hit and 10 multi-RBI games on season.

Arizona Baseball
Individual Game-by-Game for Arizona (as of Jun 01, 2010)

#27 Bandy, Jett - 55 games (All games)

| Date | Opponent | GS | AB | R | H | RBI | 2B | 3B | HR | BB | IBB | SB | CS | HBP | SAC | SF | GDP | K | PO | A | E | Avg | |
|--------------|---------------------|----|----|-----|----|-----|----|----|----|----|-----|----|----|-----|-----|----|-----|---|----|-----|----|------|------|
| Feb 19, 2010 | Utah Valley | * | 4 | 3 | 3 | 1 | 1 | 0 | 1 | 0 | 0 | 0 | 0 | 0 | 0 | 0 | 0 | 0 | 17 | 0 | 0 | .750 | |
| Feb 21, 2010 | Utah Valley-1 | * | 6 | 3 | 3 | 4 | 1 | 0 | 1 | 0 | 0 | 0 | 0 | 0 | 0 | 0 | 0 | 0 | 8 | 0 | 0 | .600 | |
| Feb 21, 2010 | Utah Valley-2 | * | 5 | 2 | 2 | 3 | 0 | 0 | 1 | 0 | 0 | 0 | 0 | 0 | 0 | 0 | 0 | 0 | 13 | 1 | 0 | .533 | |
| Feb 26, 2010 | Long Beach State | * | 4 | 1 | 1 | 1 | 0 | 0 | 0 | 1 | 1 | 0 | 0 | 0 | 0 | 0 | 0 | 1 | 9 | 0 | 1 | .474 | |
| Feb 27, 2010 | Long Beach State | * | 4 | 0 | 0 | 0 | 0 | 0 | 0 | 0 | 0 | 0 | 0 | 0 | 0 | 0 | 0 | 0 | 6 | 2 | 0 | .391 | |
| Mar 02, 2010 | UNLV | * | 4 | 1 | 3 | 1 | 0 | 0 | 0 | 1 | 0 | 0 | 0 | 0 | 0 | 0 | 0 | 0 | 11 | 1 | 0 | .444 | |
| Mar 03, 2010 | UNLV | * | 6 | 2 | 4 | 1 | 1 | 0 | 0 | 0 | 0 | 1 | 0 | 0 | 0 | 0 | 0 | 0 | 15 | 0 | 0 | .485 | |
| Mar 05, 2010 | Cal State Fullerton | * | 4 | 2 | 3 | 2 | 2 | 0 | 1 | 0 | 0 | 0 | 0 | 1 | 0 | 0 | 0 | 0 | 10 | 3 | 0 | .514 | |
| Mar 06, 2010 | Cal State Fullerton | * | 2 | 0 | 0 | 0 | 0 | 0 | 0 | 1 | 0 | 0 | 0 | 1 | 0 | 0 | 0 | 0 | 8 | 0 | 1 | .487 | |
| Mar 07, 2010 | Cal State Fullerton | * | 4 | 1 | 1 | 0 | 0 | 0 | 0 | 0 | 0 | 0 | 0 | 1 | 0 | 0 | 0 | 1 | 6 | 0 | 0 | .465 | |
| Mar 10, 2010 | Saint Joseph's-1 | * | 4 | 4 | 4 | 1 | 2 | 0 | 0 | 1 | 0 | 0 | 0 | 0 | 0 | 0 | 0 | 0 | 8 | 0 | 0 | .511 | |
| Mar 10, 2010 | Saint Joseph's-2 | * | 4 | 0 | 1 | 1 | 0 | 0 | 0 | 1 | 0 | 0 | 0 | 0 | 0 | 0 | 0 | 0 | 0 | 0 | 0 | .490 | |
| Mar 12, 2010 | Northern Colorado | * | 5 | 1 | 3 | 0 | 1 | 0 | 0 | 0 | 0 | 0 | 0 | 0 | 0 | 0 | 0 | 0 | 10 | 0 | 0 | .500 | |
| Mar 13, 2010 | Northern Colorado | * | 2 | 0 | 0 | 1 | 0 | 0 | 0 | 3 | 0 | 0 | 0 | 0 | 0 | 0 | 0 | 0 | 6 | 1 | 0 | .483 | |
| Mar 14, 2010 | Northern Colorado | * | 5 | 2 | 2 | 0 | 0 | 0 | 0 | 1 | 0 | 0 | 0 | 0 | 0 | 0 | 1 | 0 | 0 | 0 | 0 | .476 | |
| Mar 16, 2010 | Wichita State | * | 3 | 1 | 1 | 1 | 0 | 0 | 0 | 0 | 0 | 0 | 0 | 1 | 0 | 1 | 0 | 0 | 10 | 0 | 0 | .470 | |
| Mar 17, 2010 | Wichita State | * | 5 | 3 | 4 | 2 | 2 | 0 | 0 | 1 | 0 | 0 | 0 | 0 | 0 | 0 | 0 | 0 | 7 | 2 | 0 | .493 | |
| Mar 19, 2010 | Sacramento State | * | 2 | 0 | 0 | 1 | 0 | 0 | 0 | 1 | 0 | 0 | 0 | 0 | 0 | 1 | 0 | 1 | 7 | 0 | 0 | .479 | |
| Mar 20, 2010 | Sacramento State | * | 4 | 1 | 2 | 1 | 0 | 0 | 0 | 0 | 0 | 0 | 0 | 0 | 1 | 0 | 0 | 1 | 6 | 1 | 0 | .481 | |
| Mar 21, 2010 | Sacramento State | * | 4 | 3 | 4 | 2 | 1 | 0 | 0 | 0 | 0 | 0 | 0 | 1 | 0 | 0 | 0 | 0 | 6 | 1 | 0 | .506 | |
| Mar 23, 2010 | New Mexico | * | 1 | 0 | 0 | 0 | 0 | 0 | 0 | 3 | 1 | 0 | 0 | 1 | 0 | 0 | 0 | 0 | 4 | 0 | 1 | .500 | |
| Mar 24, 2010 | New Mexico | * | 5 | 0 | 0 | 0 | 0 | 0 | 0 | 0 | 0 | 0 | 0 | 0 | 0 | 0 | 0 | 0 | 0 | 0 | 0 | .471 | |
| Mar 26, 2010 | Oregon | * | 4 | 2 | 2 | 2 | 0 | 0 | 1 | 1 | 0 | 1 | 0 | 0 | 0 | 0 | 0 | 0 | 7 | 0 | 0 | .473 | |
| Mar 27, 2010 | Oregon | * | 4 | 1 | 1 | 0 | 0 | 0 | 0 | 0 | 0 | 0 | 0 | 1 | 0 | 0 | 0 | 1 | 6 | 0 | 0 | .463 | |
| Mar 28, 2010 | Oregon | * | 5 | 1 | 3 | 2 | 0 | 0 | 0 | 0 | 0 | 0 | 0 | 0 | 0 | 0 | 0 | 0 | 3 | 0 | 0 | .470 | |
| Apr 01, 2010 | at California | * | 4 | 0 | 1 | 0 | 0 | 0 | 0 | 0 | 0 | 0 | 0 | 0 | 0 | 0 | 0 | 1 | 5 | 2 | 0 | .462 | |
| Apr 03, 2010 | at California-1 | * | 3 | 0 | 1 | 0 | 1 | 0 | 0 | 0 | 0 | 0 | 0 | 1 | 0 | 0 | 0 | 0 | 6 | 1 | 0 | .458 | |
| Apr 03, 2010 | at California-2 | * | 4 | 0 | 1 | 0 | 0 | 0 | 0 | 0 | 0 | 0 | 0 | 0 | 0 | 0 | 0 | 1 | 5 | 0 | 0 | .450 | |
| Apr 09, 2010 | at Washington | * | 5 | 1 | 2 | 1 | 1 | 0 | 0 | 0 | 0 | 0 | 0 | 0 | 0 | 0 | 0 | 1 | 7 | 1 | 0 | .448 | |
| Apr 10, 2010 | at Washington | * | 3 | 1 | 1 | 0 | 0 | 0 | 0 | 0 | 0 | 0 | 0 | 1 | 0 | 0 | 0 | 0 | 7 | 1 | 0 | .445 | |
| Apr 11, 2010 | at Washington | * | 5 | 1 | 2 | 1 | 1 | 0 | 0 | 0 | 0 | 0 | 0 | 0 | 0 | 0 | 0 | 0 | 3 | 0 | 0 | .444 | |
| Apr 12, 2010 | at Gonzaga | * | 4 | 1 | 1 | 1 | 1 | 0 | 0 | 0 | 0 | 0 | 0 | 0 | 0 | 0 | 0 | 0 | 0 | 0 | 0 | .438 | |
| Apr 16, 2010 | Washington State | * | 3 | 1 | 1 | 0 | 0 | 0 | 0 | 1 | 0 | 1 | 0 | 0 | 0 | 0 | 0 | 0 | 15 | 1 | 0 | .435 | |
| Apr 17, 2010 | Washington State | * | 2 | 2 | 1 | 1 | 1 | 0 | 0 | 0 | 0 | 0 | 0 | 2 | 0 | 1 | 0 | 0 | 7 | 0 | 0 | .436 | |
| Apr 18, 2010 | Washington State | * | 3 | 2 | 1 | 2 | 1 | 0 | 0 | 0 | 0 | 0 | 0 | 2 | 0 | 0 | 0 | 0 | 12 | 2 | 1 | .434 | |
| Apr 20, 2010 | at Arizona State | * | 3 | 1 | 0 | 0 | 0 | 0 | 0 | 1 | 0 | 0 | 0 | 0 | 0 | 0 | 1 | 0 | 6 | 0 | 0 | .424 | |
| Apr 23, 2010 | UCLA | * | 4 | 0 | 1 | 0 | 0 | 0 | 0 | 0 | 0 | 0 | 0 | 0 | 0 | 0 | 0 | 1 | 13 | 2 | 0 | .420 | |
| Apr 24, 2010 | UCLA | * | 5 | 1 | 1 | 0 | 1 | 0 | 0 | 0 | 0 | 0 | 0 | 0 | 0 | 0 | 0 | 1 | 7 | 2 | 0 | .412 | |
| Apr 25, 2010 | UCLA | * | 3 | 0 | 0 | 1 | 0 | 0 | 0 | 0 | 0 | 0 | 0 | 0 | 0 | 1 | 0 | 2 | 8 | 0 | 0 | .404 | |
| Apr 30, 2010 | at USC | * | 4 | 0 | 0 | 0 | 0 | 0 | 0 | 0 | 0 | 0 | 0 | 0 | 0 | 0 | 0 | 2 | 7 | 3 | 0 | .394 | |
| May 01, 2010 | at USC | * | 3 | 0 | 2 | 2 | 0 | 0 | 0 | 0 | 0 | 0 | 0 | 1 | 0 | 0 | 0 | 1 | 5 | 3 | 0 | .399 | |
| May 02, 2010 | at USC | * | 4 | 1 | 1 | 1 | 1 | 0 | 0 | 0 | 0 | 0 | 0 | 1 | 0 | 0 | 0 | 0 | 7 | 3 | 0 | .395 | |
| May 04, 2010 | at Arizona State | * | 3 | 0 | 0 | 0 | 0 | 0 | 0 | 0 | 0 | 0 | 0 | 0 | 0 | 0 | 0 | 0 | 2 | 1 | 0 | .388 | |
| May 07, 2010 | CSU Bakersfield | * | 5 | 0 | 1 | 0 | 0 | 0 | 0 | 0 | 0 | 0 | 0 | 0 | 0 | 0 | 0 | 1 | 13 | 0 | 0 | .382 | |
| May 08, 2010 | CSU Bakersfield | * | 3 | 1 | 0 | 0 | 0 | 0 | 0 | 1 | 0 | 0 | 0 | 1 | 0 | 0 | 0 | 1 | 6 | 0 | 0 | .376 | |
| May 09, 2010 | CSU Bakersfield | * | 4 | 1 | 1 | 0 | 0 | 0 | 0 | 0 | 0 | 0 | 0 | 0 | 0 | 0 | 0 | 1 | 7 | 1 | 0 | .373 | |
| May 15, 2010 | Arizona State | * | 4 | 0 | 2 | 0 | 0 | 0 | 0 | 0 | 0 | 0 | 0 | 1 | 0 | 0 | 0 | 0 | 9 | 1 | 0 | .376 | |
| May 16, 2010 | Arizona State | * | 4 | 1 | 1 | 1 | 1 | 0 | 0 | 0 | 0 | 0 | 0 | 1 | 0 | 0 | 0 | 0 | 9 | 0 | 0 | .373 | |
| May 17, 2010 | Arizona State | * | 4 | 0 | 0 | 0 | 0 | 0 | 0 | 0 | 0 | 0 | 0 | 0 | 0 | 0 | 0 | 1 | 7 | 2 | 1 | .365 | |
| May 21, 2010 | Stanford | * | 4 | 0 | 0 | 0 | 0 | 0 | 0 | 0 | 0 | 0 | 0 | 0 | 0 | 0 | 0 | 0 | 9 | 2 | 0 | .358 | |
| May 22, 2010 | Stanford | * | 2 | 2 | 2 | 3 | 0 | 0 | 1 | 2 | 0 | 0 | 0 | 1 | 0 | 0 | 0 | 0 | 6 | 0 | 0 | .364 | |
| May 23, 2010 | Stanford | * | 5 | 0 | 3 | 0 | 2 | 0 | 0 | 0 | 0 | 0 | 0 | 0 | 0 | 0 | 0 | 1 | 9 | 0 | 0 | .370 | |
| May 28, 2010 | at Oregon State | * | 4 | 0 | 0 | 0 | 0 | 0 | 0 | 0 | 0 | 0 | 0 | 0 | 0 | 0 | 0 | 0 | 6 | 2 | 0 | .363 | |
| May 29, 2010 | at Oregon State | * | 3 | 0 | 1 | 0 | 0 | 0 | 0 | 0 | 0 | 1 | 0 | 0 | 1 | 0 | 0 | 1 | 4 | 3 | 0 | .362 | |
| May 30, 2010 | at Oregon State | * | 3 | 1 | 2 | 1 | 0 | 0 | 0 | 0 | 0 | 0 | 0 | 1 | 0 | 0 | 0 | 0 | 7 | 1 | 0 | .367 | |
| Totals | | | 55 | 210 | 52 | 77 | 42 | 22 | 0 | 6 | 20 | 2 | 4 | 0 | 19 | 2 | 5 | 1 | 22 | 397 | 46 | 5 | .367 |



Aughey Bill

33



6-8, 201 | Freshman | LHP | Danville, Calif.

A tall, lanky left-hander used primarily as a setup and situation guy out of the bullpen ... Made 16 appearances on the season, with one start (mid-week).

Arizona Baseball
Individual Game-by-Game for Arizona (as of Jun 01, 2010)

#33 Bill, Aughey - 16 appearances (All games)

| Date | Opponent | GS | IP | H | R | ER | BB | SO | 2B | 3B | HR | WP | BK | HBP | IBB | Score | W-L | SV | ERA |
|--------------|-------------------|----|------|----|---|----|----|----|----|----|----|----|----|-----|-----|---------|-----|----|------|
| Mar 10, 2010 | Saint Joseph's-1 | | 2.0 | 2 | 1 | 1 | 0 | 3 | 1 | 0 | 0 | 0 | 0 | 0 | 0 | 17-3 | 0-0 | 0 | 4.50 |
| Mar 13, 2010 | Northern Colorado | | 0.1 | 1 | 0 | 0 | 1 | 0 | 0 | 0 | 0 | 0 | 0 | 0 | 0 | 7-6 | 0-0 | 0 | 3.86 |
| Mar 21, 2010 | Sacramento State | | 0.0 | 1 | 0 | 0 | 1 | 0 | 0 | 0 | 0 | 0 | 0 | 0 | 0 | 10-6 | 0-0 | 0 | 3.86 |
| Mar 24, 2010 | New Mexico | * | 3.0 | 4 | 3 | 3 | 1 | 2 | 0 | 0 | 0 | 1 | 0 | 0 | 0 | 11-7 | 0-0 | 0 | 6.75 |
| Mar 28, 2010 | Oregon | | 0.1 | 0 | 0 | 0 | 0 | 0 | 0 | 0 | 0 | 0 | 0 | 0 | 0 | 8-9 | 0-0 | 0 | 6.35 |
| Apr 12, 2010 | at Gonzaga | | 3.0 | 1 | 1 | 1 | 1 | 2 | 0 | 0 | 0 | 0 | 0 | 0 | 0 | 5-4 | 1-0 | 0 | 5.19 |
| Apr 16, 2010 | Washington State | | 0.1 | 0 | 0 | 0 | 0 | 1 | 0 | 0 | 0 | 0 | 0 | 0 | 0 | 5-3 | 1-0 | 1 | 5.00 |
| Apr 17, 2010 | Washington State | | 0.2 | 1 | 0 | 0 | 0 | 1 | 0 | 0 | 0 | 0 | 0 | 0 | 0 | 13-6 | 1-0 | 1 | 4.66 |
| Apr 18, 2010 | Washington State | | 1.0 | 0 | 0 | 0 | 0 | 0 | 0 | 0 | 0 | 0 | 0 | 1 | 0 | 12-11 | 1-0 | 1 | 4.22 |
| Apr 20, 2010 | at Arizona State | | 0.1 | 0 | 0 | 0 | 0 | 0 | 0 | 0 | 0 | 0 | 0 | 1 | 0 | 4-2 | 1-0 | 1 | 4.09 |
| Apr 23, 2010 | UCLA | | 0.2 | 0 | 3 | 0 | 1 | 0 | 0 | 0 | 0 | 0 | 0 | 1 | 0 | 3-6 | 1-1 | 1 | 3.86 |
| Apr 25, 2010 | UCLA | | 0.0 | 0 | 0 | 0 | 0 | 0 | 0 | 0 | 0 | 0 | 0 | 1 | 0 | 6-4 | 1-1 | 1 | 3.86 |
| Apr 30, 2010 | at USC | | 0.2 | 2 | 1 | 1 | 0 | 1 | 0 | 0 | 0 | 0 | 0 | 0 | 0 | 0-6 | 1-1 | 1 | 4.38 |
| May 04, 2010 | at Arizona State | | 0.2 | 0 | 0 | 0 | 0 | 2 | 0 | 0 | 0 | 1 | 0 | 0 | 0 | 1-13 | 1-1 | 1 | 4.15 |
| May 07, 2010 | CSU Bakersfield | | 0.2 | 0 | 0 | 0 | 0 | 1 | 0 | 0 | 0 | 1 | 0 | 0 | 0 | 2-7 | 1-1 | 1 | 3.95 |
| May 09, 2010 | CSU Bakersfield | | 0.2 | 0 | 0 | 0 | 1 | 1 | 0 | 0 | 0 | 1 | 0 | 1 | 0 | 5-22 | 1-1 | 1 | 3.77 |
| Totals | | 1 | 14.1 | 12 | 9 | 6 | 6 | 14 | 1 | 0 | 0 | 4 | 0 | 5 | 0 | 109-115 | 1-1 | 1 | 3.77 |



Bobby Brown

37



6-3, 200 | Sophomore | OF/DH | San Diego, Calif.

A key left-handed bat for the Wildcats who has made 33 starts, including 12 in left field and 21 as the designated hitter ... Also will appear as a pinch hitter with the ability to move into left field late in games ... Had an eight-game hitting streak earlier in the year, and had seven multi-RBI and two multi-RBI games on the season.

Arizona Baseball
Individual Game-by-Game for Arizona (as of Jun 01, 2010)

#37 Brown, Bobby - 46 games (All games)

| Date | Opponent | GS | AB | R | H | RBI | 2B | 3B | HR | BB | IBB | SB | CS | HBP | SAC | SF | GDP | K | PO | A | E | Avg | |
|--------------|---------------------|----|----|-----|----|-----|----|----|----|----|-----|----|----|-----|-----|----|-----|---|----|----|---|------|------|
| Feb 19, 2010 | Utah Valley | * | 3 | 0 | 0 | 0 | 0 | 0 | 0 | 0 | 0 | 0 | 0 | 0 | 0 | 0 | 0 | 0 | 0 | 0 | 0 | .000 | |
| Feb 21, 2010 | Utah Valley-2 | | 1 | 0 | 0 | 0 | 0 | 0 | 0 | 0 | 0 | 0 | 0 | 0 | 0 | 0 | 0 | 0 | 0 | 0 | 0 | .000 | |
| Feb 26, 2010 | Long Beach State | * | 3 | 0 | 1 | 1 | 0 | 0 | 0 | 0 | 0 | 0 | 1 | 0 | 0 | 0 | 0 | 0 | 4 | 0 | 0 | .143 | |
| Feb 27, 2010 | Long Beach State | | 2 | 1 | 2 | 1 | 1 | 1 | 0 | 0 | 0 | 0 | 0 | 0 | 0 | 0 | 0 | 0 | 1 | 0 | 0 | .333 | |
| Mar 02, 2010 | UNLV | * | 2 | 0 | 0 | 0 | 0 | 0 | 0 | 0 | 0 | 0 | 0 | 0 | 0 | 0 | 0 | 0 | 0 | 0 | 0 | .273 | |
| Mar 03, 2010 | UNLV | | 1 | 1 | 1 | 0 | 0 | 0 | 0 | 1 | 0 | 1 | 0 | 0 | 0 | 0 | 0 | 0 | 0 | 0 | 0 | .333 | |
| Mar 05, 2010 | Cal State Fullerton | * | 4 | 1 | 1 | 0 | 0 | 0 | 0 | 0 | 0 | 1 | 0 | 0 | 1 | 0 | 0 | 1 | 0 | 0 | 0 | .312 | |
| Mar 06, 2010 | Cal State Fullerton | * | 4 | 0 | 2 | 0 | 1 | 0 | 0 | 0 | 0 | 0 | 0 | 0 | 0 | 0 | 0 | 1 | 0 | 0 | 0 | .350 | |
| Mar 07, 2010 | Cal State Fullerton | * | 2 | 1 | 1 | 1 | 0 | 0 | 0 | 2 | 0 | 0 | 0 | 0 | 0 | 0 | 0 | 0 | 0 | 0 | 0 | .364 | |
| Mar 10, 2010 | Saint Joseph's-1 | * | 6 | 1 | 2 | 3 | 1 | 0 | 0 | 0 | 0 | 0 | 0 | 0 | 0 | 0 | 0 | 1 | 0 | 0 | 0 | .357 | |
| Mar 13, 2010 | Northern Colorado | * | 4 | 0 | 1 | 1 | 0 | 0 | 0 | 1 | 0 | 0 | 0 | 0 | 0 | 0 | 1 | 0 | 0 | 0 | 0 | .344 | |
| Mar 14, 2010 | Northern Colorado | | 1 | 0 | 1 | 1 | 0 | 0 | 0 | 0 | 0 | 0 | 0 | 0 | 0 | 0 | 0 | 0 | 0 | 0 | 0 | .364 | |
| Mar 17, 2010 | Wichita State | * | 3 | 0 | 1 | 1 | 1 | 0 | 0 | 0 | 0 | 0 | 0 | 0 | 0 | 0 | 1 | 0 | 0 | 0 | 0 | .361 | |
| Mar 20, 2010 | Sacramento State | * | 2 | 0 | 0 | 1 | 0 | 0 | 0 | 2 | 0 | 0 | 0 | 0 | 0 | 0 | 0 | 0 | 0 | 0 | 0 | .342 | |
| Mar 23, 2010 | New Mexico | | 0 | 1 | 0 | 0 | 0 | 0 | 0 | 1 | 0 | 0 | 0 | 0 | 0 | 0 | 0 | 0 | 0 | 0 | 0 | .342 | |
| Mar 26, 2010 | Oregon | | 2 | 1 | 1 | 1 | 0 | 0 | 0 | 0 | 0 | 1 | 0 | 0 | 0 | 0 | 0 | 0 | 0 | 0 | 0 | .350 | |
| Mar 27, 2010 | Oregon | * | 4 | 2 | 2 | 2 | 1 | 0 | 0 | 0 | 0 | 1 | 0 | 0 | 0 | 0 | 0 | 2 | 0 | 0 | 0 | .364 | |
| Mar 28, 2010 | Oregon | * | 3 | 0 | 1 | 0 | 0 | 0 | 0 | 0 | 0 | 0 | 0 | 0 | 0 | 0 | 0 | 1 | 0 | 0 | 0 | .362 | |
| Apr 01, 2010 | at California | * | 4 | 0 | 0 | 0 | 0 | 0 | 0 | 0 | 0 | 0 | 0 | 0 | 0 | 0 | 1 | 1 | 0 | 0 | 0 | .333 | |
| Apr 03, 2010 | at California-1 | | 0 | 0 | 0 | 0 | 0 | 0 | 0 | 0 | 0 | 0 | 0 | 0 | 0 | 0 | 0 | 0 | 0 | 0 | 0 | .333 | |
| Apr 03, 2010 | at California-2 | * | 3 | 0 | 0 | 1 | 0 | 0 | 0 | 0 | 0 | 0 | 0 | 0 | 0 | 1 | 0 | 2 | 0 | 0 | 0 | .315 | |
| Apr 09, 2010 | at Washington | | 1 | 0 | 1 | 1 | 0 | 0 | 0 | 0 | 0 | 0 | 0 | 0 | 0 | 0 | 0 | 0 | 0 | 0 | 0 | .327 | |
| Apr 10, 2010 | at Washington | * | 3 | 0 | 0 | 0 | 0 | 0 | 0 | 1 | 0 | 0 | 0 | 0 | 0 | 0 | 0 | 1 | 1 | 0 | 0 | .310 | |
| Apr 11, 2010 | at Washington | * | 5 | 2 | 3 | 0 | 1 | 1 | 0 | 0 | 0 | 0 | 0 | 0 | 0 | 0 | 0 | 0 | 0 | 0 | 0 | .333 | |
| Apr 16, 2010 | Washington State | * | 3 | 1 | 1 | 0 | 1 | 0 | 0 | 1 | 0 | 0 | 0 | 0 | 0 | 0 | 0 | 0 | 0 | 0 | 0 | .333 | |
| Apr 17, 2010 | Washington State | * | 3 | 1 | 0 | 0 | 0 | 0 | 0 | 1 | 0 | 0 | 0 | 1 | 0 | 0 | 0 | 0 | 0 | 0 | 0 | .319 | |
| Apr 20, 2010 | at Arizona State | * | 4 | 0 | 1 | 1 | 1 | 0 | 0 | 0 | 0 | 1 | 0 | 0 | 0 | 0 | 0 | 1 | 2 | 0 | 0 | .315 | |
| Apr 23, 2010 | UCLA | * | 4 | 1 | 1 | 0 | 0 | 0 | 0 | 0 | 0 | 0 | 0 | 0 | 0 | 0 | 0 | 1 | 0 | 0 | 0 | .312 | |
| Apr 24, 2010 | UCLA | * | 4 | 0 | 2 | 0 | 1 | 0 | 0 | 0 | 0 | 0 | 0 | 0 | 0 | 0 | 0 | 0 | 0 | 0 | 0 | .321 | |
| Apr 25, 2010 | UCLA | * | 4 | 1 | 1 | 0 | 0 | 1 | 0 | 0 | 0 | 0 | 0 | 0 | 0 | 0 | 0 | 1 | 0 | 0 | 0 | .318 | |
| Apr 30, 2010 | at USC | * | 3 | 0 | 1 | 0 | 1 | 0 | 0 | 0 | 0 | 0 | 0 | 0 | 0 | 0 | 0 | 1 | 0 | 0 | 0 | .318 | |
| May 01, 2010 | at USC | * | 4 | 1 | 0 | 0 | 0 | 0 | 0 | 0 | 0 | 0 | 0 | 0 | 0 | 0 | 0 | 1 | 2 | 0 | 0 | .304 | |
| May 02, 2010 | at USC | * | 3 | 0 | 1 | 0 | 0 | 0 | 0 | 0 | 0 | 0 | 0 | 0 | 0 | 0 | 0 | 1 | 0 | 0 | 0 | .305 | |
| May 04, 2010 | at Arizona State | * | 2 | 0 | 0 | 0 | 0 | 0 | 0 | 0 | 0 | 0 | 0 | 0 | 0 | 0 | 0 | 0 | 1 | 1 | 0 | .299 | |
| May 07, 2010 | CSU Bakersfield | | 1 | 0 | 0 | 0 | 0 | 0 | 0 | 1 | 1 | 0 | 0 | 0 | 0 | 0 | 0 | 0 | 0 | 0 | 0 | .296 | |
| May 08, 2010 | CSU Bakersfield | * | 2 | 0 | 1 | 0 | 0 | 0 | 0 | 0 | 0 | 0 | 0 | 0 | 0 | 0 | 0 | 0 | 1 | 0 | 0 | .300 | |
| May 09, 2010 | CSU Bakersfield | * | 4 | 0 | 1 | 1 | 1 | 0 | 0 | 0 | 0 | 0 | 0 | 0 | 0 | 0 | 0 | 0 | 3 | 0 | 0 | .298 | |
| May 15, 2010 | Arizona State | | 1 | 0 | 0 | 0 | 0 | 0 | 0 | 0 | 0 | 0 | 0 | 0 | 0 | 0 | 0 | 0 | 0 | 0 | 0 | .295 | |
| May 16, 2010 | Arizona State | | 2 | 0 | 1 | 0 | 0 | 0 | 0 | 1 | 0 | 1 | 1 | 0 | 0 | 0 | 0 | 1 | 0 | 0 | 0 | .299 | |
| May 17, 2010 | Arizona State | * | 4 | 0 | 0 | 0 | 0 | 0 | 0 | 0 | 0 | 0 | 0 | 0 | 0 | 0 | 0 | 2 | 0 | 0 | 0 | .288 | |
| May 21, 2010 | Stanford | | 1 | 0 | 1 | 0 | 0 | 0 | 0 | 0 | 0 | 0 | 0 | 0 | 0 | 0 | 0 | 0 | 0 | 0 | 0 | .295 | |
| May 22, 2010 | Stanford | * | 4 | 0 | 1 | 0 | 0 | 0 | 0 | 0 | 0 | 0 | 0 | 0 | 0 | 0 | 0 | 2 | 1 | 0 | 0 | .293 | |
| May 23, 2010 | Stanford | * | 3 | 2 | 2 | 0 | 1 | 0 | 0 | 1 | 0 | 0 | 0 | 0 | 0 | 0 | 0 | 0 | 2 | 0 | 0 | .303 | |
| May 28, 2010 | at Oregon State | * | 3 | 0 | 1 | 0 | 0 | 0 | 0 | 1 | 0 | 0 | 0 | 0 | 0 | 0 | 1 | 1 | 0 | 0 | 0 | .303 | |
| May 29, 2010 | at Oregon State | * | 4 | 0 | 0 | 0 | 0 | 0 | 0 | 0 | 0 | 0 | 0 | 0 | 0 | 0 | 0 | 3 | 0 | 0 | 0 | .294 | |
| May 30, 2010 | at Oregon State | | 0 | 0 | 0 | 0 | 0 | 0 | 0 | 0 | 0 | 0 | 1 | 0 | 0 | 0 | 0 | 0 | 0 | 0 | 0 | .294 | |
| Totals | | | 33 | 126 | 18 | 37 | 17 | 12 | 3 | 0 | 14 | 1 | 6 | 3 | 1 | 1 | 1 | 4 | 25 | 18 | 1 | 0 | .294 |



Nick Cunningham

42



6-2, 196 | Freshman | RHP | Indianapolis, Ind.

One of UA's primary relievers, typically called up on in late-inning and sometimes save situations ... Leads all Pac-10 pitchers in total appearances with 34, which is a new school record for a freshman pitcher ... Made one start in mid-week outing against No. 2 Arizona State.

Arizona Baseball
Individual Game-by-Game for Arizona (as of Jun 01, 2010)

#42 Cunningham, Nick - 34 appearances (All games)

| Date | Opponent | GS | IP | H | R | ER | BB | SO | 2B | 3B | HR | WP | BK | HBP | IBB | Score | W-L | SV | ERA | |
|--------------|---------------------|----|-----|------|----|----|----|----|----|----|----|----|----|-----|-----|-------|---------|-----|------|------|
| Feb 19, 2010 | Utah Valley | | 1.0 | 0 | 0 | 0 | 0 | 1 | 0 | 0 | 0 | 0 | 0 | 0 | 0 | 8-1 | 0-0 | 0 | 0.00 | |
| Feb 21, 2010 | Utah Valley-2 | | 1.0 | 1 | 1 | 1 | 0 | 1 | 0 | 0 | 1 | 0 | 0 | 0 | 0 | 8-7 | 0-0 | 0 | 4.50 | |
| Feb 26, 2010 | Long Beach State | | 1.1 | 1 | 1 | 1 | 1 | 1 | 0 | 0 | 0 | 0 | 2 | 0 | 0 | 7-8 | 0-0 | 0 | 5.40 | |
| Mar 02, 2010 | UNLV | | 1.2 | 3 | 0 | 0 | 0 | 0 | 0 | 0 | 0 | 0 | 0 | 1 | 0 | 10-12 | 0-0 | 0 | 3.60 | |
| Mar 03, 2010 | UNLV | | 1.1 | 1 | 0 | 0 | 0 | 1 | 0 | 0 | 0 | 0 | 0 | 0 | 0 | 5-4 | 0-0 | 0 | 2.84 | |
| Mar 05, 2010 | Cal State Fullerton | | 0.0 | 2 | 2 | 2 | 0 | 0 | 0 | 0 | 1 | 0 | 0 | 0 | 0 | 8-7 | 0-0 | 0 | 5.68 | |
| Mar 10, 2010 | Saint Joseph's-2 | | 1.0 | 1 | 0 | 0 | 1 | 2 | 0 | 0 | 0 | 0 | 0 | 0 | 0 | 12-2 | 0-0 | 0 | 4.91 | |
| Mar 13, 2010 | Northern Colorado | | 1.0 | 0 | 0 | 0 | 0 | 1 | 0 | 0 | 0 | 0 | 0 | 0 | 0 | 7-6 | 1-0 | 0 | 4.32 | |
| Mar 14, 2010 | Northern Colorado | | 1.2 | 1 | 0 | 0 | 1 | 3 | 0 | 0 | 0 | 0 | 0 | 0 | 0 | 18-4 | 1-0 | 0 | 3.60 | |
| Mar 16, 2010 | Wichita State | | 1.0 | 0 | 0 | 0 | 0 | 2 | 0 | 0 | 0 | 0 | 0 | 1 | 0 | 13-5 | 1-0 | 0 | 3.27 | |
| Mar 17, 2010 | Wichita State | | 1.0 | 0 | 0 | 0 | 0 | 1 | 0 | 0 | 0 | 0 | 0 | 0 | 0 | 19-0 | 1-0 | 0 | 3.00 | |
| Mar 19, 2010 | Sacramento State | | 1.2 | 0 | 0 | 0 | 1 | 2 | 0 | 0 | 0 | 0 | 0 | 0 | 0 | 5-0 | 1-0 | 0 | 2.63 | |
| Mar 21, 2010 | Sacramento State | | 0.2 | 3 | 3 | 3 | 0 | 0 | 0 | 0 | 1 | 0 | 0 | 0 | 0 | 10-6 | 1-0 | 0 | 4.40 | |
| Mar 23, 2010 | New Mexico | | 1.0 | 1 | 0 | 0 | 0 | 3 | 0 | 0 | 0 | 0 | 1 | 0 | 0 | 10-4 | 2-0 | 0 | 4.11 | |
| Mar 24, 2010 | New Mexico | | 1.0 | 0 | 0 | 0 | 0 | 2 | 0 | 0 | 0 | 0 | 0 | 0 | 0 | 11-7 | 2-0 | 0 | 3.86 | |
| Mar 26, 2010 | Oregon | | 1.0 | 2 | 1 | 1 | 0 | 1 | 1 | 0 | 0 | 0 | 0 | 0 | 0 | 9-3 | 2-0 | 0 | 4.15 | |
| Mar 27, 2010 | Oregon | | 1.1 | 1 | 0 | 0 | 0 | 1 | 0 | 0 | 0 | 0 | 0 | 1 | 0 | 8-4 | 2-0 | 1 | 3.86 | |
| Mar 28, 2010 | Oregon | | 1.0 | 4 | 4 | 4 | 0 | 1 | 0 | 0 | 1 | 0 | 0 | 0 | 0 | 8-9 | 2-1 | 1 | 5.49 | |
| Apr 03, 2010 | at California-2 | | 1.0 | 0 | 0 | 0 | 0 | 0 | 0 | 0 | 0 | 0 | 0 | 0 | 0 | 3-4 | 2-1 | 1 | 5.23 | |
| Apr 09, 2010 | at Washington | | 1.0 | 0 | 0 | 0 | 1 | 0 | 0 | 0 | 0 | 0 | 0 | 0 | 0 | 7-2 | 2-1 | 1 | 4.98 | |
| Apr 12, 2010 | at Gonzaga | | 2.0 | 1 | 2 | 0 | 0 | 2 | 1 | 0 | 0 | 0 | 0 | 0 | 0 | 5-4 | 2-1 | 1 | 4.56 | |
| Apr 17, 2010 | Washington State | | 0.1 | 0 | 0 | 0 | 0 | 1 | 0 | 0 | 0 | 0 | 0 | 0 | 0 | 13-6 | 2-1 | 1 | 4.50 | |
| Apr 18, 2010 | Washington State | | 1.0 | 2 | 2 | 1 | 0 | 0 | 0 | 1 | 0 | 0 | 0 | 0 | 0 | 12-11 | 2-1 | 1 | 4.68 | |
| Apr 20, 2010 | at Arizona State | | 0.2 | 0 | 0 | 0 | 0 | 1 | 0 | 0 | 0 | 0 | 0 | 0 | 0 | 4-2 | 2-1 | 2 | 4.56 | |
| Apr 23, 2010 | UCLA | | 0.1 | 1 | 1 | 0 | 1 | 0 | 0 | 0 | 0 | 0 | 0 | 0 | 0 | 3-6 | 2-1 | 2 | 4.50 | |
| Apr 25, 2010 | UCLA | | 1.0 | 2 | 1 | 1 | 0 | 0 | 0 | 0 | 0 | 0 | 0 | 0 | 0 | 6-4 | 2-1 | 3 | 4.67 | |
| May 01, 2010 | at USC | | 0.1 | 0 | 0 | 0 | 0 | 0 | 0 | 0 | 0 | 0 | 0 | 0 | 0 | 5-7 | 2-1 | 3 | 4.61 | |
| May 04, 2010 | at Arizona State | * | 3.1 | 2 | 2 | 2 | 2 | 0 | 0 | 0 | 0 | 0 | 0 | 0 | 0 | 1-13 | 2-2 | 3 | 4.70 | |
| May 07, 2010 | CSU Bakersfield | | 0.0 | 1 | 1 | 0 | 1 | 0 | 1 | 0 | 0 | 0 | 0 | 0 | 1 | 2-7 | 2-2 | 3 | 4.70 | |
| May 09, 2010 | CSU Bakersfield | | 2.2 | 2 | 2 | 0 | 2 | 5 | 1 | 0 | 0 | 1 | 0 | 0 | 0 | 5-22 | 2-2 | 3 | 4.32 | |
| May 17, 2010 | Arizona State | | 0.1 | 2 | 2 | 2 | 1 | 0 | 0 | 0 | 0 | 0 | 0 | 1 | 0 | 2-4 | 2-2 | 3 | 4.81 | |
| May 22, 2010 | Stanford | | 0.1 | 0 | 1 | 1 | 1 | 0 | 0 | 0 | 0 | 0 | 0 | 0 | 0 | 9-8 | 2-2 | 3 | 5.03 | |
| May 23, 2010 | Stanford | | 2.0 | 1 | 0 | 0 | 0 | 2 | 1 | 0 | 0 | 0 | 0 | 0 | 0 | 4-8 | 2-2 | 3 | 4.75 | |
| May 30, 2010 | at Oregon State | | 3.1 | 4 | 0 | 0 | 2 | 4 | 0 | 0 | 0 | 0 | 0 | 0 | 0 | 3-1 | 3-2 | 3 | 4.35 | |
| Totals | | | 1 | 39.1 | 39 | 26 | 19 | 15 | 38 | 5 | 1 | 4 | 1 | 3 | 4 | 1 | 260-198 | 3-2 | 3 | 4.35 |



Cole Frenzel

24




6-0, 221 | Freshman | 1B | Dickinson, N.D.

An important left-handed bat that missed nearly two months of action due to a wrist injury ... Had surgery in early March and returned to action in late April ... Started final 16 games of regular season, including last 14 at first base ... Put together a 13-game hitting streak after returning to starting lineup in May.

Arizona Baseball
Individual Game-by-Game for Arizona (as of Jun 01, 2010)

#24 Frenzel, Cole - 23 games (All games)

| Date | Opponent | GS | AB | R | H | RBI | 2B | 3B | HR | BB | IBB | SB | CS | HBP | SAC | SF | GDP | K | PO | A | E | Avg |
|--------------|------------------|----|----|----|---|-----|----|----|----|----|-----|----|----|-----|-----|----|-----|----|-----|----|---|------|
| Feb 19, 2010 | Utah Valley | | 1 | 0 | 0 | 0 | 0 | 0 | 0 | 0 | 0 | 0 | 0 | 0 | 0 | 0 | 0 | 1 | 0 | 0 | 0 | .000 |
| Feb 21, 2010 | Utah Valley-1 | | 2 | 1 | 0 | 0 | 0 | 0 | 0 | 0 | 0 | 0 | 0 | 1 | 0 | 0 | 0 | 1 | 0 | 0 | 0 | .000 |
| Feb 21, 2010 | Utah Valley-2 | * | 4 | 0 | 1 | 1 | 0 | 0 | 0 | 0 | 0 | 0 | 0 | 0 | 0 | 0 | 0 | 0 | 0 | 3 | 0 | .143 |
| Feb 26, 2010 | Long Beach State | | 1 | 0 | 0 | 0 | 0 | 0 | 0 | 0 | 0 | 0 | 0 | 0 | 0 | 0 | 0 | 0 | 0 | 0 | 0 | .125 |
| Feb 27, 2010 | Long Beach State | * | 1 | 0 | 0 | 0 | 0 | 0 | 0 | 0 | 0 | 0 | 0 | 1 | 0 | 0 | 0 | 1 | 5 | 2 | 1 | .111 |
| Apr 23, 2010 | UCLA | | 1 | 0 | 1 | 1 | 0 | 0 | 0 | 0 | 0 | 0 | 0 | 0 | 0 | 0 | 0 | 0 | 0 | 0 | 0 | .200 |
| Apr 24, 2010 | UCLA | | 0 | 1 | 0 | 0 | 0 | 0 | 0 | 1 | 0 | 0 | 0 | 0 | 0 | 0 | 0 | 0 | 0 | 0 | 0 | .200 |
| Apr 30, 2010 | at USC | * | 4 | 0 | 2 | 0 | 0 | 0 | 0 | 0 | 0 | 0 | 0 | 0 | 0 | 0 | 0 | 0 | 0 | 0 | 0 | .286 |
| May 01, 2010 | at USC | * | 4 | 0 | 1 | 1 | 0 | 0 | 0 | 0 | 0 | 0 | 0 | 0 | 0 | 0 | 0 | 1 | 0 | 0 | 0 | .278 |
| May 02, 2010 | at USC | * | 5 | 1 | 2 | 0 | 0 | 0 | 0 | 0 | 0 | 0 | 0 | 0 | 0 | 0 | 0 | 1 | 14 | 2 | 0 | .304 |
| May 04, 2010 | at Arizona State | * | 4 | 0 | 1 | 0 | 0 | 0 | 0 | 0 | 0 | 0 | 0 | 0 | 0 | 0 | 0 | 2 | 8 | 1 | 1 | .296 |
| May 07, 2010 | CSU Bakersfield | * | 2 | 0 | 1 | 0 | 0 | 0 | 0 | 3 | 0 | 0 | 1 | 0 | 0 | 0 | 0 | 0 | 9 | 2 | 0 | .310 |
| May 08, 2010 | CSU Bakersfield | * | 4 | 2 | 1 | 1 | 0 | 1 | 0 | 2 | 0 | 0 | 0 | 0 | 0 | 0 | 0 | 0 | 12 | 0 | 0 | .303 |
| May 09, 2010 | CSU Bakersfield | * | 4 | 1 | 1 | 0 | 0 | 0 | 0 | 0 | 0 | 0 | 0 | 0 | 0 | 0 | 0 | 1 | 7 | 0 | 0 | .297 |
| May 15, 2010 | Arizona State | * | 3 | 1 | 1 | 0 | 0 | 0 | 0 | 1 | 0 | 0 | 0 | 0 | 0 | 0 | 0 | 0 | 8 | 1 | 0 | .300 |
| May 16, 2010 | Arizona State | * | 3 | 1 | 2 | 1 | 0 | 0 | 0 | 1 | 0 | 0 | 0 | 0 | 0 | 0 | 0 | 1 | 7 | 0 | 0 | .326 |
| May 17, 2010 | Arizona State | * | 4 | 0 | 1 | 1 | 0 | 0 | 0 | 0 | 0 | 0 | 0 | 0 | 0 | 0 | 0 | 1 | 8 | 1 | 0 | .319 |
| May 21, 2010 | Stanford | * | 4 | 0 | 1 | 0 | 0 | 0 | 0 | 0 | 0 | 0 | 0 | 0 | 0 | 0 | 0 | 1 | 9 | 0 | 0 | .314 |
| May 22, 2010 | Stanford | * | 4 | 1 | 1 | 0 | 0 | 0 | 0 | 1 | 0 | 0 | 0 | 0 | 0 | 0 | 0 | 1 | 7 | 3 | 0 | .309 |
| May 23, 2010 | Stanford | * | 2 | 0 | 0 | 0 | 0 | 0 | 0 | 1 | 0 | 0 | 0 | 2 | 0 | 0 | 0 | 0 | 7 | 1 | 0 | .298 |
| May 28, 2010 | at Oregon State | * | 4 | 0 | 2 | 0 | 0 | 0 | 0 | 0 | 0 | 0 | 0 | 0 | 0 | 0 | 0 | 0 | 8 | 0 | 0 | .311 |
| May 29, 2010 | at Oregon State | * | 3 | 0 | 1 | 0 | 0 | 0 | 0 | 0 | 0 | 0 | 0 | 0 | 0 | 0 | 0 | 1 | 9 | 1 | 0 | .312 |
| May 30, 2010 | at Oregon State | * | 3 | 0 | 0 | 0 | 0 | 0 | 0 | 1 | 0 | 0 | 0 | 0 | 0 | 0 | 0 | 1 | 9 | 0 | 0 | .299 |
| Totals | | | 18 | 67 | 9 | 20 | 6 | 0 | 1 | 0 | 11 | 0 | 0 | 1 | 4 | 0 | 0 | 14 | 127 | 17 | 2 | .299 |



Josh Garcia

20



5-11, 211 | Junior | 1B/DH | Laveen, Ariz.

Hampered by injuries throughout the season, has remained an important right-handed bat off the bench and occasional designated hitter throughout the season ... Made nine starts as the designated hitter throughout the season.

Arizona Baseball
Individual Game-by-Game for Arizona (as of Jun 01, 2010)

#20 Garcia, Josh - 18 games (All games)

| Date | Opponent | GS | AB | R | H | RBI | 2B | 3B | HR | BB | IBB | SB | CS | HBP | SAC | SF | GDP | K | PO | A | E | Avg | |
|--------------|------------------|----|----|----|---|-----|----|----|----|----|-----|----|----|-----|-----|----|-----|---|----|---|---|-----|------|
| Feb 19, 2010 | Utah Valley | * | 3 | 0 | 0 | 0 | 0 | 0 | 0 | 0 | 0 | 0 | 0 | 0 | 0 | 0 | 0 | 1 | 0 | 0 | 0 | 0 | .000 |
| Feb 21, 2010 | Utah Valley-1 | * | 2 | 1 | 0 | 0 | 0 | 0 | 0 | 1 | 0 | 0 | 0 | 0 | 0 | 0 | 0 | 0 | 1 | 0 | 0 | 0 | .000 |
| Feb 26, 2010 | Long Beach State | * | 3 | 0 | 1 | 0 | 0 | 0 | 0 | 1 | 0 | 0 | 0 | 0 | 0 | 0 | 0 | 0 | 1 | 0 | 0 | 0 | .125 |
| Mar 02, 2010 | UNLV | | 2 | 0 | 1 | 1 | 0 | 0 | 0 | 0 | 0 | 0 | 0 | 1 | 0 | 0 | 0 | 1 | 0 | 0 | 0 | 0 | .200 |
| Mar 16, 2010 | Wichita State | | 1 | 0 | 0 | 0 | 0 | 0 | 0 | 0 | 0 | 0 | 0 | 0 | 0 | 0 | 0 | 0 | 0 | 0 | 0 | 0 | .182 |
| Mar 17, 2010 | Wichita State | | 3 | 0 | 0 | 0 | 0 | 0 | 0 | 0 | 0 | 0 | 0 | 0 | 0 | 0 | 0 | 0 | 0 | 0 | 0 | 0 | .143 |
| Mar 21, 2010 | Sacramento State | * | 5 | 1 | 2 | 4 | 0 | 0 | 1 | 0 | 0 | 0 | 0 | 0 | 0 | 0 | 0 | 1 | 0 | 0 | 0 | 0 | .211 |
| Mar 23, 2010 | New Mexico | * | 3 | 0 | 0 | 0 | 0 | 0 | 0 | 0 | 0 | 0 | 0 | 0 | 0 | 0 | 0 | 1 | 0 | 0 | 0 | 0 | .182 |
| Apr 01, 2010 | at California | | 1 | 0 | 0 | 0 | 0 | 0 | 0 | 0 | 0 | 0 | 0 | 0 | 0 | 0 | 0 | 0 | 0 | 0 | 0 | 0 | .174 |
| Apr 03, 2010 | at California-1 | | 1 | 0 | 0 | 0 | 0 | 0 | 0 | 0 | 0 | 0 | 0 | 0 | 0 | 0 | 0 | 0 | 0 | 0 | 0 | 0 | .167 |
| Apr 10, 2010 | at Washington | * | 3 | 0 | 1 | 1 | 0 | 0 | 0 | 1 | 0 | 0 | 0 | 0 | 0 | 0 | 0 | 2 | 0 | 0 | 0 | 0 | .185 |
| Apr 20, 2010 | at Arizona State | * | 3 | 0 | 1 | 0 | 0 | 0 | 0 | 0 | 0 | 0 | 0 | 0 | 0 | 0 | 0 | 0 | 0 | 0 | 0 | 0 | .200 |
| May 02, 2010 | at USC | | 2 | 1 | 1 | 2 | 0 | 0 | 0 | 0 | 0 | 0 | 0 | 0 | 0 | 0 | 0 | 0 | 0 | 0 | 0 | 0 | .219 |
| May 04, 2010 | at Arizona State | | 1 | 0 | 0 | 0 | 0 | 0 | 0 | 0 | 0 | 0 | 0 | 0 | 0 | 0 | 0 | 1 | 0 | 0 | 0 | 0 | .212 |
| May 08, 2010 | CSU Bakersfield | | 1 | 1 | 0 | 0 | 0 | 0 | 0 | 0 | 0 | 0 | 0 | 0 | 0 | 0 | 0 | 0 | 0 | 0 | 0 | 0 | .206 |
| May 15, 2010 | Arizona State | * | 4 | 0 | 0 | 1 | 0 | 0 | 0 | 0 | 0 | 0 | 0 | 0 | 0 | 0 | 1 | 2 | 0 | 0 | 0 | 0 | .184 |
| May 16, 2010 | Arizona State | | 0 | 0 | 0 | 1 | 0 | 0 | 0 | 1 | 0 | 0 | 0 | 0 | 0 | 0 | 0 | 0 | 0 | 0 | 0 | 0 | .184 |
| May 30, 2010 | at Oregon State | * | 2 | 0 | 1 | 0 | 0 | 0 | 0 | 2 | 0 | 0 | 0 | 0 | 0 | 0 | 0 | 0 | 0 | 0 | 0 | 0 | .200 |
| Totals | | | 9 | 40 | 4 | 8 | 10 | 0 | 0 | 1 | 6 | 0 | 0 | 0 | 1 | 0 | 0 | 2 | 10 | 0 | 0 | 0 | .200 |



Tyler Hale

10



5-10, 160 | Freshman | RHP | Abilene, Texas

A hard-throwing right-hander out of the bullpen ... Has appeared in 34 games primarily in a late-innings role.

Arizona Baseball
Individual Game-by-Game for Arizona (as of Jun 01, 2010)

#10 Hale, Tyler - 24 appearances (All games)

| Date | Opponent | GS | IP | H | R | ER | BB | SO | 2B | 3B | HR | WP | BK | HBP | IBB | Score | W-L | SV | ERA |
|--------------|---------------------|----|------|----|----|----|----|----|----|----|----|----|----|-----|-----|---------|-----|----|------|
| Feb 19, 2010 | Utah Valley | | 2.0 | 2 | 0 | 0 | 1 | 3 | 0 | 0 | 0 | 0 | 0 | 0 | 0 | 8-1 | 0-0 | 0 | 0.00 |
| Feb 27, 2010 | Long Beach State | | 3.0 | 3 | 2 | 2 | 2 | 3 | 0 | 0 | 0 | 1 | 0 | 0 | 0 | 3-10 | 0-0 | 0 | 3.60 |
| Mar 02, 2010 | UNLV | | 1.0 | 0 | 2 | 2 | 1 | 2 | 0 | 0 | 0 | 0 | 0 | 1 | 0 | 10-12 | 0-1 | 0 | 6.00 |
| Mar 03, 2010 | UNLV | | 2.1 | 2 | 2 | 2 | 0 | 0 | 0 | 0 | 1 | 0 | 0 | 1 | 0 | 5-4 | 0-1 | 0 | 6.48 |
| Mar 05, 2010 | Cal State Fullerton | | 3.0 | 2 | 1 | 1 | 2 | 3 | 1 | 0 | 1 | 0 | 0 | 0 | 1 | 8-7 | 0-1 | 0 | 5.56 |
| Mar 10, 2010 | Saint Joseph's-2 | | 1.0 | 1 | 1 | 1 | 2 | 1 | 0 | 0 | 0 | 0 | 0 | 0 | 0 | 12-2 | 0-1 | 0 | 5.84 |
| Mar 13, 2010 | Northern Colorado | | 1.0 | 2 | 1 | 1 | 0 | 2 | 0 | 0 | 0 | 1 | 0 | 0 | 0 | 7-6 | 0-1 | 1 | 6.08 |
| Mar 14, 2010 | Northern Colorado | | 1.0 | 0 | 0 | 0 | 0 | 2 | 0 | 0 | 0 | 0 | 0 | 0 | 0 | 18-4 | 0-1 | 1 | 5.65 |
| Mar 16, 2010 | Wichita State | | 1.0 | 1 | 1 | 1 | 1 | 0 | 0 | 0 | 0 | 1 | 0 | 0 | 0 | 13-5 | 0-1 | 1 | 5.87 |
| Mar 17, 2010 | Wichita State | | 1.0 | 0 | 0 | 0 | 0 | 3 | 0 | 0 | 0 | 0 | 0 | 0 | 0 | 19-0 | 0-1 | 1 | 5.51 |
| Mar 20, 2010 | Sacramento State | | 1.1 | 1 | 0 | 0 | 2 | 1 | 1 | 0 | 0 | 0 | 0 | 0 | 0 | 8-7 | 1-1 | 1 | 5.09 |
| Mar 23, 2010 | New Mexico | | 1.0 | 1 | 0 | 0 | 2 | 0 | 0 | 0 | 0 | 0 | 0 | 0 | 0 | 10-4 | 1-1 | 1 | 4.82 |
| Mar 24, 2010 | New Mexico | | 1.0 | 0 | 0 | 0 | 0 | 1 | 0 | 0 | 0 | 0 | 0 | 0 | 0 | 11-7 | 1-1 | 1 | 4.58 |
| Mar 26, 2010 | Oregon | | 1.0 | 0 | 0 | 0 | 3 | 1 | 0 | 0 | 0 | 1 | 0 | 0 | 0 | 9-3 | 1-1 | 1 | 4.35 |
| Apr 01, 2010 | at California | | 0.1 | 2 | 1 | 1 | 0 | 0 | 0 | 1 | 0 | 0 | 0 | 0 | 0 | 2-7 | 1-1 | 1 | 4.71 |
| Apr 03, 2010 | at California-1 | | 2.0 | 3 | 2 | 0 | 1 | 1 | 1 | 0 | 0 | 0 | 0 | 1 | 0 | 0-8 | 1-1 | 1 | 4.30 |
| Apr 10, 2010 | at Washington | | 1.2 | 2 | 3 | 3 | 1 | 2 | 2 | 0 | 0 | 0 | 0 | 1 | 0 | 2-10 | 1-1 | 1 | 5.11 |
| Apr 18, 2010 | Washington State | | 0.2 | 0 | 1 | 1 | 1 | 1 | 0 | 0 | 0 | 0 | 0 | 0 | 0 | 12-11 | 1-1 | 1 | 5.33 |
| Apr 24, 2010 | UCLA | | 2.2 | 1 | 0 | 0 | 2 | 3 | 0 | 0 | 0 | 0 | 0 | 1 | 0 | 2-6 | 1-1 | 1 | 4.82 |
| Apr 30, 2010 | at USC | | 0.2 | 1 | 0 | 0 | 0 | 1 | 0 | 0 | 0 | 0 | 0 | 0 | 0 | 0-6 | 1-1 | 1 | 4.71 |
| May 02, 2010 | at USC | | 2.0 | 4 | 2 | 2 | 1 | 0 | 1 | 0 | 0 | 0 | 0 | 0 | 0 | 9-7 | 1-1 | 1 | 4.99 |
| May 04, 2010 | at Arizona State | | 0.1 | 2 | 4 | 4 | 2 | 0 | 1 | 0 | 0 | 1 | 0 | 0 | 0 | 1-13 | 1-1 | 1 | 6.10 |
| May 09, 2010 | CSU Bakersfield | | 3.0 | 4 | 2 | 2 | 0 | 4 | 1 | 1 | 0 | 0 | 0 | 0 | 0 | 5-22 | 1-1 | 1 | 6.09 |
| May 15, 2010 | Arizona State | | 0.0 | 1 | 1 | 1 | 2 | 0 | 0 | 0 | 0 | 0 | 0 | 0 | 0 | 4-12 | 1-1 | 1 | 6.35 |
| Totals | | 0 | 34.0 | 35 | 26 | 24 | 26 | 34 | 8 | 2 | 2 | 5 | 0 | 5 | 1 | 178-174 | 1-1 | 1 | 6.35 |



Kurt Heyer

26



6-2, 196 | Freshman | RHP | Huntington Beach, Calif.

Started the series opener for every weekend series as a true freshman ... No. 3 in the Pac-10 with 104 strikeouts on the season and No. 6 in innings pitched (96.0) ... Twice named Pac-10 Pitcher of the Week and Louisville Slugger Player of the Week by Collegiate Baseball ... 14 strikeouts against Washington State in April were second-most for UA freshman in single game ... Only UA freshman to throw multiple double-digit strikeout games in same season ... 3.28 ERA currently best-ever for UA freshman.

Arizona Baseball
Individual Game-by-Game for Arizona (as of Jun 01, 2010)

#26 Heyer, Kurt - 16 appearances (All games)

| Date | Opponent | GS | IP | H | R | ER | BB | SO | 2B | 3B | HR | WP | BK | HBP | IBB | Score | W-L | SV | ERA |
|---------------|---------------------|----|-----------|-------------|-----------|-----------|-----------|-----------|------------|-----------|----------|----------|----------|----------|----------|--------------|------------|----------|-------------|
| Feb 19, 2010 | Utah Valley | * | 6.0 | 3 | 1 | 1 | 1 | 13 | 1 | 1 | 0 | 0 | 0 | 0 | 0 | 8-1 | 1-0 | 0 | 1.50 |
| Feb 26, 2010 | Long Beach State | * | 5.2 | 11 | 4 | 4 | 0 | 7 | 3 | 0 | 0 | 0 | 0 | 0 | 0 | 7-8 | 1-0 | 0 | 3.86 |
| Mar 05, 2010 | Cal State Fullerton | * | 5.1 | 8 | 2 | 2 | 0 | 6 | 0 | 1 | 1 | 0 | 0 | 0 | 0 | 8-7 | 1-0 | 0 | 3.71 |
| Mar 12, 2010 | Northern Colorado | * | 9.0 | 3 | 1 | 1 | 1 | 10 | 0 | 0 | 1 | 0 | 0 | 0 | 0 | 9-1 | 2-0 | 0 | 2.77 |
| Mar 16, 2010 | Wichita State | | 1.0 | 0 | 0 | 0 | 0 | 2 | 0 | 0 | 0 | 0 | 0 | 0 | 0 | 13-5 | 2-0 | 0 | 2.67 |
| Mar 19, 2010 | Sacramento State | * | 7.1 | 7 | 0 | 0 | 2 | 5 | 0 | 0 | 0 | 0 | 1 | 1 | 0 | 5-0 | 3-0 | 0 | 2.10 |
| Mar 26, 2010 | Oregon | * | 6.0 | 7 | 2 | 1 | 2 | 5 | 0 | 0 | 1 | 0 | 0 | 1 | 0 | 9-3 | 4-0 | 0 | 2.01 |
| Apr 01, 2010 | at California | * | 3.0 | 3 | 1 | 1 | 1 | 2 | 1 | 0 | 0 | 0 | 0 | 0 | 0 | 2-7 | 4-0 | 0 | 2.08 |
| Apr 09, 2010 | at Washington | * | 6.2 | 4 | 2 | 2 | 3 | 4 | 1 | 0 | 0 | 1 | 0 | 1 | 0 | 7-2 | 5-0 | 0 | 2.16 |
| Apr 16, 2010 | Washington State | * | 8.2 | 4 | 3 | 2 | 1 | 14 | 0 | 0 | 1 | 0 | 0 | 2 | 0 | 5-3 | 6-0 | 0 | 2.15 |
| Apr 23, 2010 | UCLA | * | 6.0 | 5 | 1 | 1 | 1 | 8 | 0 | 0 | 0 | 0 | 0 | 1 | 0 | 3-6 | 6-0 | 0 | 2.09 |
| Apr 30, 2010 | at USC | * | 5.2 | 8 | 3 | 2 | 3 | 4 | 0 | 0 | 0 | 0 | 0 | 0 | 0 | 0-6 | 6-1 | 0 | 2.18 |
| May 07, 2010 | CSU Bakersfield | * | 6.2 | 5 | 2 | 2 | 3 | 9 | 1 | 0 | 0 | 0 | 0 | 0 | 0 | 2-7 | 6-1 | 0 | 2.22 |
| May 15, 2010 | Arizona State | * | 5.2 | 7 | 7 | 7 | 4 | 4 | 5 | 0 | 0 | 1 | 0 | 0 | 0 | 4-12 | 6-2 | 0 | 2.83 |
| May 21, 2010 | Stanford | * | 7.0 | 8 | 3 | 3 | 1 | 7 | 1 | 0 | 1 | 0 | 0 | 0 | 0 | 1-3 | 6-3 | 0 | 2.91 |
| May 28, 2010 | at Oregon State | * | 6.1 | 8 | 6 | 6 | 2 | 4 | 1 | 0 | 2 | 0 | 1 | 0 | 0 | 3-6 | 6-4 | 0 | 3.28 |
| Totals | | | 15 | 96.0 | 91 | 38 | 35 | 25 | 104 | 14 | 2 | 7 | 2 | 2 | 6 | 86-77 | 6-4 | 0 | 3.28 |



Vincent Littleman

14



5-10, 174 | Freshman | LHP | LeChee, Ariz.

A typical crafty lefty who has seen his role increase late in season ... Made second career start in regular season finale at Oregon State after a couple of effective relief outings a week earlier against Stanford ... Made first career start in early-season mid-week game ... 11 appearances as a reliever on the season.

Arizona Baseball
Individual Game-by-Game for Arizona (as of Jun 01, 2010)

#14 Littleman, Vincent - 13 appearances (All games)

| Date | Opponent | GS | IP | H | R | ER | BB | SO | 2B | 3B | HR | WP | BK | HBP | IBB | Score | W-L | SV | ERA |
|---------------|---------------------|----------|-------------|-----------|-----------|-----------|----------|-----------|----------|----------|----------|----------|----------|----------|----------|---------------|------------|----------|-------------|
| Mar 03, 2010 | UNLV | | 3.1 | 2 | 1 | 0 | 1 | 4 | 0 | 1 | 0 | 1 | 0 | 0 | 0 | 5-4 | 0-0 | 0 | 0.00 |
| Mar 07, 2010 | Cal State Fullerton | | 2.0 | 2 | 0 | 0 | 1 | 1 | 0 | 0 | 0 | 0 | 0 | 0 | 0 | 10-1 | 0-0 | 0 | 0.00 |
| Mar 10, 2010 | Saint Joseph's-1 | * | 5.0 | 7 | 2 | 2 | 2 | 5 | 0 | 0 | 0 | 0 | 0 | 0 | 0 | 17-3 | 1-0 | 0 | 1.74 |
| Mar 14, 2010 | Northern Colorado | | 0.1 | 0 | 1 | 1 | 1 | 0 | 0 | 0 | 0 | 0 | 0 | 0 | 0 | 18-4 | 1-0 | 0 | 2.53 |
| Mar 24, 2010 | New Mexico | | 0.0 | 3 | 3 | 2 | 0 | 0 | 2 | 0 | 0 | 0 | 0 | 0 | 0 | 11-7 | 1-0 | 0 | 4.22 |
| Apr 18, 2010 | Washington State | | 1.0 | 2 | 1 | 1 | 0 | 0 | 0 | 0 | 1 | 0 | 0 | 0 | 0 | 12-11 | 2-0 | 0 | 4.63 |
| Apr 24, 2010 | UCLA | | 1.0 | 0 | 0 | 0 | 1 | 0 | 0 | 0 | 0 | 0 | 0 | 0 | 0 | 2-6 | 2-0 | 0 | 4.26 |
| Apr 25, 2010 | UCLA | | 0.1 | 0 | 0 | 0 | 0 | 0 | 0 | 0 | 0 | 0 | 0 | 0 | 0 | 6-4 | 2-0 | 0 | 4.15 |
| May 04, 2010 | at Arizona State | | 0.1 | 1 | 2 | 1 | 1 | 0 | 1 | 0 | 0 | 0 | 0 | 0 | 0 | 1-13 | 2-0 | 0 | 4.72 |
| May 09, 2010 | CSU Bakersfield | | 0.1 | 1 | 3 | 3 | 1 | 0 | 1 | 0 | 0 | 0 | 0 | 1 | 0 | 5-22 | 2-0 | 0 | 6.59 |
| May 22, 2010 | Stanford | | 0.1 | 0 | 0 | 0 | 0 | 1 | 0 | 0 | 0 | 0 | 0 | 0 | 0 | 9-8 | 2-0 | 0 | 6.43 |
| May 23, 2010 | Stanford | | 1.0 | 0 | 0 | 0 | 1 | 0 | 0 | 0 | 0 | 0 | 0 | 0 | 0 | 4-8 | 2-0 | 0 | 6.00 |
| May 30, 2010 | at Oregon State | * | 2.2 | 2 | 1 | 1 | 0 | 0 | 1 | 0 | 0 | 0 | 0 | 1 | 0 | 3-1 | 2-0 | 0 | 5.60 |
| Totals | | 2 | 17.2 | 20 | 14 | 11 | 9 | 11 | 5 | 1 | 1 | 1 | 0 | 2 | 0 | 103-92 | 2-0 | 0 | 5.60 |



Stephen Manthei

31



6-0, 208 | Freshman | RHP | Las Vegas, Nev.

An often-used righty out of the bullpen with 27 appearances, including one start (mid-week) ... Made immediate impact as a true freshman early in the season, before struggling through the middle part of the season ... Finished regular season on a high-note, as he has thrown 10.1 innings with a 0.87 ERA in last six appearances ... Has allowed just one run and seven hits, while striking out 14 and issuing just two walks in that period.

Arizona Baseball
Individual Game-by-Game for Arizona (as of Jun 01, 2010)

#31 Manthei, Stephen - 27 appearances (All games)

| Date | Opponent | GS | IP | H | R | ER | BB | SO | 2B | 3B | HR | WP | BK | HBP | IBB | Score | W-L | SV | ERA |
|--------------|---------------------|----|------|----|----|----|----|----|----|----|----|----|----|-----|-----|---------|-----|----|------|
| Feb 21, 2010 | Utah Valley-2 | | 4.1 | 3 | 0 | 0 | 0 | 2 | 0 | 0 | 0 | 0 | 0 | 0 | 0 | 8-7 | 0-0 | 0 | 0.00 |
| Mar 02, 2010 | UNLV | * | 0.0 | 2 | 5 | 4 | 1 | 0 | 0 | 0 | 1 | 0 | 0 | 1 | 0 | 10-12 | 0-0 | 0 | 8.31 |
| Mar 05, 2010 | Cal State Fullerton | | 0.2 | 0 | 1 | 1 | 1 | 0 | 0 | 0 | 0 | 0 | 0 | 0 | 0 | 8-7 | 0-0 | 0 | 9.00 |
| Mar 06, 2010 | Cal State Fullerton | | 0.2 | 0 | 0 | 0 | 0 | 2 | 0 | 0 | 0 | 0 | 0 | 0 | 0 | 1-6 | 0-0 | 0 | 7.94 |
| Mar 07, 2010 | Cal State Fullerton | | 1.0 | 0 | 0 | 0 | 0 | 1 | 0 | 0 | 0 | 0 | 0 | 0 | 0 | 10-1 | 0-0 | 0 | 6.75 |
| Mar 10, 2010 | Saint Joseph's-2 | | 1.0 | 1 | 0 | 0 | 0 | 1 | 0 | 0 | 0 | 0 | 0 | 0 | 0 | 12-2 | 0-0 | 0 | 5.87 |
| Mar 13, 2010 | Northern Colorado | | 1.0 | 1 | 0 | 0 | 0 | 1 | 0 | 0 | 0 | 0 | 0 | 0 | 0 | 7-6 | 0-0 | 0 | 5.19 |
| Mar 14, 2010 | Northern Colorado | | 3.0 | 0 | 0 | 0 | 1 | 3 | 0 | 0 | 0 | 0 | 0 | 0 | 0 | 18-4 | 1-0 | 0 | 3.86 |
| Mar 16, 2010 | Wichita State | | 2.1 | 1 | 0 | 0 | 1 | 3 | 0 | 0 | 0 | 2 | 0 | 0 | 0 | 13-5 | 2-0 | 0 | 3.21 |
| Mar 20, 2010 | Sacramento State | | 1.2 | 3 | 3 | 3 | 0 | 2 | 1 | 0 | 0 | 0 | 0 | 0 | 0 | 8-7 | 2-0 | 0 | 4.60 |
| Mar 21, 2010 | Sacramento State | | 1.0 | 1 | 0 | 0 | 1 | 0 | 0 | 0 | 0 | 0 | 0 | 0 | 0 | 10-6 | 2-0 | 0 | 4.32 |
| Mar 24, 2010 | New Mexico | | 0.0 | 0 | 0 | 0 | 1 | 0 | 0 | 0 | 0 | 1 | 0 | 0 | 0 | 11-7 | 2-0 | 0 | 4.32 |
| Mar 26, 2010 | Oregon | | 1.0 | 1 | 0 | 0 | 0 | 0 | 0 | 0 | 0 | 0 | 0 | 0 | 0 | 9-3 | 2-0 | 0 | 4.08 |
| Mar 27, 2010 | Oregon | | 1.0 | 0 | 1 | 1 | 1 | 0 | 0 | 0 | 0 | 0 | 0 | 1 | 0 | 8-4 | 2-0 | 0 | 4.34 |
| Mar 28, 2010 | Oregon | | 0.2 | 0 | 0 | 0 | 1 | 1 | 0 | 0 | 0 | 0 | 0 | 0 | 0 | 8-9 | 2-0 | 0 | 4.19 |
| Apr 01, 2010 | at California | | 1.2 | 5 | 5 | 2 | 1 | 0 | 1 | 0 | 0 | 0 | 1 | 0 | 0 | 2-7 | 2-1 | 0 | 4.71 |
| Apr 24, 2010 | UCLA | | 0.1 | 0 | 0 | 0 | 1 | 0 | 0 | 0 | 0 | 0 | 0 | 0 | 0 | 2-6 | 2-1 | 0 | 4.64 |
| Apr 25, 2010 | UCLA | | 1.0 | 2 | 0 | 0 | 0 | 2 | 0 | 0 | 0 | 2 | 0 | 0 | 0 | 6-4 | 2-1 | 0 | 4.43 |
| May 02, 2010 | at USC | | 1.2 | 1 | 0 | 0 | 0 | 1 | 0 | 0 | 0 | 0 | 0 | 0 | 0 | 9-7 | 2-1 | 0 | 4.12 |
| May 04, 2010 | at Arizona State | | 1.2 | 3 | 3 | 3 | 3 | 2 | 0 | 0 | 1 | 1 | 0 | 0 | 0 | 1-13 | 2-1 | 0 | 4.91 |
| May 09, 2010 | CSU Bakersfield | | 0.1 | 1 | 5 | 4 | 2 | 0 | 0 | 0 | 0 | 1 | 0 | 2 | 0 | 5-22 | 2-1 | 0 | 6.23 |
| May 15, 2010 | Arizona State | | 1.1 | 1 | 0 | 0 | 0 | 2 | 0 | 0 | 0 | 0 | 0 | 0 | 0 | 4-12 | 2-1 | 0 | 5.93 |
| May 17, 2010 | Arizona State | | 0.2 | 0 | 0 | 0 | 0 | 1 | 0 | 0 | 0 | 0 | 0 | 1 | 0 | 2-4 | 2-1 | 0 | 5.79 |
| May 21, 2010 | Stanford | | 2.0 | 1 | 0 | 0 | 0 | 2 | 0 | 0 | 0 | 0 | 0 | 0 | 0 | 1-3 | 2-1 | 0 | 5.40 |
| May 23, 2010 | Stanford | | 2.2 | 4 | 1 | 1 | 0 | 3 | 0 | 0 | 0 | 0 | 0 | 0 | 0 | 4-8 | 2-1 | 0 | 5.23 |
| May 28, 2010 | at Oregon State | | 1.2 | 0 | 0 | 0 | 2 | 3 | 0 | 0 | 0 | 0 | 0 | 0 | 0 | 3-6 | 2-1 | 0 | 4.98 |
| May 30, 2010 | at Oregon State | | 2.0 | 1 | 0 | 0 | 0 | 3 | 0 | 0 | 0 | 0 | 0 | 0 | 0 | 3-1 | 2-1 | 0 | 4.71 |
| Totals | | 1 | 36.1 | 32 | 24 | 19 | 17 | 35 | 2 | 0 | 2 | 7 | 1 | 5 | 0 | 183-179 | 2-1 | 0 | 4.71 |



Alex Mejia

13



6-1, 211 | Freshman | Shortstop | Sylmar, Calif.

An excellent defensive player with very good hands at shortstop ... Pushed two-year starter Bryce Ortega to second base to start season ... Has started all but one game at shortstop ... Cut down on errors in second half of season, with just two in last 21 games ... Team's top hitter in Pac-10 Conference games, with a .376 average, which was No. 2 for all league players in such games ... Pac-10 leader in assists with 184.

Arizona Baseball
Individual Game-by-Game for Arizona (as of Jun 01, 2010)

#13 Mejia, Alex - 54 games (All games)

| Date | Opponent | GS | AB | R | H | RBI | 2B | 3B | HR | BB | IBB | SB | CS | HBP | SAC | SF | GDP | K | PO | A | E | Avg | |
|--------------|---------------------|----|----|-----|----|-----|----|----|----|----|-----|----|----|-----|-----|----|-----|---|----|----|-----|------|------|
| Feb 19, 2010 | Utah Valley | * | 3 | 1 | 2 | 0 | 1 | 0 | 0 | 1 | 0 | 0 | 0 | 0 | 0 | 0 | 0 | 0 | 0 | 2 | 0 | .667 | |
| Feb 21, 2010 | Utah Valley-1 | * | 3 | 1 | 0 | 0 | 0 | 0 | 0 | 1 | 0 | 0 | 0 | 1 | 0 | 0 | 0 | 0 | 0 | 2 | 7 | .333 | |
| Feb 21, 2010 | Utah Valley-2 | * | 4 | 0 | 1 | 2 | 0 | 0 | 0 | 0 | 0 | 0 | 1 | 0 | 0 | 0 | 0 | 0 | 3 | 1 | 0 | .300 | |
| Feb 26, 2010 | Long Beach State | * | 4 | 2 | 1 | 0 | 1 | 0 | 0 | 1 | 0 | 0 | 0 | 0 | 0 | 0 | 0 | 1 | 1 | 2 | 0 | .286 | |
| Feb 27, 2010 | Long Beach State | * | 4 | 0 | 1 | 1 | 0 | 0 | 0 | 0 | 0 | 0 | 0 | 0 | 0 | 0 | 0 | 1 | 3 | 3 | 0 | .278 | |
| Mar 02, 2010 | UNLV | * | 4 | 1 | 0 | 1 | 0 | 0 | 0 | 0 | 0 | 0 | 0 | 0 | 0 | 0 | 0 | 1 | 2 | 1 | 1 | .227 | |
| Mar 03, 2010 | UNLV | * | 4 | 0 | 0 | 0 | 0 | 0 | 0 | 0 | 0 | 0 | 0 | 2 | 0 | 0 | 0 | 0 | 2 | 8 | 1 | .192 | |
| Mar 05, 2010 | Cal State Fullerton | * | 4 | 2 | 2 | 3 | 0 | 0 | 0 | 1 | 0 | 0 | 0 | 0 | 0 | 0 | 0 | 1 | 1 | 5 | 1 | .233 | |
| Mar 06, 2010 | Cal State Fullerton | * | 2 | 0 | 0 | 0 | 0 | 0 | 0 | 0 | 0 | 0 | 0 | 1 | 0 | 0 | 2 | 3 | 3 | 0 | 0 | .219 | |
| Mar 07, 2010 | Cal State Fullerton | * | 4 | 0 | 0 | 0 | 0 | 0 | 0 | 0 | 0 | 0 | 0 | 0 | 0 | 1 | 1 | 1 | 8 | 0 | 0 | .194 | |
| Mar 10, 2010 | Saint Joseph's-1 | * | 4 | 0 | 2 | 1 | 1 | 0 | 0 | 1 | 0 | 0 | 1 | 0 | 0 | 0 | 0 | 0 | 4 | 4 | 1 | .225 | |
| Mar 10, 2010 | Saint Joseph's-2 | * | 4 | 1 | 0 | 0 | 0 | 0 | 0 | 0 | 0 | 0 | 1 | 0 | 0 | 0 | 0 | 0 | 2 | 0 | 0 | .205 | |
| Mar 12, 2010 | Northern Colorado | * | 5 | 1 | 1 | 0 | 0 | 0 | 0 | 0 | 0 | 1 | 0 | 0 | 0 | 0 | 1 | 0 | 1 | 3 | 0 | .204 | |
| Mar 13, 2010 | Northern Colorado | * | 3 | 1 | 2 | 0 | 0 | 0 | 0 | 1 | 0 | 1 | 0 | 0 | 0 | 0 | 0 | 0 | 1 | 4 | 3 | .231 | |
| Mar 14, 2010 | Northern Colorado | * | 4 | 3 | 1 | 1 | 1 | 0 | 0 | 1 | 0 | 0 | 0 | 0 | 0 | 0 | 0 | 0 | 3 | 1 | 0 | .232 | |
| Mar 16, 2010 | Wichita State | * | 4 | 1 | 2 | 1 | 0 | 0 | 0 | 0 | 0 | 0 | 0 | 0 | 1 | 0 | 0 | 0 | 2 | 2 | 1 | .250 | |
| Mar 17, 2010 | Wichita State | * | 5 | 1 | 2 | 2 | 0 | 0 | 0 | 0 | 0 | 0 | 0 | 0 | 0 | 0 | 0 | 2 | 1 | 3 | 0 | .262 | |
| Mar 19, 2010 | Sacramento State | * | 4 | 0 | 1 | 0 | 1 | 0 | 0 | 0 | 0 | 0 | 0 | 0 | 0 | 0 | 0 | 0 | 1 | 2 | 0 | .261 | |
| Mar 20, 2010 | Sacramento State | * | 3 | 0 | 1 | 0 | 0 | 0 | 0 | 1 | 0 | 0 | 1 | 0 | 1 | 0 | 0 | 0 | 0 | 2 | 0 | .264 | |
| Mar 21, 2010 | Sacramento State | * | 3 | 0 | 0 | 1 | 0 | 0 | 0 | 0 | 0 | 0 | 0 | 0 | 1 | 0 | 0 | 0 | 2 | 3 | 0 | .253 | |
| Mar 23, 2010 | New Mexico | * | 4 | 2 | 2 | 2 | 0 | 0 | 0 | 0 | 0 | 0 | 0 | 0 | 0 | 0 | 0 | 1 | 2 | 6 | 0 | .266 | |
| Mar 24, 2010 | New Mexico | * | 5 | 1 | 1 | 4 | 0 | 0 | 1 | 0 | 0 | 0 | 0 | 0 | 0 | 0 | 1 | 0 | 2 | 0 | 0 | .262 | |
| Mar 26, 2010 | Oregon | * | 4 | 0 | 1 | 1 | 0 | 0 | 0 | 0 | 0 | 1 | 1 | 0 | 0 | 0 | 0 | 1 | 1 | 3 | 0 | .261 | |
| Mar 27, 2010 | Oregon | * | 4 | 0 | 2 | 2 | 0 | 0 | 0 | 0 | 0 | 0 | 0 | 0 | 0 | 0 | 0 | 0 | 3 | 3 | 2 | .272 | |
| Mar 28, 2010 | Oregon | * | 4 | 1 | 1 | 0 | 0 | 0 | 0 | 0 | 0 | 0 | 0 | 0 | 0 | 0 | 0 | 2 | 5 | 7 | 0 | .271 | |
| Apr 01, 2010 | at California | * | 3 | 0 | 1 | 0 | 0 | 0 | 0 | 0 | 0 | 0 | 0 | 0 | 1 | 0 | 0 | 0 | 2 | 2 | 0 | .273 | |
| Apr 03, 2010 | at California-1 | * | 3 | 0 | 2 | 0 | 0 | 0 | 0 | 0 | 0 | 0 | 0 | 0 | 0 | 0 | 0 | 0 | 0 | 4 | 0 | .284 | |
| Apr 03, 2010 | at California-2 | * | 3 | 0 | 1 | 0 | 0 | 0 | 0 | 0 | 0 | 0 | 0 | 0 | 0 | 0 | 0 | 1 | 1 | 4 | 1 | .286 | |
| Apr 09, 2010 | at Washington | * | 3 | 1 | 1 | 0 | 0 | 0 | 0 | 1 | 0 | 0 | 0 | 0 | 0 | 0 | 0 | 0 | 1 | 3 | 0 | .287 | |
| Apr 10, 2010 | at Washington | * | 4 | 0 | 0 | 0 | 0 | 0 | 0 | 0 | 0 | 0 | 0 | 0 | 0 | 0 | 0 | 1 | 0 | 4 | 0 | .277 | |
| Apr 11, 2010 | at Washington | * | 3 | 0 | 0 | 0 | 0 | 0 | 0 | 0 | 0 | 0 | 0 | 0 | 1 | 0 | 0 | 0 | 1 | 7 | 0 | .270 | |
| Apr 12, 2010 | at Gonzaga | * | 4 | 0 | 0 | 0 | 0 | 0 | 0 | 0 | 0 | 0 | 0 | 0 | 0 | 0 | 0 | 0 | 4 | 4 | 1 | .261 | |
| Apr 16, 2010 | Washington State | * | 2 | 1 | 1 | 0 | 1 | 0 | 0 | 0 | 0 | 0 | 0 | 0 | 1 | 0 | 0 | 1 | 1 | 3 | 1 | .264 | |
| Apr 17, 2010 | Washington State | * | 5 | 3 | 3 | 0 | 1 | 0 | 0 | 0 | 0 | 0 | 0 | 0 | 0 | 0 | 1 | 0 | 2 | 5 | 0 | .278 | |
| Apr 18, 2010 | Washington State | * | 5 | 1 | 3 | 0 | 0 | 0 | 0 | 0 | 0 | 0 | 0 | 0 | 0 | 0 | 0 | 0 | 3 | 3 | 0 | .290 | |
| Apr 20, 2010 | at Arizona State | * | 3 | 0 | 0 | 0 | 0 | 0 | 0 | 0 | 0 | 0 | 0 | 0 | 1 | 0 | 0 | 1 | 3 | 7 | 0 | .284 | |
| Apr 23, 2010 | UCLA | * | 3 | 0 | 0 | 1 | 0 | 0 | 0 | 0 | 0 | 0 | 0 | 0 | 0 | 1 | 0 | 1 | 0 | 5 | 0 | .277 | |
| Apr 24, 2010 | UCLA | * | 3 | 0 | 0 | 0 | 0 | 0 | 0 | 0 | 0 | 0 | 0 | 0 | 0 | 0 | 0 | 1 | 0 | 3 | 0 | .271 | |
| Apr 25, 2010 | UCLA | * | 4 | 0 | 3 | 1 | 1 | 0 | 0 | 0 | 0 | 1 | 0 | 0 | 0 | 0 | 0 | 0 | 3 | 2 | 0 | .285 | |
| Apr 30, 2010 | at USC | * | 2 | 0 | 0 | 0 | 0 | 0 | 0 | 1 | 0 | 0 | 0 | 0 | 0 | 0 | 0 | 1 | 4 | 1 | 0 | .281 | |
| May 01, 2010 | at USC | * | 2 | 0 | 1 | 0 | 0 | 0 | 0 | 0 | 0 | 0 | 0 | 0 | 1 | 0 | 0 | 1 | 1 | 4 | 1 | .284 | |
| May 02, 2010 | at USC | * | 3 | 0 | 2 | 2 | 0 | 0 | 0 | 1 | 0 | 0 | 1 | 0 | 0 | 1 | 0 | 0 | 2 | 5 | 0 | .291 | |
| May 04, 2010 | at Arizona State | * | 3 | 0 | 0 | 0 | 0 | 0 | 0 | 0 | 0 | 0 | 0 | 0 | 0 | 0 | 0 | 0 | 1 | 2 | 0 | .286 | |
| May 07, 2010 | CSU Bakersfield | * | 4 | 0 | 2 | 0 | 1 | 0 | 0 | 1 | 0 | 0 | 0 | 0 | 0 | 0 | 0 | 0 | 4 | 4 | 0 | .291 | |
| May 08, 2010 | CSU Bakersfield | * | 5 | 2 | 1 | 1 | 0 | 0 | 0 | 1 | 0 | 0 | 0 | 0 | 0 | 0 | 0 | 1 | 2 | 5 | 0 | .288 | |
| May 09, 2010 | CSU Bakersfield | * | 4 | 1 | 2 | 0 | 1 | 0 | 0 | 0 | 0 | 0 | 0 | 0 | 0 | 0 | 0 | 1 | 1 | 1 | 0 | .293 | |
| May 15, 2010 | Arizona State | * | 3 | 0 | 1 | 0 | 0 | 0 | 0 | 0 | 0 | 0 | 0 | 0 | 0 | 0 | 0 | 0 | 0 | 4 | 0 | .294 | |
| May 16, 2010 | Arizona State | * | 4 | 2 | 2 | 1 | 1 | 0 | 0 | 0 | 0 | 0 | 0 | 0 | 0 | 0 | 0 | 0 | 0 | 1 | 0 | .299 | |
| May 17, 2010 | Arizona State | * | 4 | 0 | 1 | 0 | 0 | 0 | 0 | 0 | 0 | 0 | 0 | 0 | 0 | 0 | 1 | 0 | 3 | 2 | 0 | .298 | |
| May 21, 2010 | Stanford | * | 4 | 0 | 2 | 0 | 0 | 0 | 0 | 0 | 0 | 1 | 0 | 0 | 0 | 0 | 0 | 1 | 6 | 4 | 0 | .302 | |
| May 22, 2010 | Stanford | * | 4 | 0 | 1 | 0 | 0 | 0 | 0 | 0 | 0 | 0 | 0 | 0 | 0 | 0 | 0 | 0 | 3 | 4 | 0 | .301 | |
| May 23, 2010 | Stanford | * | 3 | 1 | 2 | 1 | 0 | 0 | 0 | 0 | 0 | 0 | 0 | 0 | 1 | 0 | 0 | 0 | 2 | 3 | 0 | .307 | |
| May 29, 2010 | at Oregon State | * | 3 | 0 | 1 | 0 | 0 | 0 | 0 | 0 | 0 | 0 | 0 | 0 | 0 | 0 | 0 | 1 | 3 | 2 | 1 | .307 | |
| May 30, 2010 | at Oregon State | * | 4 | 0 | 0 | 0 | 0 | 0 | 0 | 0 | 0 | 0 | 0 | 0 | 0 | 0 | 0 | 0 | 1 | 1 | 0 | .301 | |
| Totals | | | 54 | 196 | 31 | 59 | 29 | 11 | 0 | 1 | 13 | 0 | 5 | 5 | 2 | 11 | 3 | 5 | 25 | 96 | 184 | 15 | .301 |



Seth Mejias-Brean 5

6-2, 198 | Freshman | Infielder | Tucson, Ariz.



Perhaps the team's top overall athlete and an excellent student ... Started 50 of team's 55 games, all at third base except for one start at shortstop ... Defense has improved tremendously over course of season with only two errors in final 16 regular season games.

Arizona Baseball
Individual Game-by-Game for Arizona (as of Jun 01, 2010)

#5 Mejias-Brean, Seth - 55 games (All games)

| Date | Opponent | GS | AB | R | H | RBI | 2B | 3B | HR | BB | IBB | SB | CS | HBP | SAC | SF | GDP | K | PO | A | E | Avq | |
|--------------|---------------------|-----|----|-----|----|-----|----|----|----|----|-----|----|----|-----|-----|----|-----|---|----|----|-----|------|------|
| Feb 19, 2010 | Utah Valley | * | 3 | 1 | 0 | 1 | 0 | 0 | 0 | 1 | 0 | 0 | 0 | 0 | 0 | 0 | 1 | 0 | 0 | 1 | 0 | .000 | |
| Feb 21, 2010 | Utah Valley-1 | * | 3 | 1 | 0 | 1 | 0 | 0 | 0 | 2 | 0 | 0 | 0 | 0 | 0 | 0 | 0 | 1 | 0 | 0 | 0 | .000 | |
| Feb 21, 2010 | Utah Valley-2 | | 0 | 0 | 0 | 0 | 0 | 0 | 0 | 0 | 0 | 0 | 0 | 0 | 0 | 0 | 0 | 0 | 0 | 0 | 0 | .000 | |
| Feb 26, 2010 | Long Beach State | | 1 | 0 | 0 | 0 | 0 | 0 | 0 | 0 | 0 | 0 | 0 | 0 | 0 | 0 | 0 | 1 | 0 | 0 | 0 | .000 | |
| Feb 27, 2010 | Long Beach State | * | 4 | 0 | 1 | 0 | 1 | 0 | 0 | 0 | 0 | 0 | 0 | 0 | 0 | 0 | 0 | 1 | 2 | 0 | 0 | .091 | |
| Mar 02, 2010 | UNLV | * | 2 | 0 | 0 | 0 | 0 | 0 | 0 | 0 | 0 | 0 | 0 | 0 | 0 | 0 | 0 | 0 | 0 | 1 | 0 | .077 | |
| Mar 03, 2010 | UNLV | | 2 | 0 | 1 | 0 | 0 | 0 | 0 | 0 | 0 | 0 | 0 | 1 | 0 | 0 | 0 | 0 | 1 | 2 | 1 | .133 | |
| Mar 05, 2010 | Cal State Fullerton | | 2 | 0 | 1 | 1 | 0 | 0 | 0 | 0 | 0 | 0 | 0 | 0 | 0 | 0 | 0 | 0 | 0 | 0 | 0 | .176 | |
| Mar 06, 2010 | Cal State Fullerton | | 0 | 0 | 0 | 0 | 0 | 0 | 0 | 0 | 0 | 0 | 0 | 0 | 0 | 0 | 0 | 0 | 0 | 0 | 0 | .176 | |
| Mar 07, 2010 | Cal State Fullerton | * | 3 | 0 | 1 | 3 | 0 | 0 | 0 | 0 | 0 | 0 | 0 | 0 | 0 | 1 | 0 | 0 | 0 | 1 | 0 | .200 | |
| Mar 10, 2010 | Saint Joseph's-1 | * 5 | 0 | 2 | 1 | 0 | 0 | 0 | 0 | 0 | 0 | 0 | 0 | 0 | 0 | 0 | 0 | 0 | 1 | 1 | 0 | .240 | |
| Mar 10, 2010 | Saint Joseph's-2 | * 3 | 1 | 2 | 4 | 1 | 0 | 0 | 1 | 0 | 0 | 0 | 0 | 0 | 1 | 0 | 0 | 1 | 1 | 0 | 0 | .286 | |
| Mar 12, 2010 | Northern Colorado | * 4 | 2 | 3 | 1 | 0 | 0 | 0 | 1 | 0 | 0 | 2 | 0 | 0 | 0 | 0 | 0 | 0 | 1 | 1 | 0 | .344 | |
| Mar 13, 2010 | Northern Colorado | * 4 | 0 | 0 | 1 | 0 | 0 | 0 | 0 | 0 | 0 | 0 | 0 | 0 | 0 | 0 | 0 | 2 | 1 | 3 | 0 | .306 | |
| Mar 14, 2010 | Northern Colorado | * 4 | 2 | 2 | 5 | 0 | 0 | 1 | 1 | 0 | 0 | 0 | 1 | 0 | 0 | 0 | 0 | 0 | 0 | 4 | 1 | .325 | |
| Mar 16, 2010 | Wichita State | * 5 | 2 | 3 | 0 | 0 | 1 | 0 | 0 | 0 | 0 | 0 | 0 | 0 | 0 | 0 | 0 | 1 | 0 | 0 | 0 | .356 | |
| Mar 17, 2010 | Wichita State | * 4 | 2 | 1 | 1 | 1 | 0 | 0 | 0 | 1 | 0 | 0 | 0 | 0 | 0 | 0 | 1 | 0 | 0 | 2 | 0 | .347 | |
| Mar 19, 2010 | Sacramento State | * 4 | 0 | 1 | 0 | 0 | 0 | 0 | 0 | 0 | 0 | 0 | 1 | 0 | 0 | 0 | 0 | 1 | 0 | 0 | 0 | .340 | |
| Mar 20, 2010 | Sacramento State | * 5 | 2 | 2 | 1 | 1 | 0 | 0 | 0 | 0 | 0 | 0 | 0 | 0 | 0 | 1 | 0 | 1 | 4 | 0 | 0 | .345 | |
| Mar 21, 2010 | Sacramento State | * 4 | 1 | 3 | 0 | 1 | 1 | 0 | 0 | 0 | 0 | 1 | 0 | 0 | 0 | 0 | 0 | 0 | 1 | 3 | 1 | .371 | |
| Mar 23, 2010 | New Mexico | * 4 | 2 | 2 | 0 | 0 | 0 | 0 | 0 | 0 | 0 | 0 | 0 | 0 | 0 | 0 | 0 | 1 | 0 | 0 | 1 | .379 | |
| Mar 24, 2010 | New Mexico | * 3 | 1 | 1 | 0 | 0 | 0 | 0 | 2 | 0 | 0 | 0 | 0 | 0 | 0 | 0 | 0 | 1 | 0 | 7 | 0 | .377 | |
| Mar 26, 2010 | Oregon | * 3 | 0 | 1 | 1 | 0 | 0 | 0 | 1 | 0 | 0 | 0 | 0 | 0 | 0 | 0 | 0 | 2 | 0 | 1 | 0 | .375 | |
| Mar 27, 2010 | Oregon | * 4 | 0 | 3 | 1 | 0 | 0 | 0 | 0 | 0 | 0 | 1 | 0 | 0 | 0 | 0 | 0 | 1 | 1 | 2 | 1 | .395 | |
| Mar 28, 2010 | Oregon | * 4 | 1 | 3 | 1 | 0 | 0 | 0 | 0 | 0 | 0 | 0 | 0 | 0 | 0 | 0 | 0 | 1 | 0 | 1 | 0 | .412 | |
| Apr 01, 2010 | at California | * 4 | 1 | 2 | 0 | 0 | 0 | 0 | 0 | 0 | 0 | 0 | 0 | 0 | 0 | 0 | 0 | 1 | 1 | 0 | 1 | .417 | |
| Apr 03, 2010 | at California-1 | * 3 | 0 | 0 | 0 | 0 | 0 | 0 | 0 | 0 | 0 | 0 | 0 | 0 | 0 | 0 | 0 | 2 | 1 | 3 | 1 | .402 | |
| Apr 03, 2010 | at California-2 | * 4 | 0 | 1 | 0 | 0 | 0 | 0 | 0 | 0 | 0 | 0 | 0 | 0 | 0 | 0 | 0 | 1 | 1 | 0 | 0 | .396 | |
| Apr 09, 2010 | at Washington | * 4 | 0 | 1 | 0 | 0 | 0 | 0 | 0 | 0 | 0 | 0 | 1 | 0 | 0 | 0 | 0 | 1 | 1 | 1 | 0 | .389 | |
| Apr 10, 2010 | at Washington | * 4 | 0 | 0 | 0 | 0 | 0 | 0 | 0 | 0 | 0 | 0 | 0 | 0 | 0 | 0 | 0 | 1 | 2 | 2 | 0 | .374 | |
| Apr 11, 2010 | at Washington | * 4 | 0 | 1 | 0 | 0 | 0 | 0 | 0 | 0 | 0 | 0 | 0 | 0 | 0 | 0 | 0 | 1 | 2 | 1 | 0 | .369 | |
| Apr 12, 2010 | at Gonzaga | * 4 | 0 | 1 | 2 | 0 | 0 | 0 | 0 | 0 | 0 | 0 | 0 | 0 | 0 | 0 | 0 | 1 | 2 | 4 | 1 | .364 | |
| Apr 16, 2010 | Washington State | * 3 | 0 | 2 | 1 | 0 | 0 | 0 | 0 | 0 | 0 | 0 | 1 | 0 | 0 | 0 | 0 | 0 | 0 | 1 | 0 | .373 | |
| Apr 17, 2010 | Washington State | * 5 | 0 | 2 | 0 | 0 | 0 | 0 | 0 | 0 | 0 | 0 | 1 | 0 | 0 | 0 | 0 | 0 | 3 | 3 | 1 | .374 | |
| Apr 18, 2010 | Washington State | * 4 | 2 | 2 | 0 | 0 | 0 | 0 | 1 | 0 | 0 | 0 | 0 | 0 | 0 | 0 | 0 | 0 | 0 | 4 | 0 | .378 | |
| Apr 20, 2010 | at Arizona State | * 3 | 0 | 0 | 1 | 0 | 0 | 0 | 0 | 0 | 0 | 0 | 0 | 0 | 0 | 1 | 0 | 0 | 1 | 2 | 0 | .369 | |
| Apr 23, 2010 | UCLA | * 4 | 2 | 2 | 0 | 0 | 0 | 0 | 0 | 0 | 0 | 0 | 0 | 0 | 0 | 0 | 0 | 1 | 1 | 4 | 2 | .373 | |
| Apr 24, 2010 | UCLA | * 4 | 0 | 1 | 0 | 0 | 0 | 0 | 0 | 0 | 0 | 0 | 0 | 0 | 0 | 0 | 0 | 2 | 3 | 3 | 1 | .369 | |
| Apr 25, 2010 | UCLA | * 3 | 1 | 1 | 1 | 1 | 0 | 0 | 1 | 0 | 0 | 0 | 0 | 0 | 0 | 0 | 0 | 1 | 0 | 1 | 0 | .368 | |
| Apr 30, 2010 | at USC | * 3 | 0 | 0 | 0 | 0 | 0 | 0 | 0 | 0 | 0 | 0 | 0 | 0 | 0 | 0 | 0 | 2 | 2 | 3 | 2 | .360 | |
| May 01, 2010 | at USC | * 3 | 1 | 0 | 0 | 0 | 0 | 0 | 1 | 0 | 0 | 0 | 0 | 0 | 0 | 0 | 1 | 2 | 0 | 1 | 0 | .353 | |
| May 02, 2010 | at USC | * 3 | 2 | 1 | 1 | 0 | 0 | 0 | 2 | 0 | 0 | 0 | 0 | 0 | 0 | 0 | 0 | 1 | 0 | 5 | 0 | .352 | |
| May 04, 2010 | at Arizona State | * 3 | 0 | 0 | 0 | 0 | 0 | 0 | 0 | 0 | 0 | 0 | 0 | 0 | 0 | 0 | 0 | 1 | 1 | 2 | 0 | .345 | |
| May 07, 2010 | CSU Bakersfield | * 4 | 1 | 0 | 0 | 0 | 0 | 0 | 0 | 0 | 0 | 0 | 0 | 1 | 0 | 0 | 0 | 0 | 0 | 0 | 0 | .336 | |
| May 08, 2010 | CSU Bakersfield | * 6 | 2 | 2 | 1 | 1 | 0 | 0 | 0 | 0 | 0 | 1 | 0 | 0 | 0 | 0 | 1 | 1 | 0 | 1 | 0 | .335 | |
| May 09, 2010 | CSU Bakersfield | * 4 | 0 | 2 | 0 | 0 | 0 | 0 | 0 | 0 | 0 | 0 | 0 | 0 | 0 | 0 | 0 | 0 | 0 | 2 | 1 | .340 | |
| May 15, 2010 | Arizona State | * 4 | 0 | 0 | 0 | 0 | 0 | 0 | 0 | 0 | 0 | 0 | 0 | 0 | 0 | 0 | 0 | 2 | 3 | 3 | 0 | .331 | |
| May 16, 2010 | Arizona State | * 4 | 1 | 1 | 0 | 0 | 0 | 0 | 0 | 0 | 0 | 0 | 0 | 0 | 0 | 0 | 0 | 0 | 1 | 2 | 0 | .329 | |
| May 17, 2010 | Arizona State | * 4 | 0 | 2 | 1 | 0 | 0 | 0 | 0 | 0 | 0 | 0 | 0 | 0 | 0 | 0 | 0 | 1 | 1 | 0 | 0 | .333 | |
| May 21, 2010 | Stanford | * 3 | 0 | 1 | 0 | 0 | 0 | 0 | 1 | 0 | 0 | 1 | 1 | 0 | 0 | 0 | 1 | 0 | 0 | 1 | 0 | .333 | |
| May 22, 2010 | Stanford | * 4 | 0 | 2 | 1 | 1 | 0 | 0 | 0 | 0 | 0 | 0 | 0 | 0 | 0 | 0 | 0 | 0 | 0 | 1 | 0 | .337 | |
| May 23, 2010 | Stanford | * 4 | 0 | 1 | 0 | 0 | 0 | 0 | 0 | 0 | 0 | 0 | 0 | 0 | 0 | 0 | 0 | 0 | 1 | 2 | 0 | .335 | |
| May 28, 2010 | at Oregon State | * 4 | 0 | 0 | 0 | 0 | 0 | 0 | 0 | 0 | 0 | 0 | 0 | 0 | 0 | 0 | 1 | 1 | 2 | 3 | 0 | .328 | |
| May 29, 2010 | at Oregon State | * 2 | 0 | 0 | 0 | 0 | 0 | 0 | 1 | 0 | 0 | 0 | 0 | 0 | 0 | 0 | 0 | 2 | 0 | 5 | 1 | .324 | |
| May 30, 2010 | at Oregon State | * 4 | 0 | 0 | 0 | 0 | 0 | 0 | 0 | 0 | 0 | 0 | 0 | 0 | 0 | 0 | 1 | 1 | 0 | 5 | 0 | .318 | |
| Totals | | | 50 | 192 | 31 | 61 | 32 | 8 | 2 | 1 | 17 | 0 | 5 | 7 | 1 | 1 | 3 | 8 | 39 | 39 | 100 | 16 | .318 |



Jacob Meskin

30

6-2, 205 | Junior | Catcher | Palos Verdes, Calif.




Has been hampered by injuries late in the season ... A solid defensive catcher who gave Jett Bandy a few days off early in the season ... Would also enter as a late-inning defensive player at times.

Arizona Baseball
Individual Game-by-Game for Arizona (as of Jun 01, 2010)

#30 Meskin, Jacob - 20 games (All games)

| Date | Opponent | GS | AB | R | H | RBI | 2B | 3B | HR | BB | IBB | SB | CS | HBP | SAC | SF | GDP | K | PO | A | E | Avg | |
|--------------|-------------------|----|----|----|---|-----|----|----|----|----|-----|----|----|-----|-----|----|-----|---|----|----|---|------|------|
| Feb 21, 2010 | Utah Valley-2 | * | 2 | 1 | 0 | 0 | 0 | 0 | 0 | 1 | 0 | 1 | 0 | 0 | 0 | 0 | 0 | 1 | 6 | 0 | 0 | .000 | |
| Mar 03, 2010 | UNLV | * | 2 | 0 | 0 | 0 | 0 | 0 | 1 | 0 | 0 | 0 | 0 | 0 | 1 | 0 | 0 | 0 | 5 | 0 | 0 | .000 | |
| Mar 10, 2010 | Saint Joseph's-1 | | 1 | 0 | 0 | 0 | 0 | 0 | 0 | 0 | 0 | 0 | 0 | 0 | 0 | 0 | 0 | 0 | 0 | 0 | 0 | .000 | |
| Mar 10, 2010 | Saint Joseph's-2 | * | 4 | 1 | 1 | 1 | 1 | 0 | 0 | 0 | 0 | 0 | 0 | 0 | 0 | 1 | 0 | 1 | 9 | 1 | 0 | .111 | |
| Mar 14, 2010 | Northern Colorado | * | 4 | 1 | 2 | 2 | 0 | 1 | 0 | 1 | 0 | 0 | 0 | 0 | 0 | 0 | 0 | 2 | 11 | 1 | 1 | .231 | |
| Mar 17, 2010 | Wichita State | | 1 | 1 | 1 | 1 | 0 | 0 | 0 | 0 | 0 | 0 | 0 | 0 | 0 | 0 | 0 | 0 | 3 | 1 | 0 | .286 | |
| Mar 19, 2010 | Sacramento State | | 0 | 0 | 0 | 0 | 0 | 0 | 0 | 0 | 0 | 0 | 0 | 0 | 0 | 0 | 0 | 0 | 1 | 0 | 0 | .286 | |
| Mar 21, 2010 | Sacramento State | | 0 | 0 | 0 | 0 | 0 | 0 | 0 | 0 | 0 | 0 | 0 | 0 | 0 | 0 | 0 | 0 | 1 | 0 | 0 | .286 | |
| Mar 23, 2010 | New Mexico | | 0 | 0 | 0 | 0 | 0 | 0 | 0 | 0 | 0 | 0 | 0 | 0 | 0 | 0 | 0 | 0 | 1 | 0 | 0 | .286 | |
| Mar 24, 2010 | New Mexico | * | 4 | 2 | 4 | 0 | 0 | 0 | 0 | 0 | 0 | 2 | 0 | 0 | 0 | 0 | 0 | 0 | 7 | 0 | 0 | .444 | |
| Mar 26, 2010 | Oregon | | 0 | 0 | 0 | 0 | 0 | 0 | 0 | 0 | 0 | 0 | 0 | 0 | 0 | 0 | 0 | 0 | 1 | 1 | 0 | .444 | |
| Mar 27, 2010 | Oregon | | 0 | 1 | 0 | 0 | 0 | 0 | 0 | 1 | 0 | 0 | 0 | 0 | 0 | 0 | 0 | 0 | 2 | 0 | 0 | .444 | |
| Mar 28, 2010 | Oregon | | 0 | 0 | 0 | 0 | 0 | 0 | 0 | 0 | 0 | 0 | 0 | 0 | 0 | 0 | 0 | 0 | 1 | 0 | 0 | .444 | |
| Apr 09, 2010 | at Washington | | 0 | 0 | 0 | 0 | 0 | 0 | 0 | 0 | 0 | 0 | 0 | 0 | 0 | 0 | 0 | 0 | 0 | 0 | 0 | .444 | |
| Apr 12, 2010 | at Gonzaga | * | 3 | 0 | 1 | 0 | 0 | 0 | 0 | 0 | 0 | 0 | 0 | 0 | 0 | 0 | 0 | 0 | 5 | 1 | 0 | .429 | |
| Apr 18, 2010 | Washington State | * | 4 | 0 | 1 | 1 | 0 | 0 | 0 | 0 | 0 | 0 | 0 | 0 | 0 | 0 | 0 | 1 | 3 | 0 | 0 | .400 | |
| Apr 25, 2010 | UCLA | | 0 | 0 | 0 | 0 | 0 | 0 | 0 | 0 | 0 | 0 | 0 | 0 | 0 | 0 | 0 | 0 | 0 | 0 | 0 | .400 | |
| May 04, 2010 | at Arizona State | | 0 | 0 | 0 | 0 | 0 | 0 | 0 | 0 | 0 | 0 | 0 | 0 | 0 | 0 | 0 | 0 | 2 | 0 | 0 | .400 | |
| May 08, 2010 | CSU Bakersfield | | 0 | 0 | 0 | 0 | 0 | 0 | 0 | 1 | 0 | 0 | 0 | 0 | 0 | 0 | 0 | 0 | 3 | 1 | 0 | .400 | |
| May 09, 2010 | CSU Bakersfield | | 1 | 0 | 0 | 0 | 0 | 0 | 0 | 0 | 0 | 0 | 0 | 0 | 0 | 0 | 0 | 0 | 3 | 0 | 0 | .385 | |
| Totals | | | 7 | 26 | 7 | 10 | 5 | 1 | 1 | 0 | 5 | 0 | 3 | 0 | 0 | 1 | 1 | 0 | 5 | 64 | 6 | 1 | .385 |



Robert Refsnyder

22



6-0, 193 | Freshman | OF/INF | Laguna Hills, Calif.

A versatile player that has started games mostly in left field, but also at third base, second base and designated hitter ... Has also played defensively at first base.

Arizona Baseball
Individual Game-by-Game for Arizona (as of Jun 01, 2010)

#22 Refsnyder, Robert - 54 games (All games)

| Date | Opponent | GS | AB | R | H | RBI | 2B | 3B | HR | BB | IBB | SB | CS | HBP | SAC | SF | GDP | K | PO | A | E | Avg | |
|--------------|---------------------|----|----|-----|----|-----|----|----|----|----|-----|----|----|-----|-----|----|-----|---|----|----|----|------|-------|
| Feb 19, 2010 | Utah Valley | | 1 | 0 | 1 | 1 | 0 | 0 | 0 | 0 | 0 | 0 | 0 | 0 | 0 | 0 | 0 | 0 | 0 | 0 | 0 | 0 | 1.000 |
| Feb 21, 2010 | Utah Valley-1 | * | 4 | 2 | 1 | 1 | 0 | 0 | 0 | 1 | 0 | 0 | 0 | 1 | 0 | 0 | 0 | 0 | 0 | 0 | 0 | 0 | .400 |
| Feb 21, 2010 | Utah Valley-2 | * | 4 | 1 | 1 | 1 | 0 | 0 | 0 | 0 | 0 | 1 | 0 | 0 | 0 | 0 | 0 | 0 | 0 | 1 | 0 | 0 | .333 |
| Feb 26, 2010 | Long Beach State | * | 4 | 2 | 2 | 1 | 0 | 0 | 0 | 0 | 0 | 0 | 0 | 0 | 0 | 0 | 0 | 1 | 2 | 0 | 0 | .385 | |
| Feb 27, 2010 | Long Beach State | * | 4 | 1 | 2 | 1 | 0 | 0 | 0 | 0 | 0 | 0 | 0 | 0 | 0 | 1 | 0 | 0 | 3 | 1 | 2 | .412 | |
| Mar 02, 2010 | UNLV | * | 5 | 2 | 3 | 1 | 0 | 0 | 0 | 0 | 0 | 0 | 0 | 0 | 0 | 0 | 0 | 0 | 2 | 0 | 0 | .455 | |
| Mar 03, 2010 | UNLV | * | 4 | 0 | 1 | 0 | 0 | 0 | 0 | 1 | 0 | 0 | 0 | 0 | 1 | 0 | 1 | 0 | 4 | 0 | 0 | .423 | |
| Mar 05, 2010 | Cal State Fullerton | * | 5 | 0 | 0 | 0 | 0 | 0 | 0 | 0 | 0 | 0 | 0 | 0 | 0 | 0 | 0 | 2 | 2 | 1 | 0 | .355 | |
| Mar 06, 2010 | Cal State Fullerton | * | 2 | 0 | 0 | 0 | 0 | 0 | 0 | 0 | 0 | 0 | 0 | 2 | 0 | 0 | 0 | 0 | 1 | 1 | 2 | .333 | |
| Mar 07, 2010 | Cal State Fullerton | * | 2 | 0 | 0 | 2 | 0 | 0 | 0 | 0 | 0 | 0 | 0 | 1 | 1 | 0 | 0 | 0 | 1 | 0 | 0 | .314 | |
| Mar 10, 2010 | Saint Joseph's-1 | * | 5 | 1 | 3 | 1 | 1 | 0 | 0 | 0 | 0 | 0 | 0 | 0 | 0 | 0 | 0 | 1 | 0 | 0 | 0 | .350 | |
| Mar 12, 2010 | Northern Colorado | * | 3 | 2 | 2 | 1 | 1 | 0 | 0 | 1 | 0 | 0 | 0 | 1 | 0 | 0 | 0 | 0 | 1 | 0 | 0 | .372 | |
| Mar 13, 2010 | Northern Colorado | * | 5 | 1 | 3 | 0 | 1 | 0 | 0 | 0 | 0 | 0 | 0 | 0 | 0 | 0 | 0 | 0 | 0 | 0 | 0 | .396 | |
| Mar 14, 2010 | Northern Colorado | * | 4 | 4 | 3 | 1 | 0 | 0 | 0 | 1 | 0 | 2 | 0 | 0 | 0 | 1 | 0 | 0 | 3 | 0 | 0 | .423 | |
| Mar 16, 2010 | Wichita State | * | 4 | 0 | 1 | 1 | 0 | 1 | 0 | 0 | 0 | 0 | 0 | 1 | 0 | 0 | 0 | 1 | 0 | 0 | 0 | .411 | |
| Mar 17, 2010 | Wichita State | * | 6 | 2 | 5 | 7 | 1 | 1 | 0 | 0 | 0 | 0 | 0 | 0 | 0 | 0 | 0 | 0 | 0 | 0 | 0 | .452 | |
| Mar 19, 2010 | Sacramento State | * | 4 | 0 | 2 | 0 | 0 | 0 | 0 | 0 | 0 | 0 | 0 | 0 | 0 | 0 | 0 | 0 | 2 | 0 | 0 | .455 | |
| Mar 20, 2010 | Sacramento State | * | 3 | 0 | 1 | 0 | 0 | 0 | 0 | 1 | 0 | 1 | 0 | 1 | 0 | 0 | 0 | 0 | 3 | 0 | 0 | .449 | |
| Mar 21, 2010 | Sacramento State | * | 3 | 0 | 2 | 2 | 0 | 0 | 0 | 1 | 0 | 0 | 0 | 0 | 1 | 0 | 0 | 0 | 2 | 0 | 0 | .458 | |
| Mar 23, 2010 | New Mexico | * | 4 | 1 | 1 | 0 | 0 | 0 | 0 | 0 | 0 | 0 | 0 | 0 | 0 | 0 | 0 | 0 | 1 | 0 | 0 | .447 | |
| Mar 24, 2010 | New Mexico | * | 4 | 1 | 4 | 2 | 1 | 0 | 0 | 0 | 0 | 1 | 1 | 1 | 0 | 0 | 0 | 0 | 1 | 0 | 0 | .475 | |
| Mar 26, 2010 | Oregon | * | 3 | 0 | 1 | 2 | 0 | 0 | 0 | 0 | 0 | 0 | 0 | 0 | 1 | 0 | 0 | 1 | 0 | 0 | 1 | .470 | |
| Mar 27, 2010 | Oregon | * | 4 | 2 | 0 | 0 | 0 | 0 | 0 | 1 | 0 | 0 | 0 | 0 | 0 | 0 | 0 | 2 | 0 | 0 | 0 | .448 | |
| Mar 28, 2010 | Oregon | * | 5 | 0 | 1 | 0 | 0 | 0 | 0 | 0 | 0 | 0 | 0 | 0 | 0 | 0 | 0 | 2 | 0 | 0 | 0 | .435 | |
| Apr 01, 2010 | at California | * | 4 | 0 | 3 | 0 | 0 | 0 | 0 | 0 | 0 | 0 | 0 | 0 | 0 | 0 | 0 | 0 | 2 | 0 | 0 | .448 | |
| Apr 03, 2010 | at California-1 | * | 4 | 0 | 0 | 0 | 0 | 0 | 0 | 0 | 0 | 0 | 0 | 0 | 0 | 0 | 0 | 1 | 0 | 2 | 0 | .430 | |
| Apr 03, 2010 | at California-2 | * | 4 | 1 | 1 | 0 | 0 | 0 | 0 | 0 | 0 | 0 | 0 | 0 | 0 | 0 | 0 | 0 | 3 | 0 | 0 | .423 | |
| Apr 09, 2010 | at Washington | * | 3 | 1 | 1 | 1 | 0 | 0 | 1 | 1 | 1 | 0 | 0 | 1 | 0 | 0 | 0 | 0 | 4 | 0 | 0 | .421 | |
| Apr 10, 2010 | at Washington | * | 4 | 0 | 1 | 0 | 1 | 0 | 0 | 0 | 0 | 0 | 0 | 0 | 0 | 0 | 0 | 0 | 1 | 2 | 0 | .414 | |
| Apr 11, 2010 | at Washington | * | 5 | 1 | 1 | 2 | 0 | 0 | 1 | 0 | 0 | 0 | 0 | 0 | 0 | 0 | 0 | 0 | 2 | 3 | 0 | .405 | |
| Apr 12, 2010 | at Gonzaga | * | 4 | 0 | 1 | 0 | 0 | 0 | 0 | 0 | 0 | 0 | 0 | 0 | 0 | 0 | 0 | 1 | 0 | 3 | 0 | .400 | |
| Apr 16, 2010 | Washington State | * | 4 | 1 | 2 | 2 | 1 | 0 | 0 | 0 | 0 | 0 | 1 | 0 | 0 | 0 | 0 | 0 | 1 | 1 | 0 | .403 | |
| Apr 17, 2010 | Washington State | * | 3 | 0 | 2 | 2 | 1 | 0 | 0 | 2 | 0 | 0 | 0 | 0 | 0 | 0 | 0 | 0 | 1 | 3 | 0 | .409 | |
| Apr 18, 2010 | Washington State | * | 5 | 1 | 2 | 0 | 0 | 0 | 0 | 0 | 0 | 0 | 0 | 0 | 0 | 0 | 0 | 0 | 2 | 4 | 1 | .409 | |
| Apr 20, 2010 | at Arizona State | * | 4 | 1 | 3 | 2 | 0 | 0 | 0 | 0 | 0 | 1 | 0 | 0 | 0 | 0 | 0 | 1 | 1 | 5 | 0 | .419 | |
| Apr 23, 2010 | UCLA | * | 4 | 0 | 1 | 0 | 0 | 0 | 0 | 0 | 0 | 0 | 0 | 0 | 0 | 0 | 0 | 1 | 3 | 1 | 0 | .414 | |
| Apr 24, 2010 | UCLA | * | 4 | 0 | 0 | 0 | 0 | 0 | 0 | 0 | 0 | 0 | 0 | 0 | 0 | 0 | 0 | 2 | 1 | 5 | 1 | .403 | |
| Apr 25, 2010 | UCLA | * | 3 | 1 | 1 | 0 | 0 | 0 | 0 | 1 | 0 | 0 | 1 | 0 | 0 | 0 | 0 | 0 | 1 | 3 | 0 | .401 | |
| Apr 30, 2010 | at USC | * | 4 | 0 | 1 | 0 | 0 | 0 | 0 | 0 | 0 | 0 | 0 | 0 | 0 | 0 | 0 | 1 | 2 | 0 | 1 | .397 | |
| May 01, 2010 | at USC | * | 4 | 1 | 2 | 0 | 0 | 0 | 0 | 0 | 0 | 0 | 0 | 0 | 0 | 0 | 0 | 0 | 2 | 5 | 0 | .400 | |
| May 02, 2010 | at USC | * | 5 | 1 | 2 | 1 | 0 | 0 | 0 | 0 | 0 | 0 | 0 | 0 | 0 | 0 | 0 | 0 | 0 | 2 | 0 | .400 | |
| May 04, 2010 | at Arizona State | * | 3 | 0 | 0 | 0 | 0 | 0 | 0 | 0 | 0 | 0 | 0 | 0 | 0 | 0 | 0 | 1 | 1 | 4 | 1 | .393 | |
| May 07, 2010 | CSU Bakersfield | * | 5 | 0 | 0 | 0 | 0 | 0 | 0 | 0 | 0 | 0 | 0 | 0 | 0 | 1 | 0 | 0 | 3 | 3 | 1 | .381 | |
| May 08, 2010 | CSU Bakersfield | * | 6 | 1 | 3 | 1 | 0 | 0 | 0 | 0 | 0 | 0 | 0 | 0 | 0 | 0 | 0 | 2 | 2 | 3 | 0 | .385 | |
| May 09, 2010 | CSU Bakersfield | * | 4 | 0 | 1 | 1 | 1 | 0 | 0 | 0 | 0 | 0 | 0 | 0 | 0 | 0 | 0 | 0 | 2 | 2 | 0 | .382 | |
| May 15, 2010 | Arizona State | * | 4 | 1 | 2 | 1 | 0 | 1 | 0 | 0 | 0 | 0 | 0 | 0 | 0 | 0 | 0 | 1 | 0 | 1 | 0 | .385 | |
| May 16, 2010 | Arizona State | * | 5 | 0 | 0 | 1 | 0 | 0 | 0 | 0 | 0 | 0 | 0 | 0 | 0 | 0 | 0 | 2 | 2 | 0 | 0 | .374 | |
| May 17, 2010 | Arizona State | * | 1 | 1 | 0 | 0 | 0 | 0 | 0 | 2 | 0 | 0 | 0 | 1 | 0 | 0 | 0 | 1 | 1 | 0 | 1 | .372 | |
| May 21, 2010 | Stanford | * | 4 | 0 | 1 | 0 | 0 | 0 | 0 | 0 | 0 | 0 | 0 | 0 | 0 | 0 | 0 | 1 | 0 | 0 | 0 | .370 | |
| May 22, 2010 | Stanford | * | 3 | 0 | 0 | 0 | 0 | 0 | 0 | 0 | 0 | 0 | 0 | 1 | 0 | 0 | 0 | 1 | 0 | 0 | 0 | .364 | |
| May 23, 2010 | Stanford | * | 5 | 0 | 0 | 0 | 0 | 0 | 0 | 0 | 0 | 0 | 0 | 0 | 0 | 0 | 0 | 1 | 0 | 0 | 0 | .355 | |
| May 28, 2010 | at Oregon State | * | 3 | 0 | 0 | 1 | 0 | 0 | 0 | 0 | 0 | 0 | 0 | 0 | 1 | 0 | 1 | 0 | 0 | 0 | 0 | .350 | |
| May 29, 2010 | at Oregon State | * | 1 | 0 | 0 | 0 | 0 | 0 | 0 | 0 | 0 | 0 | 0 | 0 | 0 | 0 | 0 | 0 | 1 | 0 | 0 | .348 | |
| May 30, 2010 | at Oregon State | * | 4 | 0 | 0 | 0 | 0 | 0 | 0 | 0 | 0 | 0 | 0 | 0 | 0 | 0 | 1 | 2 | 2 | 0 | 0 | .341 | |
| Totals | | | 52 | 208 | 34 | 71 | 40 | 9 | 3 | 2 | 13 | 1 | 6 | 3 | 9 | 5 | 2 | 5 | 30 | 69 | 55 | 11 | .341 |



Joey Rickard

35



6-1, 171 | Freshman | Outfield | Las Vegas, Nev.

Has started 54 of team's 55 games, including 53 in centerfield and one in left field ... Patrolled the spacious Kindall Field/Sancet Stadium outfield like a veteran despite being a true freshman ... Tied for team-lead in home runs despite batting lead off in 42 games this season ... No. 7 in the Pac-10 with 49 RBI and No. 9 in total bases with 112.

Arizona Baseball
Individual Game-by-Game for Arizona (as of Jun 01, 2010)

#35 Rickard, Joey - 55 games (All games)

| Date | Opponent | GS | AB | R | H | RBI | 2B | 3B | HR | BB | IBB | SB | CS | HBP | SAC | SF | GDP | K | PO | A | E | Avg | |
|--------------|---------------------|----|----|-----|----|-----|----|----|----|----|-----|----|----|-----|-----|----|-----|---|----|-----|---|------|------|
| Feb 19, 2010 | Utah Valley | * | 4 | 1 | 2 | 0 | 0 | 0 | 0 | 0 | 0 | 1 | 0 | 0 | 0 | 0 | 0 | 2 | 1 | 0 | 0 | .500 | |
| Feb 21, 2010 | Utah Valley-1 | * | 5 | 2 | 4 | 4 | 1 | 0 | 1 | 0 | 0 | 1 | 0 | 0 | 0 | 0 | 0 | 0 | 1 | 0 | 0 | .667 | |
| Feb 21, 2010 | Utah Valley-2 | * | 3 | 0 | 1 | 0 | 0 | 0 | 0 | 0 | 0 | 1 | 0 | 1 | 0 | 0 | 0 | 0 | 2 | 0 | 0 | .583 | |
| Feb 26, 2010 | Long Beach State | * | 4 | 0 | 1 | 2 | 0 | 1 | 0 | 0 | 0 | 0 | 0 | 0 | 1 | 0 | 0 | 1 | 0 | 1 | 0 | .500 | |
| Feb 27, 2010 | Long Beach State | * | 4 | 0 | 0 | 0 | 0 | 0 | 0 | 0 | 0 | 0 | 0 | 0 | 0 | 0 | 0 | 0 | 1 | 0 | 0 | .400 | |
| Mar 02, 2010 | UNLV | * | 5 | 2 | 2 | 3 | 0 | 0 | 1 | 0 | 0 | 0 | 0 | 0 | 0 | 0 | 0 | 1 | 4 | 0 | 0 | .400 | |
| Mar 03, 2010 | UNLV | * | 5 | 0 | 1 | 2 | 0 | 0 | 0 | 1 | 0 | 1 | 0 | 0 | 0 | 0 | 0 | 1 | 1 | 0 | 0 | .367 | |
| Mar 05, 2010 | Cal State Fullerton | * | 3 | 1 | 1 | 0 | 0 | 0 | 0 | 0 | 0 | 0 | 0 | 1 | 1 | 0 | 0 | 0 | 0 | 0 | 0 | .364 | |
| Mar 06, 2010 | Cal State Fullerton | * | 4 | 0 | 0 | 0 | 0 | 0 | 0 | 0 | 0 | 0 | 0 | 0 | 0 | 0 | 0 | 2 | 1 | 0 | 0 | .324 | |
| Mar 07, 2010 | Cal State Fullerton | * | 5 | 1 | 2 | 0 | 0 | 0 | 0 | 0 | 0 | 0 | 1 | 0 | 0 | 0 | 0 | 1 | 2 | 0 | 1 | .333 | |
| Mar 10, 2010 | Saint Joseph's-1 | * | 4 | 3 | 1 | 1 | 0 | 0 | 0 | 1 | 0 | 2 | 0 | 1 | 0 | 0 | 0 | 1 | 2 | 0 | 0 | .326 | |
| Mar 10, 2010 | Saint Joseph's-2 | * | 3 | 1 | 2 | 1 | 0 | 0 | 0 | 1 | 0 | 1 | 0 | 1 | 0 | 0 | 0 | 0 | 3 | 0 | 0 | .347 | |
| Mar 12, 2010 | Northern Colorado | * | 5 | 0 | 4 | 4 | 1 | 0 | 0 | 0 | 0 | 0 | 0 | 0 | 0 | 0 | 0 | 0 | 3 | 0 | 0 | .389 | |
| Mar 13, 2010 | Northern Colorado | * | 3 | 2 | 2 | 0 | 0 | 0 | 0 | 2 | 0 | 1 | 0 | 0 | 0 | 0 | 0 | 1 | 3 | 0 | 0 | .404 | |
| Mar 14, 2010 | Northern Colorado | * | 4 | 0 | 2 | 3 | 1 | 0 | 0 | 1 | 0 | 1 | 0 | 0 | 0 | 0 | 0 | 0 | 2 | 0 | 0 | .410 | |
| Mar 16, 2010 | Wichita State | * | 5 | 3 | 3 | 1 | 0 | 1 | 0 | 0 | 0 | 1 | 1 | 0 | 0 | 0 | 0 | 0 | 3 | 0 | 0 | .424 | |
| Mar 17, 2010 | Wichita State | * | 6 | 2 | 0 | 1 | 0 | 0 | 0 | 0 | 0 | 0 | 0 | 0 | 0 | 0 | 0 | 2 | 4 | 0 | 0 | .389 | |
| Mar 19, 2010 | Sacramento State | * | 5 | 2 | 3 | 2 | 0 | 0 | 1 | 0 | 0 | 1 | 0 | 0 | 0 | 0 | 0 | 0 | 6 | 0 | 0 | .403 | |
| Mar 20, 2010 | Sacramento State | * | 6 | 1 | 2 | 2 | 0 | 0 | 0 | 0 | 0 | 0 | 0 | 0 | 0 | 0 | 0 | 0 | 2 | 0 | 0 | .398 | |
| Mar 21, 2010 | Sacramento State | * | 5 | 1 | 1 | 0 | 1 | 0 | 0 | 0 | 0 | 0 | 0 | 0 | 0 | 0 | 0 | 1 | 0 | 0 | 0 | .386 | |
| Mar 23, 2010 | New Mexico | * | 5 | 2 | 3 | 5 | 0 | 0 | 1 | 0 | 0 | 0 | 1 | 0 | 0 | 0 | 0 | 0 | 3 | 0 | 0 | .398 | |
| Mar 24, 2010 | New Mexico | * | 5 | 2 | 2 | 2 | 1 | 0 | 0 | 0 | 0 | 0 | 0 | 0 | 0 | 0 | 0 | 0 | 2 | 0 | 0 | .398 | |
| Mar 26, 2010 | Oregon | * | 2 | 0 | 0 | 0 | 0 | 0 | 0 | 1 | 0 | 0 | 0 | 1 | 1 | 0 | 0 | 0 | 0 | 0 | 0 | .390 | |
| Mar 27, 2010 | Oregon | * | 4 | 0 | 2 | 0 | 0 | 0 | 0 | 1 | 0 | 0 | 0 | 0 | 0 | 0 | 0 | 0 | 1 | 1 | 0 | .394 | |
| Mar 28, 2010 | Oregon | * | 5 | 1 | 2 | 1 | 0 | 0 | 0 | 0 | 0 | 1 | 0 | 0 | 0 | 0 | 0 | 0 | 4 | 0 | 0 | .394 | |
| Apr 01, 2010 | at California | * | 5 | 0 | 1 | 0 | 0 | 0 | 0 | 0 | 0 | 1 | 0 | 0 | 0 | 0 | 0 | 1 | 2 | 0 | 0 | .386 | |
| Apr 03, 2010 | at California-1 | * | 4 | 0 | 0 | 0 | 0 | 0 | 0 | 0 | 0 | 0 | 0 | 0 | 0 | 0 | 0 | 1 | 1 | 0 | 0 | .373 | |
| Apr 03, 2010 | at California-2 | * | 2 | 0 | 0 | 0 | 0 | 0 | 0 | 1 | 0 | 0 | 2 | 1 | 0 | 0 | 0 | 0 | 3 | 1 | 0 | .367 | |
| Apr 09, 2010 | at Washington | * | 3 | 0 | 1 | 0 | 0 | 0 | 0 | 1 | 0 | 0 | 0 | 0 | 1 | 0 | 0 | 0 | 0 | 0 | 0 | .366 | |
| Apr 10, 2010 | at Washington | * | 4 | 0 | 0 | 0 | 0 | 0 | 0 | 0 | 0 | 0 | 0 | 0 | 0 | 0 | 0 | 1 | 2 | 0 | 0 | .354 | |
| Apr 11, 2010 | at Washington | * | 5 | 1 | 1 | 1 | 0 | 0 | 1 | 0 | 0 | 0 | 0 | 0 | 0 | 0 | 0 | 1 | 3 | 0 | 0 | .348 | |
| Apr 12, 2010 | at Gonzaga | * | 4 | 0 | 0 | 0 | 0 | 0 | 0 | 0 | 0 | 0 | 0 | 0 | 0 | 0 | 0 | 0 | 3 | 0 | 0 | .338 | |
| Apr 16, 2010 | Washington State | * | 3 | 1 | 1 | 0 | 1 | 0 | 0 | 0 | 0 | 0 | 0 | 0 | 1 | 0 | 0 | 0 | 1 | 0 | 1 | .338 | |
| Apr 17, 2010 | Washington State | * | 5 | 4 | 2 | 1 | 1 | 1 | 0 | 0 | 0 | 0 | 0 | 1 | 0 | 0 | 0 | 0 | 2 | 0 | 0 | .340 | |
| Apr 18, 2010 | Washington State | * | 5 | 1 | 2 | 2 | 0 | 0 | 0 | 1 | 0 | 0 | 1 | 0 | 0 | 0 | 1 | 0 | 4 | 0 | 0 | .342 | |
| Apr 20, 2010 | at Arizona State | * | 5 | 0 | 1 | 0 | 0 | 0 | 0 | 0 | 0 | 0 | 0 | 0 | 0 | 0 | 0 | 1 | 1 | 0 | 0 | .338 | |
| Apr 23, 2010 | UCLA | * | 5 | 0 | 0 | 0 | 0 | 0 | 0 | 0 | 0 | 0 | 0 | 0 | 0 | 0 | 0 | 2 | 0 | 0 | 0 | .327 | |
| Apr 24, 2010 | UCLA | * | 4 | 0 | 0 | 0 | 0 | 0 | 0 | 0 | 0 | 0 | 0 | 1 | 0 | 0 | 0 | 2 | 0 | 1 | 0 | .319 | |
| Apr 25, 2010 | UCLA | * | 3 | 1 | 1 | 0 | 1 | 0 | 0 | 0 | 0 | 0 | 0 | 0 | 1 | 0 | 0 | 1 | 2 | 0 | 0 | .319 | |
| Apr 30, 2010 | at USC | * | 3 | 0 | 0 | 0 | 0 | 0 | 0 | 1 | 0 | 0 | 0 | 0 | 0 | 0 | 0 | 1 | 2 | 0 | 0 | .314 | |
| May 01, 2010 | at USC | * | 5 | 1 | 3 | 1 | 0 | 0 | 0 | 0 | 0 | 0 | 1 | 0 | 0 | 0 | 0 | 1 | 0 | 0 | 0 | .322 | |
| May 02, 2010 | at USC | * | 3 | 0 | 0 | 0 | 0 | 0 | 0 | 0 | 0 | 0 | 0 | 0 | 0 | 0 | 0 | 0 | 1 | 0 | 0 | .316 | |
| May 04, 2010 | at Arizona State | * | 1 | 0 | 0 | 0 | 0 | 0 | 0 | 0 | 0 | 0 | 0 | 0 | 0 | 0 | 0 | 1 | 1 | 0 | 0 | .315 | |
| May 07, 2010 | CSU Bakersfield | * | 3 | 1 | 1 | 0 | 0 | 0 | 0 | 1 | 0 | 0 | 0 | 1 | 0 | 0 | 0 | 1 | 2 | 0 | 0 | .315 | |
| May 08, 2010 | CSU Bakersfield | * | 7 | 2 | 5 | 2 | 0 | 0 | 0 | 0 | 0 | 0 | 0 | 0 | 0 | 0 | 0 | 0 | 1 | 0 | 0 | .330 | |
| May 09, 2010 | CSU Bakersfield | * | 4 | 2 | 3 | 2 | 0 | 0 | 1 | 1 | 0 | 0 | 0 | 0 | 0 | 0 | 0 | 3 | 0 | 1 | 0 | .339 | |
| May 15, 2010 | Arizona State | * | 5 | 1 | 2 | 0 | 0 | 0 | 0 | 0 | 0 | 0 | 0 | 0 | 0 | 0 | 0 | 2 | 3 | 0 | 0 | .340 | |
| May 16, 2010 | Arizona State | * | 5 | 2 | 1 | 3 | 0 | 0 | 1 | 0 | 0 | 0 | 0 | 0 | 0 | 0 | 0 | 1 | 0 | 1 | 0 | .337 | |
| May 17, 2010 | Arizona State | * | 3 | 0 | 0 | 0 | 0 | 0 | 0 | 0 | 0 | 0 | 1 | 1 | 0 | 0 | 0 | 1 | 4 | 0 | 0 | .332 | |
| May 21, 2010 | Stanford | * | 5 | 1 | 2 | 1 | 0 | 0 | 1 | 0 | 0 | 0 | 0 | 0 | 0 | 0 | 0 | 0 | 0 | 0 | 0 | .333 | |
| May 22, 2010 | Stanford | * | 4 | 1 | 0 | 0 | 0 | 0 | 0 | 1 | 0 | 0 | 0 | 0 | 0 | 0 | 0 | 0 | 4 | 0 | 1 | .327 | |
| May 23, 2010 | Stanford | * | 5 | 0 | 1 | 1 | 0 | 0 | 0 | 0 | 0 | 0 | 0 | 0 | 0 | 0 | 0 | 1 | 3 | 0 | 0 | .324 | |
| May 28, 2010 | at Oregon State | * | 4 | 1 | 1 | 1 | 0 | 1 | 0 | 0 | 0 | 0 | 0 | 0 | 0 | 0 | 0 | 0 | 2 | 0 | 0 | .323 | |
| May 29, 2010 | at Oregon State | * | 4 | 0 | 0 | 0 | 0 | 0 | 0 | 0 | 0 | 0 | 0 | 0 | 0 | 0 | 0 | 3 | 2 | 0 | 0 | .317 | |
| May 30, 2010 | at Oregon State | * | 4 | 0 | 0 | 0 | 0 | 0 | 0 | 0 | 0 | 0 | 0 | 0 | 0 | 0 | 0 | 2 | 5 | 0 | 1 | .312 | |
| Totals | | | 54 | 231 | 47 | 72 | 49 | 8 | 4 | 8 | 15 | 0 | 13 | 8 | 10 | 6 | 0 | 1 | 36 | 109 | 4 | 6 | .312 |



Bobby Rinard

4




6-0, 171 | Junior | Outfielder | Prescott, Ariz.

A right-hand hitting outfielder that has 16 starts in left field and seven at designated hitter ... In games he does not start, he offers a right-handed bat off the bench and a defensive presence to move into left field ... Good speed and is 11-for-11 in stolen base attempts.

Arizona Baseball
Individual Game-by-Game for Arizona (as of Jun 01, 2010)

#4 Rinard, Bobby - 33 games (All games)

| Date | Opponent | GS | AB | R | H | RBI | 2B | 3B | HR | BB | IBB | SB | CS | HBP | SAC | SF | GDP | K | PO | A | E | Avg | |
|--------------|---------------------|----|----|----|----|-----|----|----|----|----|-----|----|----|-----|-----|----|-----|---|----|----|---|------|------|
| Feb 21, 2010 | Utah Valley-1 | | 1 | 0 | 0 | 0 | 0 | 0 | 0 | 0 | 0 | 0 | 0 | 0 | 0 | 0 | 0 | 0 | 1 | 0 | 0 | .000 | |
| Feb 26, 2010 | Long Beach State | | 2 | 0 | 1 | 0 | 0 | 0 | 0 | 0 | 0 | 0 | 0 | 0 | 0 | 0 | 0 | 0 | 0 | 0 | 0 | .333 | |
| Mar 03, 2010 | UNLV | * | 2 | 1 | 1 | 0 | 1 | 0 | 0 | 1 | 0 | 1 | 0 | 0 | 0 | 0 | 0 | 0 | 1 | 0 | 0 | .400 | |
| Mar 05, 2010 | Cal State Fullerton | * | 3 | 1 | 1 | 1 | 1 | 0 | 0 | 1 | 0 | 1 | 0 | 0 | 0 | 0 | 0 | 1 | 1 | 0 | 1 | .375 | |
| Mar 06, 2010 | Cal State Fullerton | * | 4 | 0 | 0 | 0 | 0 | 0 | 0 | 0 | 0 | 0 | 0 | 0 | 0 | 0 | 0 | 2 | 1 | 0 | 0 | .250 | |
| Mar 10, 2010 | Saint Joseph's-2 | * | 6 | 2 | 3 | 1 | 1 | 0 | 0 | 0 | 0 | 0 | 0 | 0 | 0 | 0 | 0 | 0 | 2 | 0 | 0 | .333 | |
| Mar 12, 2010 | Northern Colorado | * | 5 | 1 | 2 | 2 | 0 | 0 | 0 | 0 | 0 | 1 | 0 | 0 | 0 | 0 | 0 | 0 | 0 | 0 | 0 | .348 | |
| Mar 14, 2010 | Northern Colorado | | 0 | 0 | 0 | 1 | 0 | 0 | 0 | 0 | 0 | 0 | 0 | 0 | 0 | 1 | 0 | 0 | 2 | 0 | 0 | .348 | |
| Mar 16, 2010 | Wichita State | * | 3 | 0 | 1 | 1 | 0 | 0 | 0 | 1 | 0 | 0 | 0 | 0 | 0 | 0 | 0 | 0 | 0 | 0 | 0 | .346 | |
| Mar 19, 2010 | Sacramento State | * | 3 | 0 | 1 | 1 | 0 | 0 | 0 | 0 | 0 | 0 | 0 | 0 | 1 | 0 | 0 | 0 | 0 | 0 | 0 | .345 | |
| Mar 26, 2010 | Oregon | * | 2 | 1 | 1 | 1 | 1 | 0 | 0 | 0 | 0 | 0 | 0 | 0 | 0 | 0 | 0 | 1 | 0 | 0 | 0 | .355 | |
| Mar 28, 2010 | Oregon | | 2 | 0 | 0 | 0 | 0 | 0 | 0 | 0 | 0 | 0 | 0 | 0 | 0 | 0 | 0 | 1 | 0 | 0 | 0 | .333 | |
| Apr 03, 2010 | at California-1 | * | 3 | 0 | 1 | 0 | 0 | 0 | 0 | 0 | 0 | 1 | 0 | 0 | 0 | 0 | 0 | 0 | 0 | 0 | 0 | .333 | |
| Apr 03, 2010 | at California-2 | * | 4 | 1 | 2 | 1 | 1 | 0 | 0 | 0 | 0 | 0 | 0 | 0 | 0 | 0 | 0 | 0 | 1 | 0 | 0 | .350 | |
| Apr 09, 2010 | at Washington | * | 3 | 1 | 1 | 0 | 1 | 0 | 0 | 0 | 0 | 1 | 0 | 0 | 0 | 0 | 0 | 0 | 0 | 0 | 0 | .349 | |
| Apr 11, 2010 | at Washington | * | 4 | 0 | 1 | 1 | 0 | 0 | 0 | 0 | 0 | 0 | 0 | 0 | 0 | 0 | 0 | 0 | 2 | 0 | 0 | .340 | |
| Apr 12, 2010 | at Gonzaga | * | 4 | 1 | 3 | 1 | 0 | 0 | 0 | 0 | 0 | 2 | 0 | 0 | 0 | 0 | 0 | 0 | 0 | 0 | 0 | .373 | |
| Apr 16, 2010 | Washington State | * | 2 | 0 | 0 | 0 | 0 | 0 | 0 | 0 | 0 | 0 | 0 | 0 | 1 | 0 | 0 | 0 | 0 | 0 | 0 | .358 | |
| Apr 17, 2010 | Washington State | * | 5 | 0 | 0 | 0 | 0 | 0 | 0 | 0 | 0 | 0 | 0 | 0 | 0 | 0 | 1 | 1 | 1 | 0 | 0 | .328 | |
| Apr 18, 2010 | Washington State | * | 4 | 1 | 1 | 1 | 0 | 0 | 0 | 0 | 0 | 0 | 0 | 0 | 1 | 0 | 0 | 1 | 2 | 0 | 0 | .323 | |
| Apr 20, 2010 | at Arizona State | | 0 | 0 | 0 | 0 | 0 | 0 | 0 | 0 | 0 | 0 | 0 | 0 | 0 | 0 | 0 | 0 | 0 | 0 | 0 | .323 | |
| Apr 23, 2010 | UCLA | * | 3 | 0 | 2 | 1 | 0 | 0 | 0 | 0 | 0 | 2 | 0 | 0 | 0 | 0 | 0 | 0 | 0 | 0 | 0 | .338 | |
| Apr 24, 2010 | UCLA | * | 3 | 0 | 1 | 0 | 1 | 0 | 0 | 0 | 0 | 0 | 0 | 0 | 1 | 0 | 0 | 1 | 1 | 0 | 0 | .338 | |
| Apr 25, 2010 | UCLA | * | 4 | 2 | 1 | 1 | 0 | 0 | 0 | 0 | 0 | 0 | 0 | 0 | 0 | 0 | 0 | 0 | 4 | 0 | 0 | .333 | |
| May 02, 2010 | at USC | | 2 | 0 | 0 | 0 | 0 | 0 | 0 | 0 | 0 | 0 | 0 | 0 | 0 | 0 | 0 | 0 | 1 | 0 | 0 | .324 | |
| May 04, 2010 | at Arizona State | * | 4 | 1 | 2 | 0 | 0 | 0 | 0 | 0 | 0 | 1 | 0 | 0 | 0 | 0 | 0 | 0 | 5 | 0 | 0 | .333 | |
| May 07, 2010 | CSU Bakersfield | * | 3 | 0 | 0 | 0 | 0 | 0 | 0 | 0 | 0 | 0 | 0 | 0 | 0 | 0 | 0 | 1 | 1 | 0 | 0 | .321 | |
| May 08, 2010 | CSU Bakersfield | | 3 | 2 | 2 | 1 | 1 | 0 | 0 | 1 | 0 | 1 | 0 | 0 | 0 | 0 | 0 | 0 | 0 | 0 | 0 | .333 | |
| May 16, 2010 | Arizona State | * | 2 | 1 | 0 | 0 | 0 | 0 | 0 | 0 | 0 | 0 | 0 | 0 | 0 | 0 | 0 | 1 | 0 | 0 | 0 | .326 | |
| May 21, 2010 | Stanford | * | 2 | 0 | 1 | 0 | 0 | 0 | 0 | 1 | 0 | 0 | 0 | 0 | 0 | 0 | 0 | 0 | 0 | 0 | 0 | .330 | |
| May 28, 2010 | at Oregon State | * | 3 | 1 | 1 | 0 | 0 | 0 | 0 | 0 | 0 | 0 | 0 | 0 | 0 | 0 | 0 | 0 | 2 | 0 | 0 | .330 | |
| May 29, 2010 | at Oregon State | * | 4 | 0 | 0 | 0 | 0 | 0 | 0 | 0 | 0 | 0 | 0 | 0 | 0 | 0 | 0 | 2 | 0 | 0 | 0 | .316 | |
| May 30, 2010 | at Oregon State | | 0 | 0 | 0 | 0 | 0 | 0 | 0 | 0 | 0 | 0 | 0 | 0 | 0 | 0 | 0 | 0 | 0 | 0 | 0 | .316 | |
| Totals | | | 25 | 95 | 17 | 30 | 15 | 8 | 0 | 0 | 5 | 0 | 11 | 0 | 0 | 4 | 1 | 1 | 12 | 28 | 0 | 1 | .316 |



Steve Selsky

6



6-1, 205 | Sophomore | Outfielder | Manhattan Beach, Calif.

A draft-eligible sophomore ... Has started every game in right field ... Team's top hitter by average (.383), top run-producer (56 runs scored, 51 RBI), and has good speed (11-for-16 stolen bases) ... No. 2 in Pac-10 in batting average, No. 4 in slugging (.622) and No. 5 in on base percentage (.463) ... Tied for team lead with eight homers ... Tied for No. 2 in Pac-10 with six triples and No. 6 in doubles with 17 ... Named Pac-10 Player of the Week once.

Arizona Baseball
Individual Game-by-Game for Arizona (as of Jun 01, 2010)

#6 Selsky, Steve - 55 games (All games)

| Date | Opponent | GS | AB | R | H | RBI | 2B | 3B | HR | BB | IBB | SB | CS | HBP | SAC | SF | GDP | K | PO | A | E | Avg | |
|--------------|---------------------|----|----|-----|----|-----|----|----|----|----|-----|----|----|-----|-----|----|-----|---|----|----|---|------|------|
| Feb 19, 2010 | Utah Valley | * | 4 | 0 | 2 | 1 | 0 | 0 | 0 | 0 | 0 | 0 | 0 | 0 | 0 | 0 | 0 | 0 | 2 | 0 | 0 | .500 | |
| Feb 21, 2010 | Utah Valley-1 | * | 6 | 2 | 4 | 2 | 0 | 0 | 0 | 0 | 0 | 0 | 0 | 0 | 0 | 0 | 0 | 2 | 2 | 0 | 0 | .600 | |
| Feb 21, 2010 | Utah Valley-2 | * | 4 | 1 | 2 | 1 | 0 | 0 | 0 | 0 | 0 | 0 | 0 | 1 | 0 | 0 | 1 | 0 | 2 | 0 | 0 | .571 | |
| Feb 26, 2010 | Long Beach State | * | 5 | 1 | 3 | 1 | 0 | 0 | 0 | 0 | 0 | 0 | 0 | 0 | 0 | 1 | 0 | 3 | 0 | 0 | 0 | .579 | |
| Feb 27, 2010 | Long Beach State | * | 3 | 0 | 0 | 0 | 0 | 0 | 0 | 1 | 0 | 0 | 1 | 0 | 0 | 0 | 0 | 2 | 2 | 0 | 0 | .500 | |
| Mar 02, 2010 | UNLV | * | 6 | 2 | 2 | 1 | 1 | 0 | 0 | 0 | 0 | 0 | 0 | 0 | 0 | 0 | 0 | 1 | 1 | 0 | 0 | .464 | |
| Mar 03, 2010 | UNLV | * | 5 | 0 | 1 | 0 | 1 | 0 | 0 | 1 | 0 | 0 | 0 | 0 | 0 | 0 | 0 | 1 | 4 | 0 | 0 | .424 | |
| Mar 05, 2010 | Cal State Fullerton | * | 4 | 1 | 1 | 1 | 0 | 0 | 0 | 1 | 0 | 0 | 0 | 0 | 0 | 0 | 0 | 1 | 3 | 0 | 0 | .405 | |
| Mar 06, 2010 | Cal State Fullerton | * | 4 | 0 | 1 | 1 | 0 | 0 | 0 | 0 | 0 | 0 | 0 | 0 | 0 | 0 | 0 | 1 | 2 | 0 | 0 | .390 | |
| Mar 07, 2010 | Cal State Fullerton | * | 4 | 2 | 2 | 1 | 0 | 0 | 0 | 1 | 0 | 0 | 0 | 0 | 0 | 0 | 0 | 1 | 0 | 1 | 0 | .400 | |
| Mar 10, 2010 | Saint Joseph's-1 | * | 6 | 3 | 4 | 3 | 1 | 1 | 0 | 0 | 0 | 0 | 0 | 0 | 0 | 0 | 0 | 1 | 3 | 0 | 0 | .431 | |
| Mar 10, 2010 | Saint Joseph's-2 | * | 5 | 2 | 3 | 0 | 0 | 0 | 0 | 0 | 0 | 2 | 0 | 0 | 0 | 0 | 0 | 1 | 0 | 0 | 0 | .446 | |
| Mar 12, 2010 | Northern Colorado | * | 4 | 1 | 2 | 0 | 0 | 0 | 0 | 0 | 0 | 0 | 1 | 1 | 0 | 0 | 0 | 0 | 2 | 0 | 0 | .450 | |
| Mar 13, 2010 | Northern Colorado | * | 3 | 0 | 0 | 1 | 0 | 0 | 0 | 2 | 1 | 0 | 0 | 0 | 0 | 0 | 1 | 0 | 1 | 0 | 1 | .429 | |
| Mar 14, 2010 | Northern Colorado | * | 4 | 3 | 3 | 1 | 1 | 1 | 0 | 0 | 0 | 0 | 0 | 0 | 0 | 0 | 0 | 0 | 0 | 0 | 0 | .448 | |
| Mar 16, 2010 | Wichita State | * | 5 | 1 | 1 | 1 | 0 | 1 | 0 | 0 | 0 | 1 | 0 | 0 | 0 | 0 | 0 | 0 | 2 | 0 | 0 | .431 | |
| Mar 17, 2010 | Wichita State | * | 4 | 4 | 2 | 2 | 0 | 0 | 0 | 1 | 0 | 1 | 0 | 1 | 0 | 0 | 0 | 0 | 0 | 0 | 0 | .434 | |
| Mar 19, 2010 | Sacramento State | * | 4 | 0 | 2 | 0 | 0 | 0 | 0 | 0 | 0 | 0 | 0 | 0 | 0 | 0 | 0 | 0 | 3 | 0 | 0 | .438 | |
| Mar 20, 2010 | Sacramento State | * | 5 | 1 | 3 | 2 | 0 | 0 | 1 | 0 | 0 | 0 | 0 | 0 | 0 | 0 | 0 | 0 | 3 | 0 | 0 | .447 | |
| Mar 21, 2010 | Sacramento State | * | 4 | 1 | 1 | 0 | 0 | 0 | 0 | 0 | 0 | 0 | 0 | 1 | 0 | 0 | 0 | 1 | 3 | 0 | 0 | .438 | |
| Mar 23, 2010 | New Mexico | * | 5 | 0 | 1 | 1 | 0 | 0 | 0 | 0 | 0 | 0 | 0 | 0 | 0 | 0 | 0 | 1 | 2 | 0 | 0 | .426 | |
| Mar 24, 2010 | New Mexico | * | 2 | 3 | 1 | 1 | 0 | 0 | 0 | 1 | 0 | 2 | 1 | 2 | 0 | 0 | 0 | 0 | 3 | 0 | 0 | .427 | |
| Mar 26, 2010 | Oregon | * | 4 | 3 | 2 | 0 | 0 | 0 | 0 | 0 | 0 | 1 | 0 | 0 | 0 | 0 | 0 | 1 | 5 | 0 | 1 | .430 | |
| Mar 27, 2010 | Oregon | * | 5 | 2 | 4 | 3 | 1 | 0 | 1 | 0 | 0 | 0 | 0 | 0 | 0 | 0 | 0 | 0 | 2 | 0 | 0 | .448 | |
| Mar 28, 2010 | Oregon | * | 4 | 2 | 2 | 3 | 1 | 0 | 1 | 1 | 0 | 0 | 0 | 0 | 0 | 0 | 0 | 2 | 0 | 0 | 0 | .450 | |
| Apr 01, 2010 | at California | * | 4 | 1 | 1 | 1 | 0 | 0 | 1 | 0 | 0 | 0 | 0 | 0 | 0 | 0 | 0 | 1 | 2 | 0 | 0 | .442 | |
| Apr 03, 2010 | at California-1 | * | 4 | 0 | 1 | 0 | 1 | 0 | 0 | 0 | 0 | 0 | 0 | 0 | 0 | 0 | 0 | 1 | 1 | 0 | 0 | .436 | |
| Apr 03, 2010 | at California-2 | * | 3 | 1 | 1 | 0 | 0 | 0 | 0 | 1 | 0 | 0 | 0 | 0 | 0 | 0 | 0 | 0 | 2 | 0 | 1 | .433 | |
| Apr 09, 2010 | at Washington | * | 4 | 1 | 2 | 1 | 1 | 0 | 1 | 1 | 0 | 0 | 0 | 0 | 0 | 0 | 0 | 1 | 2 | 0 | 0 | .435 | |
| Apr 10, 2010 | at Washington | * | 4 | 0 | 1 | 0 | 0 | 0 | 0 | 0 | 0 | 0 | 0 | 0 | 0 | 0 | 0 | 0 | 2 | 0 | 0 | .430 | |
| Apr 11, 2010 | at Washington | * | 5 | 2 | 3 | 3 | 2 | 0 | 1 | 0 | 0 | 0 | 0 | 0 | 0 | 0 | 0 | 1 | 1 | 0 | 0 | .436 | |
| Apr 12, 2010 | at Gonzaga | * | 3 | 1 | 1 | 0 | 0 | 0 | 0 | 1 | 0 | 2 | 1 | 0 | 0 | 0 | 0 | 0 | 2 | 0 | 0 | .434 | |
| Apr 16, 2010 | Washington State | * | 4 | 0 | 0 | 0 | 0 | 0 | 0 | 0 | 0 | 0 | 0 | 0 | 0 | 0 | 0 | 2 | 2 | 0 | 0 | .421 | |
| Apr 17, 2010 | Washington State | * | 5 | 1 | 3 | 4 | 2 | 0 | 0 | 0 | 0 | 1 | 0 | 0 | 0 | 0 | 0 | 0 | 1 | 0 | 0 | .428 | |
| Apr 18, 2010 | Washington State | * | 3 | 1 | 2 | 2 | 0 | 1 | 0 | 2 | 0 | 0 | 0 | 0 | 0 | 0 | 0 | 0 | 1 | 0 | 0 | .432 | |
| Apr 20, 2010 | at Arizona State | * | 3 | 1 | 1 | 0 | 0 | 0 | 0 | 1 | 0 | 0 | 0 | 0 | 0 | 0 | 0 | 1 | 0 | 0 | 0 | .430 | |
| Apr 23, 2010 | UCLA | * | 4 | 0 | 0 | 0 | 0 | 0 | 0 | 0 | 0 | 0 | 0 | 0 | 0 | 0 | 0 | 0 | 1 | 0 | 1 | .419 | |
| Apr 24, 2010 | UCLA | * | 4 | 0 | 2 | 1 | 0 | 1 | 0 | 0 | 0 | 0 | 0 | 0 | 0 | 0 | 0 | 2 | 1 | 1 | 0 | .421 | |
| Apr 25, 2010 | UCLA | * | 3 | 0 | 1 | 0 | 0 | 0 | 0 | 0 | 0 | 0 | 0 | 1 | 0 | 0 | 0 | 1 | 2 | 0 | 0 | .420 | |
| Apr 30, 2010 | at USC | * | 4 | 0 | 0 | 0 | 0 | 0 | 0 | 0 | 0 | 0 | 0 | 0 | 0 | 0 | 0 | 2 | 2 | 0 | 0 | .410 | |
| May 01, 2010 | at USC | * | 3 | 1 | 1 | 0 | 0 | 0 | 0 | 1 | 0 | 0 | 0 | 0 | 0 | 0 | 1 | 0 | 1 | 0 | 0 | .408 | |
| May 02, 2010 | at USC | * | 5 | 2 | 1 | 0 | 0 | 0 | 0 | 0 | 0 | 1 | 0 | 0 | 0 | 0 | 0 | 1 | 0 | 0 | 0 | .402 | |
| May 04, 2010 | at Arizona State | * | 3 | 0 | 0 | 0 | 0 | 0 | 0 | 0 | 0 | 0 | 0 | 0 | 0 | 0 | 0 | 2 | 1 | 0 | 0 | .395 | |
| May 07, 2010 | CSU Bakersfield | * | 4 | 0 | 1 | 0 | 0 | 0 | 0 | 0 | 0 | 0 | 0 | 1 | 0 | 0 | 0 | 0 | 1 | 0 | 0 | .392 | |
| May 08, 2010 | CSU Bakersfield | * | 5 | 2 | 3 | 4 | 2 | 0 | 0 | 1 | 0 | 0 | 0 | 0 | 0 | 0 | 0 | 2 | 0 | 0 | 0 | .398 | |
| May 09, 2010 | CSU Bakersfield | * | 4 | 0 | 1 | 1 | 0 | 0 | 0 | 0 | 0 | 0 | 1 | 1 | 0 | 0 | 0 | 1 | 1 | 0 | 0 | .395 | |
| May 15, 2010 | Arizona State | * | 4 | 0 | 1 | 0 | 0 | 1 | 0 | 0 | 0 | 0 | 0 | 1 | 0 | 0 | 0 | 2 | 3 | 0 | 0 | .392 | |
| May 16, 2010 | Arizona State | * | 4 | 3 | 4 | 2 | 2 | 0 | 0 | 1 | 1 | 0 | 0 | 0 | 0 | 0 | 0 | 0 | 3 | 1 | 0 | .404 | |
| May 17, 2010 | Arizona State | * | 2 | 0 | 0 | 0 | 0 | 0 | 0 | 2 | 0 | 0 | 0 | 0 | 0 | 0 | 0 | 2 | 2 | 0 | 0 | .400 | |
| May 21, 2010 | Stanford | * | 3 | 0 | 0 | 0 | 0 | 0 | 0 | 0 | 0 | 0 | 0 | 1 | 0 | 0 | 0 | 0 | 1 | 0 | 0 | .394 | |
| May 22, 2010 | Stanford | * | 4 | 1 | 1 | 2 | 1 | 0 | 0 | 1 | 0 | 0 | 0 | 0 | 0 | 0 | 0 | 1 | 1 | 0 | 0 | .391 | |
| May 23, 2010 | Stanford | * | 5 | 1 | 1 | 1 | 0 | 0 | 1 | 0 | 0 | 0 | 0 | 0 | 0 | 0 | 0 | 0 | 1 | 1 | 0 | .387 | |
| May 28, 2010 | at Oregon State | * | 3 | 1 | 1 | 0 | 0 | 0 | 0 | 1 | 0 | 0 | 0 | 0 | 0 | 0 | 0 | 1 | 3 | 0 | 0 | .386 | |
| May 29, 2010 | at Oregon State | * | 3 | 0 | 0 | 0 | 0 | 0 | 0 | 1 | 0 | 0 | 0 | 0 | 0 | 0 | 0 | 2 | 2 | 0 | 0 | .381 | |
| May 30, 2010 | at Oregon State | * | 4 | 1 | 2 | 2 | 0 | 0 | 1 | 0 | 0 | 0 | 0 | 0 | 0 | 0 | 0 | 1 | 2 | 0 | 0 | .383 | |
| Totals | | | 55 | 222 | 56 | 85 | 51 | 17 | 6 | 8 | 23 | 2 | 11 | 5 | 10 | 1 | 0 | 4 | 43 | 94 | 4 | 4 | .383 |



Kyle Simon

18



6-5, 210 | Sophomore | RHP | Los Alamitos, Calif.

Arizona's No. 2 starter much of the season ... Leads all Pac-10 players with 106.0 innings pitched ... Has induced a team-high 21 double plays ... Has turned in steady second half of the season, picking up six wins in 12 starts. The recent run of success has pushed his record to 8-5 on the season with a 3.91 ERA. In his last 90.0 innings pitched, Simon has allowed just 49 runs – 36 earned (a 3.60 ERA) – and has 50 strikeouts against 25 walks.

Arizona Baseball
Individual Game-by-Game for Arizona (as of Jun 01, 2010)

#18 Simon, Kyle - 18 appearances (All games)

| Date | Opponent | GS | IP | H | R | ER | BB | SO | 2B | 3B | HR | WP | BK | HBP | IBB | Score | W-L | SV | ERA | |
|--------------|---------------------|----|-----|-------|-----|----|----|----|----|----|----|----|----|-----|-----|-------|--------|-----|------|------|
| Feb 21, 2010 | Utah Valley-1 | * | 8.0 | 5 | 1 | 1 | 1 | 7 | 0 | 0 | 0 | 0 | 0 | 0 | 0 | 18-1 | 1-0 | 0 | 1.12 | |
| Feb 27, 2010 | Long Beach State | * | 4.2 | 6 | 5 | 4 | 5 | 1 | 0 | 0 | 0 | 3 | 0 | 2 | 1 | 3-10 | 1-1 | 0 | 3.55 | |
| Mar 06, 2010 | Cal State Fullerton | * | 3.1 | 7 | 5 | 4 | 1 | 2 | 0 | 2 | 0 | 1 | 0 | 1 | 0 | 1-6 | 1-2 | 0 | 5.06 | |
| Mar 10, 2010 | Saint Joseph's-2 | * | 3.0 | 2 | 1 | 1 | 0 | 1 | 2 | 0 | 0 | 0 | 0 | 0 | 0 | 12-2 | 1-2 | 0 | 4.74 | |
| Mar 13, 2010 | Northern Colorado | * | 4.1 | 2 | 3 | 0 | 1 | 2 | 0 | 0 | 0 | 1 | 0 | 0 | 0 | 7-6 | 1-2 | 0 | 3.86 | |
| Mar 17, 2010 | Wichita State | * | 5.0 | 6 | 0 | 0 | 1 | 4 | 0 | 0 | 0 | 0 | 0 | 0 | 0 | 19-0 | 2-2 | 0 | 3.18 | |
| Mar 21, 2010 | Sacramento State | * | 6.0 | 4 | 3 | 3 | 1 | 4 | 0 | 0 | 0 | 0 | 0 | 5 | 0 | 10-6 | 3-2 | 0 | 3.41 | |
| Mar 24, 2010 | New Mexico | * | 3.0 | 5 | 0 | 0 | 1 | 0 | 2 | 0 | 0 | 0 | 0 | 0 | 0 | 11-7 | 4-2 | 0 | 3.13 | |
| Mar 28, 2010 | Oregon | * | 7.0 | 10 | 4 | 4 | 4 | 1 | 0 | 1 | 0 | 0 | 0 | 0 | 0 | 8-9 | 4-2 | 0 | 3.45 | |
| Apr 03, 2010 | at California-2 | * | 5.0 | 8 | 3 | 1 | 0 | 3 | 0 | 0 | 1 | 0 | 0 | 0 | 0 | 3-4 | 4-2 | 0 | 3.28 | |
| Apr 11, 2010 | at Washington | * | 9.0 | 3 | 1 | 1 | 2 | 3 | 0 | 0 | 0 | 1 | 0 | 2 | 0 | 9-1 | 5-2 | 0 | 2.93 | |
| Apr 17, 2010 | Washington State | * | 8.0 | 10 | 6 | 6 | 0 | 4 | 2 | 0 | 1 | 0 | 0 | 2 | 0 | 13-6 | 6-2 | 0 | 3.39 | |
| Apr 24, 2010 | UCLA | * | 5.0 | 9 | 6 | 5 | 3 | 4 | 2 | 0 | 1 | 0 | 0 | 1 | 0 | 2-6 | 6-3 | 0 | 3.79 | |
| May 01, 2010 | at USC | * | 6.2 | 9 | 6 | 2 | 2 | 4 | 1 | 1 | 1 | 0 | 0 | 0 | 0 | 5-7 | 6-4 | 0 | 3.69 | |
| May 08, 2010 | CSU Bakersfield | * | 8.0 | 12 | 3 | 3 | 2 | 8 | 1 | 0 | 0 | 0 | 0 | 0 | 0 | 17-6 | 7-4 | 0 | 3.66 | |
| May 16, 2010 | Arizona State | * | 7.0 | 9 | 4 | 3 | 3 | 6 | 2 | 0 | 0 | 0 | 0 | 1 | 0 | 12-4 | 8-4 | 0 | 3.68 | |
| May 22, 2010 | Stanford | * | 6.2 | 14 | 7 | 7 | 1 | 2 | 3 | 0 | 1 | 0 | 0 | 0 | 0 | 9-8 | 8-4 | 0 | 4.06 | |
| May 29, 2010 | at Oregon State | * | 6.1 | 5 | 2 | 1 | 5 | 4 | 0 | 0 | 1 | 0 | 0 | 0 | 0 | 0-5 | 8-5 | 0 | 3.91 | |
| Totals | | | 16 | 106.0 | 126 | 60 | 46 | 33 | 60 | 15 | 4 | 6 | 6 | 0 | 14 | 1 | 159-94 | 8-5 | 0 | 3.91 |



Rafael Valenzuela

21



6-1, 200 | Senior | Infielder | Nogales, Ariz.

One of two seniors on club ... Tied for No. 4 in the Pac-10 with 53 runs scored and No. with 44 RBI ... Is tied for No. 2 in Pac-10 with six triples on the season ... Versatile player who has made 37 starts at first base, nine at second base and eight at designated hitter ... Has also started games at third base, shortstop, left field and right field in his career ... Is team's emergency catcher if needed.

Arizona Baseball
Individual Game-by-Game for Arizona (as of Jun 01, 2010)

#21 Valenzuela, Rafael - 54 games (All games)

| Date | Opponent | GS | AB | R | H | RBI | 2B | 3B | HR | BB | IBB | SB | CS | HBP | SAC | SF | GDP | K | PO | A | E | Avg | |
|--------------|---------------------|----|----|-----|----|-----|----|----|----|----|-----|----|----|-----|-----|----|-----|----|----|-----|----|------|------|
| Feb 19, 2010 | Utah Valley | * | 5 | 1 | 2 | 3 | 0 | 1 | 0 | 0 | 0 | 1 | 0 | 0 | 0 | 0 | 0 | 1 | 5 | 0 | 0 | .400 | |
| Feb 21, 2010 | Utah Valley-1 | * | 4 | 1 | 3 | 4 | 1 | 0 | 0 | 0 | 0 | 0 | 0 | 0 | 1 | 1 | 0 | 0 | 12 | 1 | 0 | .556 | |
| Feb 21, 2010 | Utah Valley-2 | * | 4 | 2 | 2 | 0 | 0 | 0 | 0 | 1 | 0 | 0 | 0 | 0 | 0 | 0 | 0 | 0 | 0 | 0 | 0 | .538 | |
| Feb 26, 2010 | Long Beach State | * | 3 | 0 | 1 | 0 | 0 | 0 | 0 | 1 | 0 | 0 | 0 | 1 | 0 | 0 | 0 | 1 | 8 | 1 | 0 | .500 | |
| Feb 27, 2010 | Long Beach State | * | 4 | 1 | 0 | 0 | 0 | 0 | 0 | 1 | 0 | 0 | 0 | 0 | 0 | 0 | 0 | 1 | 0 | 0 | 0 | .400 | |
| Mar 02, 2010 | UNLV | * | 4 | 2 | 1 | 1 | 0 | 1 | 0 | 2 | 0 | 0 | 0 | 0 | 0 | 0 | 0 | 1 | 3 | 1 | 0 | .375 | |
| Mar 05, 2010 | Cal State Fullerton | * | 5 | 0 | 0 | 0 | 0 | 0 | 0 | 0 | 0 | 0 | 0 | 0 | 0 | 0 | 0 | 3 | 14 | 0 | 0 | .310 | |
| Mar 06, 2010 | Cal State Fullerton | * | 4 | 1 | 1 | 0 | 0 | 1 | 0 | 0 | 0 | 0 | 0 | 0 | 0 | 0 | 0 | 1 | 8 | 1 | 0 | .303 | |
| Mar 07, 2010 | Cal State Fullerton | * | 3 | 3 | 2 | 2 | 0 | 0 | 1 | 1 | 0 | 0 | 0 | 1 | 0 | 0 | 0 | 0 | 15 | 0 | 1 | .333 | |
| Mar 10, 2010 | Saint Joseph's-1 | * | 6 | 3 | 3 | 3 | 3 | 0 | 0 | 0 | 0 | 1 | 0 | 0 | 0 | 0 | 0 | 1 | 10 | 0 | 0 | .357 | |
| Mar 10, 2010 | Saint Joseph's-2 | * | 4 | 3 | 2 | 1 | 1 | 0 | 0 | 0 | 0 | 0 | 0 | 1 | 0 | 1 | 0 | 0 | 10 | 0 | 0 | .370 | |
| Mar 12, 2010 | Northern Colorado | * | 5 | 0 | 1 | 0 | 0 | 0 | 0 | 0 | 0 | 0 | 0 | 0 | 0 | 0 | 0 | 0 | 9 | 0 | 0 | .353 | |
| Mar 13, 2010 | Northern Colorado | * | 2 | 1 | 1 | 1 | 0 | 0 | 0 | 2 | 0 | 1 | 0 | 0 | 1 | 0 | 0 | 0 | 9 | 1 | 0 | .358 | |
| Mar 14, 2010 | Northern Colorado | * | 4 | 0 | 1 | 0 | 0 | 0 | 0 | 1 | 0 | 0 | 0 | 0 | 0 | 0 | 0 | 1 | 5 | 0 | 0 | .351 | |
| Mar 16, 2010 | Wichita State | * | 5 | 3 | 3 | 2 | 1 | 0 | 0 | 0 | 0 | 1 | 0 | 0 | 0 | 0 | 0 | 0 | 9 | 0 | 1 | .371 | |
| Mar 17, 2010 | Wichita State | * | 3 | 3 | 2 | 0 | 1 | 0 | 0 | 1 | 0 | 1 | 0 | 0 | 0 | 0 | 0 | 0 | 7 | 1 | 0 | .385 | |
| Mar 19, 2010 | Sacramento State | * | 5 | 1 | 1 | 1 | 0 | 0 | 0 | 0 | 0 | 1 | 0 | 0 | 0 | 0 | 0 | 0 | 4 | 0 | 0 | .371 | |
| Mar 20, 2010 | Sacramento State | * | 5 | 1 | 1 | 1 | 0 | 0 | 0 | 0 | 0 | 1 | 0 | 0 | 0 | 0 | 0 | 0 | 9 | 0 | 0 | .360 | |
| Mar 21, 2010 | Sacramento State | * | 5 | 2 | 2 | 1 | 1 | 0 | 0 | 0 | 0 | 1 | 0 | 0 | 0 | 0 | 0 | 0 | 10 | 0 | 0 | .363 | |
| Mar 23, 2010 | New Mexico | * | 4 | 1 | 0 | 0 | 0 | 0 | 0 | 0 | 1 | 0 | 0 | 0 | 0 | 0 | 0 | 0 | 13 | 0 | 0 | .345 | |
| Mar 24, 2010 | New Mexico | * | 5 | 1 | 2 | 2 | 0 | 0 | 0 | 0 | 0 | 0 | 0 | 0 | 0 | 0 | 0 | 0 | 8 | 2 | 1 | .348 | |
| Mar 26, 2010 | Oregon | * | 5 | 1 | 2 | 0 | 0 | 0 | 0 | 0 | 0 | 0 | 1 | 0 | 0 | 0 | 0 | 0 | 10 | 1 | 0 | .351 | |
| Mar 27, 2010 | Oregon | * | 4 | 0 | 0 | 0 | 0 | 0 | 0 | 0 | 0 | 0 | 0 | 0 | 0 | 0 | 0 | 2 | 8 | 0 | 0 | .337 | |
| Mar 28, 2010 | Oregon | * | 3 | 1 | 0 | 1 | 0 | 0 | 0 | 1 | 0 | 0 | 0 | 0 | 0 | 1 | 0 | 0 | 12 | 2 | 0 | .327 | |
| Apr 01, 2010 | at California | * | 2 | 0 | 0 | 0 | 0 | 0 | 0 | 2 | 0 | 0 | 0 | 0 | 0 | 0 | 0 | 0 | 7 | 0 | 0 | .320 | |
| Apr 03, 2010 | at California-1 | * | 4 | 0 | 0 | 0 | 0 | 0 | 0 | 0 | 0 | 0 | 0 | 0 | 0 | 0 | 0 | 0 | 13 | 1 | 0 | .308 | |
| Apr 03, 2010 | at California-2 | * | 4 | 0 | 0 | 0 | 0 | 0 | 0 | 0 | 0 | 0 | 0 | 0 | 0 | 0 | 0 | 1 | 7 | 1 | 1 | .297 | |
| Apr 09, 2010 | at Washington | * | 4 | 1 | 2 | 2 | 0 | 1 | 0 | 0 | 0 | 0 | 0 | 0 | 1 | 0 | 1 | 1 | 9 | 2 | 0 | .304 | |
| Apr 10, 2010 | at Washington | * | 4 | 1 | 2 | 1 | 0 | 0 | 1 | 0 | 0 | 0 | 0 | 0 | 0 | 0 | 0 | 0 | 9 | 0 | 0 | .311 | |
| Apr 11, 2010 | at Washington | * | 4 | 2 | 2 | 0 | 1 | 0 | 0 | 1 | 0 | 0 | 0 | 0 | 0 | 0 | 0 | 0 | 13 | 0 | 0 | .317 | |
| Apr 12, 2010 | at Gonzaga | * | 4 | 2 | 2 | 1 | 0 | 0 | 1 | 0 | 0 | 0 | 0 | 0 | 0 | 0 | 0 | 0 | 11 | 1 | 0 | .323 | |
| Apr 16, 2010 | Washington State | * | 3 | 0 | 0 | 1 | 0 | 0 | 0 | 0 | 0 | 0 | 0 | 0 | 1 | 0 | 0 | 2 | 7 | 0 | 0 | .315 | |
| Apr 17, 2010 | Washington State | * | 5 | 2 | 3 | 5 | 1 | 1 | 0 | 0 | 0 | 0 | 0 | 0 | 0 | 0 | 0 | 0 | 9 | 1 | 0 | .326 | |
| Apr 18, 2010 | Washington State | * | 5 | 2 | 2 | 1 | 0 | 0 | 0 | 0 | 0 | 0 | 0 | 1 | 0 | 0 | 0 | 0 | 0 | 0 | 0 | .329 | |
| Apr 20, 2010 | at Arizona State | * | 3 | 1 | 1 | 0 | 1 | 0 | 0 | 0 | 0 | 1 | 0 | 1 | 0 | 0 | 0 | 1 | 13 | 0 | 0 | .329 | |
| Apr 23, 2010 | UCLA | * | 5 | 0 | 1 | 0 | 0 | 0 | 0 | 0 | 0 | 0 | 0 | 0 | 0 | 0 | 0 | 3 | 11 | 0 | 0 | .324 | |
| Apr 24, 2010 | UCLA | * | 5 | 0 | 3 | 1 | 0 | 0 | 0 | 0 | 0 | 0 | 0 | 0 | 0 | 0 | 2 | 14 | 1 | 0 | 0 | .333 | |
| Apr 25, 2010 | UCLA | * | 4 | 0 | 0 | 0 | 0 | 0 | 0 | 0 | 0 | 0 | 0 | 0 | 0 | 0 | 0 | 1 | 6 | 1 | 0 | .325 | |
| Apr 30, 2010 | at USC | * | 4 | 0 | 0 | 0 | 0 | 0 | 0 | 0 | 0 | 0 | 0 | 0 | 0 | 0 | 0 | 1 | 5 | 0 | 0 | .317 | |
| May 01, 2010 | at USC | * | 5 | 0 | 0 | 0 | 0 | 0 | 0 | 0 | 0 | 0 | 0 | 0 | 0 | 0 | 0 | 0 | 12 | 1 | 0 | .307 | |
| May 02, 2010 | at USC | * | 3 | 0 | 1 | 0 | 0 | 0 | 0 | 0 | 0 | 0 | 0 | 0 | 0 | 0 | 0 | 0 | 0 | 0 | 0 | .308 | |
| May 04, 2010 | at Arizona State | * | 4 | 0 | 0 | 0 | 0 | 0 | 0 | 0 | 0 | 0 | 0 | 0 | 0 | 0 | 0 | 1 | 0 | 0 | 0 | .301 | |
| May 07, 2010 | CSU Bakersfield | * | 3 | 0 | 1 | 1 | 0 | 0 | 0 | 1 | 0 | 0 | 0 | 0 | 0 | 0 | 0 | 1 | 0 | 0 | 0 | .301 | |
| May 08, 2010 | CSU Bakersfield | * | 3 | 2 | 2 | 3 | 2 | 0 | 0 | 2 | 0 | 0 | 0 | 0 | 0 | 0 | 0 | 0 | 0 | 0 | 0 | .307 | |
| May 09, 2010 | CSU Bakersfield | * | 4 | 0 | 0 | 0 | 0 | 0 | 0 | 1 | 0 | 0 | 0 | 0 | 0 | 0 | 0 | 1 | 0 | 0 | 0 | .301 | |
| May 15, 2010 | Arizona State | * | 5 | 1 | 2 | 2 | 0 | 0 | 1 | 0 | 0 | 0 | 0 | 0 | 0 | 0 | 0 | 0 | 0 | 0 | 0 | .303 | |
| May 16, 2010 | Arizona State | * | 5 | 1 | 1 | 0 | 0 | 0 | 0 | 0 | 0 | 0 | 0 | 0 | 0 | 0 | 0 | 2 | 4 | 4 | 0 | .301 | |
| May 17, 2010 | Arizona State | * | 3 | 1 | 0 | 0 | 0 | 0 | 0 | 1 | 0 | 1 | 0 | 0 | 0 | 0 | 0 | 0 | 1 | 5 | 0 | .296 | |
| May 21, 2010 | Stanford | * | 4 | 0 | 1 | 0 | 0 | 0 | 0 | 0 | 0 | 0 | 0 | 0 | 0 | 0 | 0 | 2 | 1 | 1 | 0 | .295 | |
| May 22, 2010 | Stanford | * | 4 | 4 | 3 | 1 | 0 | 0 | 1 | 0 | 0 | 0 | 0 | 1 | 0 | 0 | 0 | 0 | 4 | 3 | 1 | .304 | |
| May 23, 2010 | Stanford | * | 3 | 0 | 0 | 1 | 0 | 0 | 0 | 1 | 0 | 0 | 0 | 0 | 1 | 0 | 0 | 0 | 2 | 3 | 0 | .300 | |
| May 28, 2010 | at Oregon State | * | 3 | 0 | 1 | 1 | 0 | 1 | 0 | 1 | 0 | 0 | 0 | 0 | 0 | 0 | 0 | 1 | 1 | 3 | 0 | .300 | |
| May 29, 2010 | at Oregon State | * | 4 | 0 | 2 | 0 | 0 | 0 | 0 | 0 | 0 | 0 | 0 | 0 | 0 | 0 | 0 | 1 | 3 | 4 | 0 | .304 | |
| May 30, 2010 | at Oregon State | * | 4 | 1 | 2 | 0 | 2 | 0 | 0 | 0 | 0 | 0 | 0 | 0 | 0 | 0 | 0 | 1 | 1 | 1 | 0 | .307 | |
| Totals | | | 54 | 218 | 53 | 67 | 44 | 15 | 6 | 5 | 22 | 0 | 10 | 1 | 6 | 4 | 4 | 1 | 34 | 361 | 44 | 5 | .307 |



Daniel Workman

15



6-2, 175 | Junior | RHP | Sierra Vista, Ariz.

Has made 12 starts on the season ... Struggled at times, but oddly been rather effective against some top competition (see two starts vs. Arizona State and one vs. Cal State Fullerton) ... Began season as regular in weekend rotation, before being bumped from rotation ... Returned as starter after impressive 4-2 win at No. 1 in emergency start in mid-week action.

Arizona Baseball
Individual Game-by-Game for Arizona (as of Jun 01, 2010)

#15 Workman, Daniel - 12 appearances (All games)

| Date | Opponent | GS | IP | H | R | ER | BB | SO | 2B | 3B | HR | WP | BK | HBP | IBB | Score | W-L | SV | ERA |
|--------------|---------------------|----|-----|------|----|----|----|----|----|----|----|----|----|-----|-----|-------|-----|----|-------|
| Feb 21, 2010 | Utah Valley-2 | * | 1.2 | 7 | 6 | 6 | 0 | 1 | 2 | 0 | 0 | 0 | 0 | 0 | 0 | 8-7 | 0-0 | 0 | 32.40 |
| Mar 03, 2010 | UNLV | * | 4.1 | 2 | 1 | 1 | 4 | 1 | 1 | 0 | 0 | 0 | 0 | 0 | 0 | 5-4 | 0-0 | 0 | 10.50 |
| Mar 07, 2010 | Cal State Fullerton | * | 6.0 | 7 | 1 | 0 | 0 | 3 | 1 | 0 | 0 | 0 | 0 | 0 | 0 | 10-1 | 1-0 | 0 | 5.25 |
| Mar 13, 2010 | Northern Colorado | * | 1.1 | 5 | 2 | 2 | 0 | 0 | 1 | 0 | 0 | 1 | 0 | 0 | 0 | 7-6 | 1-0 | 0 | 6.08 |
| Mar 16, 2010 | Wichita State | * | 3.2 | 3 | 4 | 4 | 2 | 3 | 1 | 0 | 0 | 0 | 0 | 1 | 0 | 13-5 | 1-0 | 0 | 6.88 |
| Mar 23, 2010 | New Mexico | * | 2.1 | 3 | 2 | 2 | 4 | 1 | 0 | 0 | 0 | 1 | 1 | 0 | 0 | 10-4 | 1-0 | 0 | 6.98 |
| Apr 20, 2010 | at Arizona State | * | 6.1 | 5 | 2 | 2 | 0 | 4 | 3 | 0 | 0 | 0 | 0 | 0 | 0 | 4-2 | 2-0 | 0 | 5.96 |
| Apr 25, 2010 | UCLA | * | 3.1 | 3 | 1 | 1 | 2 | 5 | 1 | 0 | 0 | 0 | 0 | 1 | 0 | 6-4 | 2-0 | 0 | 5.59 |
| May 02, 2010 | at USC | * | 2.0 | 4 | 4 | 4 | 1 | 2 | 3 | 0 | 1 | 2 | 0 | 0 | 0 | 9-7 | 2-0 | 0 | 6.39 |
| May 09, 2010 | CSU Bakersfield | * | 1.0 | 8 | 7 | 7 | 1 | 0 | 2 | 1 | 0 | 0 | 0 | 0 | 0 | 5-22 | 2-1 | 0 | 8.16 |
| May 17, 2010 | Arizona State | * | 6.0 | 4 | 2 | 1 | 2 | 5 | 0 | 0 | 0 | 0 | 0 | 0 | 0 | 2-4 | 2-2 | 0 | 7.11 |
| May 23, 2010 | Stanford | * | 3.1 | 5 | 7 | 7 | 2 | 4 | 0 | 2 | 0 | 0 | 0 | 2 | 0 | 4-8 | 2-3 | 0 | 8.06 |
| Totals | | | 12 | 41.1 | 56 | 39 | 37 | 18 | 29 | 15 | 3 | 1 | 4 | 1 | 4 | 83-74 | 2-3 | 0 | 8.06 |



GAME 1

Arizona Baseball Utah Valley at Arizona (Game 1) Feb 19, 2010 at Tucson, Ariz. (Kindall/Sancet)

Utah Valley 1 (0-1)

| Player | ab | r | h | rbi | bb | so | po | a | lob |
|----------------------|----|---|---|-----|----|----|----|----|-----|
| RICKENBACH, Jake ss | 2 | 1 | 0 | 0 | 2 | 1 | 2 | 5 | 0 |
| BENSON, Chris cf | 4 | 0 | 2 | 1 | 0 | 2 | 3 | 0 | 0 |
| BRINKERHOFF, Jace 3b | 4 | 0 | 1 | 0 | 0 | 1 | 0 | 2 | 3 |
| BURGESS, Billy rf | 4 | 0 | 0 | 0 | 0 | 3 | 2 | 0 | 1 |
| HEAPS, Austin dh | 4 | 0 | 1 | 0 | 0 | 1 | 0 | 0 | 0 |
| ARENDESE, Kevin c | 4 | 0 | 0 | 0 | 0 | 4 | 3 | 2 | 0 |
| KALLUNKI, Goose 1b | 3 | 0 | 0 | 0 | 0 | 1 | 12 | 0 | 1 |
| ZUNDEL, Jason lf | 3 | 0 | 1 | 0 | 0 | 2 | 1 | 0 | 0 |
| McWHORTER, Cole 2b | 3 | 0 | 0 | 0 | 0 | 2 | 1 | 4 | 0 |
| BEECHER, Kyle p | 0 | 0 | 0 | 0 | 0 | 0 | 0 | 0 | 0 |
| KRAHENBUHL, Blake p | 0 | 0 | 0 | 0 | 0 | 0 | 0 | 0 | 0 |
| ANDRUS, Kade p | 0 | 0 | 0 | 0 | 0 | 0 | 0 | 0 | 0 |
| Totals | 31 | 1 | 5 | 1 | 2 | 17 | 24 | 13 | 5 |

Arizona 8 (1-0)

| Player | ab | r | h | rbi | bb | so | po | a | lob |
|-----------------------|----|---|----|-----|----|----|----|---|-----|
| Ortega, Bryce 2b | 4 | 1 | 1 | 1 | 1 | 0 | 2 | 2 | 1 |
| Valenzuela, Rafael 1b | 5 | 1 | 2 | 3 | 0 | 1 | 5 | 0 | 0 |
| Selsky, Steve rf | 4 | 0 | 2 | 1 | 0 | 0 | 2 | 0 | 1 |
| Garcia, Josh dh | 3 | 0 | 0 | 0 | 0 | 0 | 0 | 0 | 2 |
| Frenzel, Cole ph | 1 | 0 | 0 | 0 | 0 | 1 | 0 | 0 | 0 |
| Bandy, Jett c | 4 | 3 | 3 | 1 | 0 | 0 | 17 | 0 | 0 |
| Brown, Bobby lf | 3 | 0 | 0 | 0 | 0 | 0 | 0 | 0 | 0 |
| Refsnyder, Robert lf | 1 | 0 | 1 | 0 | 0 | 0 | 0 | 0 | 0 |
| Rickard, Joey cf | 4 | 1 | 2 | 0 | 0 | 2 | 1 | 0 | 0 |
| Mejias-Brean, Seth 3b | 3 | 1 | 0 | 1 | 0 | 1 | 0 | 1 | 1 |
| Mejia, Alex ss | 3 | 1 | 2 | 0 | 0 | 1 | 0 | 2 | 0 |
| Heyer, Kurt p | 0 | 0 | 0 | 0 | 0 | 0 | 0 | 0 | 0 |
| Cunningham, Nick p | 0 | 0 | 0 | 0 | 0 | 0 | 0 | 0 | 0 |
| Hale, Tyler p | 0 | 0 | 0 | 0 | 0 | 0 | 0 | 0 | 0 |
| Totals | 35 | 8 | 13 | 8 | 3 | 4 | 27 | 5 | 6 |

| Score by Innings | 1 | 2 | 3 | 4 | 5 | 6 | 7 | 8 | 9 | R | H | E |
|------------------|---|---|---|---|---|---|---|---|---|---|----|---|
| Utah Valley | 0 | 0 | 1 | 0 | 0 | 0 | 0 | 0 | 0 | 1 | 5 | 1 |
| Arizona | 0 | 5 | 2 | 0 | 0 | 0 | 1 | 0 | 0 | 8 | 13 | 0 |

E - ARENDESE, K. DP - UVU 2; ARIZ 1. LOB - UVU 5; ARIZ 6. 2B - HEAPS, A.; Bandy, J.; Mejia, A.. 3B - BENSON, C.; Valenzuela. HR - Bandy, J.. SB - Valenzuela; Rickard, J..

| Utah Valley | lp | h | r | er | bb | so | ab | bf |
|-------------------|-----|---|---|----|----|----|----|----|
| BEECHER, Kyle | 2.2 | 8 | 7 | 7 | 3 | 1 | 15 | 18 |
| KRAHENBUHL, Blake | 4.1 | 5 | 1 | 1 | 0 | 2 | 17 | 17 |
| ANDRUS, Kade | 1.0 | 0 | 0 | 0 | 0 | 1 | 3 | 3 |

| Arizona | lp | h | r | er | bb | so | ab | bf |
|------------------|-----|---|---|----|----|----|----|----|
| Heyer, Kurt | 6.0 | 3 | 1 | 1 | 1 | 13 | 21 | 22 |
| Cunningham, Nick | 1.0 | 0 | 0 | 0 | 0 | 1 | 3 | 3 |
| Hale, Tyler | 2.0 | 2 | 0 | 0 | 1 | 3 | 7 | 8 |

Win - Heyer, K. (1-0). Loss - BEECHER, K. (0-1). Save - None.

Umpires - HP: Kevin Daugherty 1B: Steven Corvi 3B: Jason Rogers
Start: 6:03 pm Time: 2:40 Attendance: 989
Weather: 70 degrees, clear, breezy

GAME 2

Arizona Baseball Utah Valley at Arizona (Game 1) Feb 21, 2010 at Tucson, Ariz. (Kindall/Sancet)

Utah Valley 1 (0-2)

| Player | ab | r | h | rbi | bb | so | po | a | lob |
|-----------------------|----|---|---|-----|----|----|----|---|-----|
| RICKENBACH, Jake ss | 4 | 0 | 0 | 0 | 0 | 1 | 2 | 2 | 1 |
| BENSON, Chris cf | 4 | 0 | 0 | 0 | 0 | 2 | 0 | 0 | 0 |
| BRINKERHOFF, Jace 3b | 3 | 0 | 0 | 0 | 0 | 1 | 1 | 0 | 0 |
| AMICONE, Derek 2b | 1 | 0 | 0 | 0 | 0 | 0 | 0 | 1 | 0 |
| BURGESS, Billy rf | 3 | 0 | 0 | 0 | 1 | 2 | 4 | 0 | 0 |
| HEAPS, Austin dh | 3 | 0 | 1 | 0 | 0 | 0 | 0 | 0 | 0 |
| THORPE, Sage c | 3 | 1 | 2 | 0 | 0 | 0 | 6 | 0 | 0 |
| KALLUNKI, Goose 1b | 3 | 0 | 1 | 0 | 0 | 1 | 8 | 2 | 0 |
| ZUNDEL, Jason lf | 2 | 0 | 0 | 0 | 0 | 2 | 1 | 0 | 2 |
| ANDRUS, Kade lf | 1 | 0 | 0 | 0 | 0 | 0 | 0 | 0 | 0 |
| McWHORTER, Cole 2b/3b | 3 | 0 | 1 | 1 | 0 | 1 | 2 | 0 | 0 |
| GRAY, Zane p | 0 | 0 | 0 | 0 | 0 | 0 | 2 | 0 | 0 |
| CAMPBELL, Justin p | 0 | 0 | 0 | 0 | 0 | 0 | 1 | 0 | 0 |
| STRINGHAM, Craig p | 0 | 0 | 0 | 0 | 0 | 0 | 1 | 0 | 0 |
| AYOSO, Travis p | 0 | 0 | 0 | 0 | 0 | 0 | 0 | 0 | 0 |
| Totals | 30 | 1 | 5 | 1 | 1 | 8 | 24 | 9 | 3 |

Arizona 18 (2-0)

| Player | ab | r | h | rbi | bb | so | po | a | lob |
|-----------------------|----|----|----|-----|----|----|----|----|-----|
| Ortega, Bryce 2b | 3 | 4 | 1 | 0 | 2 | 0 | 1 | 4 | 0 |
| Valenzuela, Rafael 1b | 4 | 1 | 3 | 4 | 0 | 0 | 12 | 1 | 0 |
| Selsky, Steve rf | 6 | 2 | 4 | 2 | 0 | 2 | 0 | 2 | 2 |
| Garcia, Josh dh | 2 | 1 | 0 | 0 | 1 | 1 | 0 | 0 | 0 |
| Frenzel, Cole ph/dh | 2 | 1 | 0 | 0 | 1 | 0 | 0 | 0 | 0 |
| Bandy, Jett c | 6 | 3 | 3 | 4 | 0 | 0 | 8 | 0 | 4 |
| Refsnyder, Robert lf | 4 | 2 | 1 | 1 | 1 | 0 | 0 | 0 | 0 |
| Rickard, Joey cf | 5 | 2 | 4 | 4 | 0 | 0 | 1 | 0 | 0 |
| Rinard, Bobby ph/cf | 1 | 0 | 0 | 0 | 0 | 0 | 1 | 0 | 0 |
| Mejias-Brean, Seth 3b | 3 | 1 | 0 | 1 | 2 | 1 | 0 | 0 | 0 |
| Mejia, Alex ss | 3 | 1 | 0 | 0 | 1 | 0 | 2 | 7 | 4 |
| Simon, Kyle p | 0 | 0 | 0 | 0 | 0 | 0 | 0 | 1 | 0 |
| Hawkinson, Mark p | 0 | 0 | 0 | 0 | 0 | 0 | 0 | 0 | 0 |
| Totals | 39 | 18 | 16 | 16 | 7 | 5 | 27 | 13 | 10 |

| Score by Innings | 1 | 2 | 3 | 4 | 5 | 6 | 7 | 8 | 9 | R | H | E |
|------------------|---|---|---|---|---|---|---|---|---|----|----|---|
| Utah Valley | 0 | 0 | 0 | 0 | 0 | 0 | 0 | 1 | 0 | 1 | 5 | 1 |
| Arizona | 0 | 2 | 1 | 4 | 5 | 1 | 0 | 5 | X | 18 | 16 | 0 |

E - BRINKERHOFF(1). DP - ARIZ 2. LOB - UVU 3; ARIZ 10. 2B - Valenzuela(1); Bandy, J.(2); Rickard, J.(1). HR - Bandy, J.(2); Rickard, J.(1). HBP - Ortega, B.; Frenzel, C.; Refsnyder; Mejia, A.. SH - Valenzuela(1). SF - Valenzuela(1). SB - Ortega, B. 2(2); Rickard, J.(2).

| Utah Valley | lp | h | r | er | bb | so | ab | bf |
|------------------|-----|---|---|----|----|----|----|----|
| GRAY, Zane | 3.2 | 8 | 7 | 4 | 5 | 3 | 19 | 26 |
| CAMPBELL, Justin | 2.1 | 5 | 6 | 6 | 2 | 0 | 11 | 15 |
| STRINGHAM, Craig | 1.0 | 0 | 2 | 2 | 0 | 1 | 3 | 5 |
| AYOSO, Travis | 1.0 | 3 | 3 | 3 | 0 | 1 | 6 | 6 |

| Arizona | lp | h | r | er | bb | so | ab | bf |
|-----------------|-----|---|---|----|----|----|----|----|
| Simon, Kyle | 8.0 | 5 | 1 | 1 | 1 | 7 | 27 | 28 |
| Hawkinson, Mark | 1.0 | 0 | 0 | 0 | 0 | 1 | 3 | 3 |

Win - Simon, K. (1-0). Loss - GRAY, Z. (0-1). Save - None.
HBP - by GRAY, Z. (Refsnyder); by CAMPBELL, J. (Frenzel, C.); by STRINGHAM, C. (Mejia, A.); by STRINGHAM, C. (Ortega, B.). BK - CAMPBELL, J..

Umpires - HP: Steven Corvi 1B: Jason Rogers 3B: Kevin Daugherty
Start: 11:57 am Time: 2:56 Attendance: 573
Weather: Mostly cloudy, Upper 50s
STRINGHAM, C faced 2 batters in the 8th.

GAME 3

Arizona Baseball Utah Valley at Arizona (Game 2) Feb 21, 2010 at Tucson, Ariz. (Kindall/Sancet)

Utah Valley 7 (0-3)

| Player | ab | r | h | rbi | bb | so | po | a | lob |
|----------------------|----|---|----|-----|----|----|----|----|-----|
| RICKENBACH, Jake ss | 5 | 1 | 1 | 2 | 0 | 0 | 1 | 6 | 0 |
| BENSON, Chris cf | 5 | 2 | 5 | 2 | 0 | 0 | 1 | 0 | 0 |
| BRINKERHOFF, Jace 3b | 5 | 1 | 1 | 2 | 0 | 1 | 0 | 6 | 1 |
| BURGESS, Billy rf | 5 | 0 | 1 | 1 | 0 | 3 | 2 | 0 | 2 |
| HEAPS, Austin dh | 5 | 0 | 0 | 0 | 0 | 2 | 0 | 1 | 0 |
| THORPE, Sage dh | 5 | 1 | 2 | 0 | 0 | 1 | 0 | 0 | 0 |
| ZUNDEL, Jason pr | 0 | 0 | 0 | 0 | 0 | 0 | 0 | 0 | 0 |
| ARENDESE, Kevin c | 4 | 1 | 1 | 0 | 1 | 0 | 2 | 1 | 0 |
| KALLUNKI, Goose 1b | 5 | 1 | 3 | 0 | 0 | 1 | 16 | 0 | 0 |
| McWHORTER, Cole 2b | 5 | 0 | 1 | 0 | 0 | 3 | 3 | 4 | 0 |
| ARMSTRONG, Sam p | 0 | 0 | 0 | 0 | 0 | 0 | 0 | 0 | 0 |
| CHADWICK, Ryan p | 0 | 0 | 0 | 0 | 0 | 0 | 0 | 0 | 0 |
| BRIMHALL, Craig p | 0 | 0 | 0 | 0 | 0 | 0 | 0 | 0 | 0 |
| Totals | 44 | 7 | 15 | 7 | 1 | 9 | 27 | 16 | 8 |

Arizona 8 (3-0)

| Player | ab | r | h | rbi | bb | so | po | a | lob |
|-------------------------|----|---|----|-----|----|----|----|----|-----|
| Ortega, Bryce 2b | 4 | 1 | 0 | 0 | 1 | 1 | 2 | 6 | 0 |
| Valenzuela, Rafael dh | 4 | 2 | 2 | 0 | 1 | 0 | 0 | 0 | 0 |
| Selsky, Steve rf | 4 | 1 | 2 | 1 | 0 | 0 | 2 | 0 | 0 |
| Bandy, Jett 1b/c | 5 | 2 | 2 | 3 | 0 | 0 | 13 | 1 | 1 |
| Frenzel, Cole 3b | 4 | 0 | 1 | 1 | 0 | 0 | 3 | 1 | 1 |
| Mejias-Brean, Seth 3b | 0 | 0 | 0 | 0 | 0 | 0 | 0 | 0 | 0 |
| Refsnyder, Robert lf/1b | 4 | 1 | 1 | 1 | 0 | 0 | 1 | 0 | 0 |
| Rickard, Joey cf | 3 | 0 | 1 | 0 | 0 | 0 | 2 | 0 | 0 |
| Meskin, Jacob c | 2 | 1 | 0 | 0 | 1 | 1 | 6 | 0 | 0 |
| Brown, Bobby ph/lf | 1 | 0 | 0 | 0 | 0 | 0 | 0 | 0 | 0 |
| Mejia, Alex ss | 4 | 0 | 1 | 2 | 0 | 0 | 3 | 1 | 3 |
| Workman, Daniel p | 0 | 0 | 0 | 0 | 0 | 0 | 0 | 0 | 0 |
| Manthei, Stephen p | 0 | 0 | 0 | 0 | 0 | 0 | 1 | 0 | 0 |
| Cunningham, Nick p | 0 | 0 | 0 | 0 | 0 | 0 | 0 | 0 | 0 |
| Bandilla, Bryce p | 0 | 0 | 0 | 0 | 0 | 0 | 0 | 0 | 0 |
| Totals | 35 | 8 | 10 | 8 | 3 | 2 | 30 | 11 | 5 |

| Score by Innings | 1 | 2 | 3 | 4 | 5 | 6 | 7 | 8 | 9 | 10 | R | H | E |
|------------------|---|---|---|---|---|---|---|---|---|----|---|----|---|
| Utah Valley | 0 | 6 | 0 | 0 | 0 | 0 | 1 | 0 | 0 | 0 | 7 | 15 | 1 |
| Arizona | 0 | 0 | 6 | 0 | 0 | 0 | 1 | 0 | 0 | 1 | 8 | 10 | 0 |

E - ARMSTRONG, S. DP - UVU 1; ARIZ 1. LOB - UVU 8; ARIZ 5. 2B - BENSON, C.(1); BRINKERHOFF(1). HR - BENSON, C.(1); Bandy, J.(3). HBP - Selsky, S.; Rickard, J.. SB - BENSON, C.(1); Refsnyder(1); Rickard, J.(3); Meskin, J.. CS - Mejia, A.(1).

| Utah Valley | lp | h | r | er | bb | so | ab | bf |
|-----------------|-----|---|---|----|----|----|----|----|
| ARMSTRONG, Sam | 2.2 | 5 | 6 | 6 | 3 | 0 | 13 | 18 |
| CHADWICK, Ryan | 4.1 | 3 | 1 | 1 | 0 | 2 | 14 | 14 |
| BRIMHALL, Craig | 2.0 | 2 | 1 | 1 | 0 | 0 | 8 | 8 |

| Arizona | lp | h | r | er | bb | so | ab | bf |
|------------------|-----|---|---|----|----|----|----|----|
| Workman, Daniel | 1.2 | 7 | 6 | 6 | 0 | 1 | 12 | 12 |
| Manthei, Stephen | 4.1 | 3 | 0 | 0 | 0 | 2 | 15 | 15 |
| Cunningham, Nick | 1.0 | 1 | 1 | 1 | 0 | 1 | 4 | 4 |
| Bandilla, Bryce | 3.0 | 4 | 0 | 0 | 1 | 5 | 13 | 14 |

Win - Bandilla, B. (1-0). Loss - BRIMHALL, C. (0-1). Save - None.
HBP - by ARMSTRONG, S. (Selsky, S.); by ARMSTRONG, S. (Rickard, J.).

Umpires - HP: Jason Rogers 1B: Kevin Daugherty 3B: Steve Corvi
Start: 3:25 pm Time: 2:55 Attendance: 573
Weather: Mostly cloudy, mid-60s

GAME 4

Arizona Baseball Long Beach State at Arizona (Game 1) Feb 26, 2010 at Tucson, Ariz. (Kindall/Sancet)

Long Beach State 8 (2-3)

| Player | ab | r | h | rbi | bb | so | po | a | lob |
|-----------------------|----|---|---|-----|----|----|----|---|-----|
| Metzger, Brennan dh | 4 | 1 | 1 | 0 | 0 | 1 | 0 | 0 | 2 |
| Casas, Jordan cf | 4 | 1 | 1 | 0 | 1 | 3 | 0 | 0 | 0 |
| Lohman, Devin ss | 5 | 1 | 2 | 1 | 0 | 2 | 1 | 2 | 2 |
| Terdoslavich, Joey 3b | 5 | 0 | 1 | 1 | 0 | 1 | 4 | 0 | 0 |
| Mittelstaedt, TJ rf | 4 | 2 | 2 | 0 | 1 | 0 | 1 | 0 | 2 |
| Jones, Jonathan lf | 5 | 2 | 4 | 0 | 1 | | | | |



GAME 5

Arizona Baseball Long Beach State at Arizona Feb 27, 2010 at Tucson, Ariz. (Kindall/Sancet)

Long Beach State 10 (3-3)

| Player | ab | r | h | rbi | bb | so | po | a | lob |
|-----------------------|----|----|----|-----|----|----|----|----|-----|
| Metzger, Brennan dh | 4 | 2 | 1 | 0 | 0 | 0 | 0 | 0 | 0 |
| Dennis, Tre ph/dh | 2 | 0 | 1 | 1 | 0 | 0 | 0 | 0 | 1 |
| Casas, Jordan cf | 4 | 1 | 0 | 1 | 1 | 0 | 1 | 0 | 0 |
| Lohman, Devin ss | 5 | 0 | 3 | 0 | 1 | 1 | 1 | 1 | 1 |
| Terdoslavich, Joey 3b | 4 | 0 | 0 | 0 | 1 | 2 | 2 | 1 | 0 |
| Mittelstaedt, TJ rf | 4 | 2 | 1 | 0 | 1 | 0 | 2 | 0 | 2 |
| Jones, Jonathan lf | 2 | 2 | 0 | 0 | 1 | 1 | 4 | 0 | 2 |
| Tinoco, Steve 1b | 4 | 2 | 3 | 3 | 1 | 0 | 10 | 0 | 0 |
| Legg, Derek 2b | 3 | 1 | 2 | 0 | 2 | 0 | 3 | 4 | 0 |
| Thys, Joel c | 3 | 0 | 0 | 1 | 0 | 0 | 2 | 2 | 5 |
| Avila, Juan ph/c | 1 | 0 | 0 | 0 | 1 | 0 | 0 | 0 | 0 |
| Hoime, Kellen c | 1 | 0 | 0 | 0 | 0 | 0 | 2 | 0 | 0 |
| Gagnon, Andrew p | 0 | 0 | 0 | 0 | 0 | 0 | 2 | 0 | 0 |
| Trout, Kris p | 0 | 0 | 0 | 0 | 0 | 0 | 0 | 0 | 0 |
| Corrales, Josh p | 0 | 0 | 0 | 0 | 0 | 0 | 0 | 0 | 0 |
| Arnerich, Kenny p | 0 | 0 | 0 | 0 | 0 | 0 | 0 | 0 | 0 |
| Totals | 37 | 10 | 11 | 6 | 8 | 5 | 27 | 10 | 11 |

Arizona 3 (3-2)

| Player | ab | r | h | rbi | bb | so | po | a | lob |
|-------------------------|----|---|---|-----|----|----|----|----|-----|
| Ortega, Bryce 2b | 4 | 0 | 0 | 0 | 1 | 0 | 1 | 5 | 0 |
| Valenzuela, Rafael dh | 4 | 1 | 0 | 0 | 1 | 1 | 0 | 0 | 2 |
| Selsky, Steve rf | 3 | 0 | 0 | 0 | 1 | 2 | 2 | 0 | 0 |
| Bandy, Jett c | 4 | 0 | 0 | 0 | 0 | 0 | 6 | 2 | 0 |
| Refsnyder, Robert lf/1b | 4 | 1 | 2 | 1 | 0 | 0 | 3 | 1 | 0 |
| Rickard, Joey cf | 4 | 0 | 0 | 0 | 0 | 0 | 1 | 0 | 0 |
| Frenzel, Cole 1b | 1 | 0 | 0 | 0 | 1 | 5 | 2 | 0 | 0 |
| Brown, Bobby ph/lf | 2 | 1 | 2 | 1 | 0 | 0 | 1 | 0 | 0 |
| Mejias-Brean, Seth 3b | 4 | 0 | 1 | 0 | 0 | 1 | 2 | 0 | 1 |
| Mejia, Alex ss | 4 | 0 | 1 | 1 | 0 | 1 | 3 | 4 | 0 |
| Simon, Kyle p | 0 | 0 | 0 | 0 | 0 | 0 | 2 | 0 | 0 |
| Chaffee, Matt p | 0 | 0 | 0 | 0 | 0 | 0 | 0 | 0 | 0 |
| Hawkinson, Mark p | 0 | 0 | 0 | 0 | 0 | 0 | 0 | 0 | 0 |
| Hale, Tyler p | 0 | 0 | 0 | 0 | 0 | 0 | 1 | 0 | 0 |
| Totals | 34 | 3 | 6 | 3 | 3 | 6 | 27 | 13 | 8 |

| Score by Innings | 1 | 2 | 3 | 4 | 5 | 6 | 7 | 8 | 9 | R | H | E |
|------------------|---|---|---|---|---|---|---|---|---|----|----|---|
| Long Beach State | 0 | 1 | 4 | 0 | 0 | 1 | 2 | 0 | 2 | 10 | 11 | 3 |
| Arizona | 1 | 0 | 0 | 0 | 0 | 1 | 0 | 0 | 1 | 3 | 6 | 3 |

E - Lohman 2(4); Legg(2); Refsnyder 2(2); Frenzel, C.(1). DP - LBSU 1; ARIZ 1. LOB - LBSU 11; ARIZ 8. 2B - Brown, B.(1); Mejias-Brean(1). 3B - Mittelstaedt(2); Brown, B.(1). HBP - Jones 2; Frenzel, C.. SF - Casas(1). SB - Jones(3). CS - Lohman(1); Legg(1); Selsky, S.(1).

| Long Beach State | lp | h | r | er | bb | so | ab | bf |
|------------------|-----|---|---|----|----|----|----|----|
| Gagnon, Andrew | 6.0 | 4 | 2 | 1 | 1 | 4 | 24 | 26 |
| Trout, Kris | 1.0 | 0 | 0 | 0 | 0 | 2 | 3 | 3 |
| Corrales, Josh | 1.0 | 0 | 0 | 0 | 1 | 0 | 2 | 3 |
| Arnerich, Kenny | 1.0 | 2 | 1 | 1 | 1 | 0 | 5 | 6 |

| Arizona | lp | h | r | er | bb | so | ab | bf |
|-----------------|-----|---|---|----|----|----|----|----|
| Simon, Kyle | 4.2 | 6 | 5 | 4 | 5 | 1 | 19 | 26 |
| Chaffee, Matt | 0.2 | 0 | 1 | 0 | 0 | 0 | 3 | 3 |
| Hawkinson, Mark | 0.2 | 2 | 2 | 1 | 1 | 3 | 4 | 4 |
| Hale, Tyler | 3.0 | 3 | 2 | 2 | 2 | 3 | 12 | 15 |

Win - Gagnon (1-1). Loss - Simon, K. (1-1). Save - None.
WP - Simon, K. 3(3); Chaffee, M.; Hale, T.(1). HBP - by Simon, K. (Jones); by Gagnon (Frenzel, C.); by Simon, K. (Jones). PB - Bandy, J.(1).

Umpires - HP: Steve Hilgendorf 1B: Danny Mascorro 3B: Ken Eldridge
Start: 6:04 pm Time: 3:58 Attendance: 713
Weather: Upper 60s, Cloudy
Hawkinson faced 2 batters in the 7th.

GAME 6

Arizona Baseball UNLV at Arizona Mar 02, 2010 at Tucson, Ariz. (Kindall/Sancet)

UNLV 12 (7-2)

| Player | ab | r | h | rbi | bb | so | po | a | lob |
|-----------------------|----|----|----|-----|----|----|----|----|-----|
| THOMAS, Cash rf | 4 | 2 | 1 | 0 | 0 | 3 | 4 | 0 | 0 |
| FRIERSON, Jarred cf | 4 | 1 | 1 | 1 | 1 | 3 | 0 | 0 | 0 |
| BEUERLEIN, Drew c | 4 | 2 | 2 | 0 | 0 | 5 | 1 | 0 | 0 |
| BAYARDI, Brandon lf | 4 | 3 | 2 | 3 | 0 | 0 | 2 | 0 | 0 |
| KRETCHEMER, Kyle 1b | 3 | 2 | 2 | 4 | 1 | 4 | 0 | 0 | 0 |
| KOGLIN, Adam pr | 0 | 0 | 0 | 0 | 0 | 0 | 0 | 0 | 0 |
| DE LA CRUZ, Robbie 1b | 1 | 0 | 0 | 0 | 0 | 5 | 1 | 2 | 0 |
| JIMENEZ, Richie ss | 4 | 1 | 2 | 1 | 0 | 0 | 4 | 0 | 0 |
| ARNOLD, RJ 3b | 4 | 0 | 1 | 1 | 0 | 3 | 0 | 1 | 1 |
| SHUL, Craig dh | 4 | 0 | 0 | 0 | 0 | 2 | 0 | 0 | 0 |
| SATHERLIE, Duncan ph | 1 | 0 | 0 | 0 | 0 | 0 | 0 | 0 | 0 |
| BEATY, Hunter 2b | 4 | 1 | 0 | 0 | 1 | 3 | 3 | 3 | 0 |
| NADING, Chad p | 0 | 0 | 0 | 0 | 0 | 0 | 0 | 0 | 0 |
| CONROY, Kyle p | 0 | 0 | 0 | 0 | 0 | 0 | 0 | 0 | 0 |
| ZUNIGA, Brady p | 0 | 0 | 0 | 0 | 0 | 0 | 0 | 0 | 0 |
| DeWEESE, Glenn p | 0 | 0 | 0 | 0 | 0 | 1 | 1 | 0 | 0 |
| PETERS, Tanner p | 0 | 0 | 0 | 0 | 0 | 0 | 0 | 0 | 0 |
| HUTCHISON, Matt p | 0 | 0 | 0 | 0 | 0 | 0 | 0 | 0 | 0 |
| Totals | 37 | 12 | 11 | 10 | 3 | 11 | 27 | 11 | 6 |

Arizona 10 (3-3)

| Player | ab | r | h | rbi | bb | so | po | a | lob |
|-------------------------|----|----|----|-----|----|----|----|---|-----|
| Ortega, Bryce 2b | 6 | 0 | 0 | 0 | 0 | 0 | 1 | 1 | 4 |
| Valenzuela, Rafael 1b | 4 | 2 | 1 | 2 | 1 | 2 | 1 | 3 | 1 |
| Selsky, Steve rf | 6 | 2 | 2 | 1 | 0 | 1 | 0 | 1 | 0 |
| Bandy, Jett c | 4 | 1 | 3 | 1 | 1 | 0 | 11 | 1 | 0 |
| Refsnyder, Robert lf/3b | 5 | 2 | 3 | 1 | 0 | 0 | 2 | 0 | 0 |
| Rickard, Joey cf | 5 | 2 | 3 | 0 | 1 | 0 | 4 | 0 | 4 |
| Brown, Bobby dh | 2 | 0 | 0 | 0 | 0 | 0 | 0 | 0 | 0 |
| Garcia, Josh ph/dh | 2 | 0 | 1 | 0 | 1 | 0 | 0 | 0 | 0 |
| Mejias-Brean, Seth 3b | 2 | 0 | 0 | 0 | 0 | 0 | 0 | 0 | 0 |
| Chavez, Ethan ph/lf | 1 | 0 | 1 | 1 | 0 | 1 | 1 | 0 | 0 |
| Mejia, Alex ss | 4 | 1 | 0 | 1 | 0 | 1 | 2 | 1 | 0 |
| Bernard, Cory ph | 0 | 0 | 0 | 0 | 1 | 0 | 0 | 0 | 0 |
| Manthel, Stephen p | 0 | 0 | 0 | 0 | 0 | 0 | 0 | 0 | 0 |
| Bandilla, Bryce p | 0 | 0 | 0 | 0 | 0 | 0 | 1 | 1 | 0 |
| Adams, Grayson p | 0 | 0 | 0 | 0 | 0 | 0 | 0 | 0 | 0 |
| Hale, Tyler p | 0 | 0 | 0 | 0 | 0 | 0 | 0 | 0 | 0 |
| Cunningham, Nick p | 0 | 0 | 0 | 0 | 0 | 0 | 1 | 1 | 0 |
| Totals | 41 | 10 | 13 | 10 | 5 | 5 | 27 | 8 | 11 |

| Score by Innings | 1 | 2 | 3 | 4 | 5 | 6 | 7 | 8 | 9 | R | H | E |
|------------------|---|---|---|---|---|---|---|---|---|----|----|---|
| UNLV | 5 | 2 | 0 | 0 | 3 | 0 | 2 | 0 | 2 | 12 | 11 | 3 |
| Arizona | 4 | 3 | 0 | 0 | 1 | 0 | 2 | 0 | 0 | 10 | 13 | 2 |

E - THOMAS, Cash(2); JIMENEZ, R.(2); ARNOLD, RJ(1); Mejia, A.(1); Manthel, S.(1). LOB - UNLV 6; ARIZ 11. 2B - KRETCHEMER(2); Selsky, S.(1). 3B - Valenzuela(2). HR - BAYARDI, B.(1); KRETCHEMER(2); Rickard, J.(2). HBP - THOMAS, Cash; BAYARDI, B.; JIMENEZ, R.; Garcia, J.. SH - BEUERLEIN, D.(1); Chavez, E.. SF - ARNOLD, RJ(1).

| UNLV | lp | h | r | er | bb | so | ab | bf |
|-----------------|-----|---|---|----|----|----|----|----|
| NADING, Chad | 1.2 | 6 | 7 | 4 | 2 | 0 | 12 | 14 |
| CONROY, Kyle | 4.1 | 3 | 1 | 1 | 0 | 2 | 16 | 17 |
| ZUNIGA, Brady | 0.0 | 0 | 1 | 0 | 0 | 0 | 1 | 1 |
| DeWEESE, Glenn | 1.2 | 4 | 1 | 1 | 0 | 0 | 8 | 9 |
| PETERS, Tanner | 0.1 | 0 | 0 | 0 | 0 | 1 | 1 | 1 |
| HUTCHISON, Matt | 1.0 | 0 | 0 | 0 | 3 | 2 | 3 | 6 |

| Arizona | lp | h | r | er | bb | so | ab | bf |
|------------------|-----|---|---|----|----|----|----|----|
| Manthel, Stephen | 0.0 | 2 | 5 | 4 | 1 | 0 | 2 | 5 |
| Bandilla, Bryce | 5.0 | 5 | 4 | 1 | 8 | 20 | 22 | 24 |
| Adams, Grayson | 1.1 | 1 | 0 | 0 | 0 | 1 | 5 | 5 |
| Hale, Tyler | 1.0 | 2 | 0 | 2 | 1 | 2 | 3 | 5 |
| Cunningham, Nick | 1.2 | 3 | 0 | 0 | 0 | 0 | 7 | 8 |

Win - DeWEESE, G. (1-0). Loss - Hale, T. (0-1). Save - HUTCHISON, M (3).
WP - NADING, Chad(1). HBP - by Manthel, S. (BAYARDI, B.); by CONROY, Kyle (Garcia, J.); by Hale, T. (THOMAS, Cash); by Cunningham (JIMENEZ, R.). BK - Bandilla, B.(1). PB - Bandy, J.(2).

Umpires - HP: Scott Higgins 1B: Chris Thomas 3B: Kevin Daugherty
Start: 5 p.m. Time: 3:50 Attendance: 291
Weather: Upper 60s, Fair
Manthel, S. faced 5 batters in the 1st.
Moore, Walker B. faced 1 batter in the 7th.
ZUNIGA, B. faced 1 batter in the 7th.

GAME 7

Arizona Baseball UNLV at Arizona Mar 03, 2010 at Tucson, Ariz. (Kindall/Sancet)

UNLV 4 (7-3)

| Player | ab | r | h | rbi | bb | so | po | a | lob |
|-----------------------|----|---|---|-----|----|----|----|----|-----|
| THOMAS, Cash cf | 5 | 1 | 1 | 0 | 0 | 1 | 2 | 0 | 1 |
| FEINER, Travis 2b | 5 | 2 | 1 | 2 | 1 | 3 | 4 | 1 | 0 |
| BEUERLEIN, Drew 1b | 6 | 1 | 1 | 0 | 0 | 17 | 0 | 0 | 0 |
| KOGLIN, Adam pr | 0 | 0 | 0 | 0 | 0 | 0 | 0 | 0 | 0 |
| DE LA CRUZ, Robbie 1b | 0 | 0 | 0 | 0 | 0 | 3 | 0 | 0 | 0 |
| BAYARDI, Brandon lf | 6 | 0 | 3 | 2 | 0 | 2 | 1 | 0 | 0 |
| KRETCHEMER, Kyle dh | 4 | 0 | 0 | 0 | 2 | 1 | 0 | 0 | 1 |
| BEATY, Hunter pr | 0 | 0 | 0 | 0 | 0 | 0 | 0 | 0 | 0 |
| JIMENEZ, Richie ss | 5 | 0 | 1 | 0 | 1 | 0 | 2 | 8 | 3 |
| CLARK, Nolan c | 5 | 0 | 0 | 0 | 1 | 2 | 3 | 0 | 3 |
| ARNOLD, RJ 3b | 5 | 0 | 1 | 0 | 1 | 1 | 4 | 1 | 0 |
| KAPLAN, Kris rf | 2 | 0 | 0 | 0 | 0 | 2 | 0 | 1 | 0 |
| FRIEND, Sam rf | 4 | 0 | 0 | 0 | 1 | 3 | 0 | 0 | 0 |
| SINGER, Stephen p | 0 | 0 | 0 | 0 | 0 | 0 | 3 | 0 | 0 |
| WHITSETT, Thomas p | 0 | 0 | 0 | 0 | 0 | 0 | 0 | 0 | 0 |
| GILBERTSON, Brian p | 0 | 0 | 0 | 0 | 0 | 0 | 2 | 0 | 0 |
| LEE, Jared p | 0 | 0 | 0 | 0 | 0 | 0 | 1 | 1 | 0 |
| Totals | 47 | 4 | 8 | 4 | 6 | 9 | 36 | 22 | 10 |

Arizona 5 (4-3)

| Player | ab | r | h | rbi | bb | so | po | a | lob |
|-------------------------|----|---|----|-----|----|----|----|----|-----|
| Ortega, Bryce 2b | 3 | 0 | 0 | 1 | 2 | 0 | 6 | 6 | 3 |
| Chavez, Ethan dh | 5 | 1 | 1 | 0 | 1 | 0 | 0 | 0 | 4 |
| Bandy, Jett 1b/c | 6 | 2 | 4 | 1 | 0 | 0 | 15 | 0 | 0 |
| Refsnyder, Robert 3b/lf | 4 | 0 | 1 | 0 | 1 | 0 | 4 | 0 | 0 |
| Selsky, Steve rf | 5 | 0 | 1 | 0 | 1 | 4 | 0 | 1 | 0 |
| Rickard, Joey cf | 5 | 0 | 1 | 2 | 1 | 1 | 1 | 0 | 2 |
| Rinard, Bobby lf | 2 | 1 | 1 | 0 | 1 | 0 | 1 | 0 | 1 |
| Mejias-Brean, Seth 3b | 2 | 0 | 1 | 0 | 0 | 1 | 2 | 1 | 0 |
| Meskin, Jacob c | 2 | 0 | 0 | 0 | 1 | 0 | 5 | 0 | 0 |
| Brown, Bobby ph/lf | 1 | 1 | 1 | 0 | 1 | 0 | 0 | 0 | 0 |
| Mejia, Alex ss | 4 | 0 | 0 | 0 | 0 | 0 | 2 | 8 | 0 |
| Workman, Daniel p | 0 | 0 | 0 | 0 | 0 | 0 | 0 | 0 | 0 |
| Littleman, Vincent p | 0 | 0 | 0 | 0 | 0 | 0 | 0 | 0 | 0 |
| Cunningham, Nick p | 0 | 0 | 0 | 0 | 0 | 0 | 0 | 0 | 0 |
| Hale, Tyler p | 0 | 0 | 0 | 0 | 0 | 0 | 0 | 1 | 0 |
| Forestieri, Jared p | 0 | 0 | 0 | 0 | 0 | 0 | 0 | 0 | 0 |
| Allison, Joe p | 0 | 0 | 0 | 0 | 0 | 0 | 0 | 0 | 0 |
| Totals | 39 | 5 | 11 | 4 | 9 | 2 | 39 | 17 | 13 |

| Score by Innings | 1 | 2 | 3 | 4 | 5 | 6 | 7 | 8 | 9 | 10 | 11 | 12 | 13 | R | H | E |
|------------------|---|---|---|---|---|---|---|---|---|----|----|----|----|---|---|---|
| UNLV | 1 | 0 | 0 | 0 | 0 | 0 | 1 | 0 | 0 | 2 | 0 | 0 | 0 | | | |

GAME 9

Arizona Baseball #18 Cal State Fullerton at Arizona Mar 06, 2010 at Tucson, Ariz. (Kindall/Sancet)

Cal State Fullerton6 (5-4)

| Player | ab | r | h | rbi | bb | so | po | a | lob |
|-----------------------|----|---|----|-----|----|----|----|----|-----|
| Colon, Christian ss | 5 | 1 | 0 | 0 | 0 | 1 | 4 | 0 | |
| Brown, Gary cf | 5 | 1 | 3 | 1 | 0 | 1 | 0 | 0 | |
| Jones, Corey 3b | 4 | 1 | 1 | 0 | 1 | 2 | 2 | | |
| Ramirez, Nick 1b | 5 | 0 | 1 | 0 | 1 | 12 | 1 | | |
| Lopez, Carlos dh | 4 | 2 | 3 | 0 | 0 | 0 | 0 | | |
| Carrillo, David ph | 1 | 0 | 1 | 0 | 0 | 0 | 0 | | |
| Marcos, Billy c | 5 | 0 | 1 | 0 | 0 | 2 | 8 | 1 | |
| Pill, Tyler rf | 3 | 1 | 2 | 2 | 0 | 0 | 0 | 1 | |
| Orloff, Matt 2b | 1 | 0 | 0 | 0 | 0 | 1 | 0 | 1 | |
| Siddons, Joey 2b | 2 | 0 | 0 | 1 | 1 | 0 | 2 | 1 | |
| Thomas, Ivory rf | 1 | 0 | 0 | 0 | 1 | 0 | 0 | 0 | |
| Kingsolver, Austin lf | 4 | 0 | 1 | 0 | 0 | 1 | 0 | 0 | 3 |
| Ramirez, Noe p | 0 | 0 | 0 | 0 | 0 | 1 | 3 | 0 | |
| Totals | 40 | 6 | 13 | 6 | 1 | 28 | 13 | 10 | |

Arizona 1 (4-5)

| Player | ab | r | h | rbi | bb | so | po | a | lob |
|-------------------------|----|---|---|-----|----|----|----|---|-----|
| Rinard, Bobby lf | 4 | 0 | 0 | 0 | 0 | 2 | 1 | 0 | 1 |
| Mejias-Brean, Seth 3b | 0 | 0 | 0 | 0 | 0 | 0 | 0 | 0 | 0 |
| Valenzuela, Rafael 1b | 4 | 1 | 1 | 0 | 0 | 1 | 8 | 1 | 0 |
| Bandy, Jett c | 2 | 0 | 0 | 0 | 1 | 0 | 8 | 0 | 0 |
| Refsnyder, Robert 3b/lf | 2 | 0 | 0 | 0 | 0 | 1 | 1 | 1 | |
| Selsky, Steve rf | 4 | 0 | 1 | 0 | 1 | 2 | 0 | 0 | |
| Rickard, Joey cf | 4 | 0 | 0 | 0 | 2 | 1 | 0 | 1 | |
| Brown, Bobby dh | 4 | 0 | 2 | 0 | 0 | 1 | 0 | 0 | 2 |
| Mejia, Alex ss | 2 | 0 | 0 | 0 | 0 | 2 | 3 | 1 | |
| Ortega, Bryce 2b | 3 | 0 | 1 | 0 | 0 | 2 | 2 | 0 | |
| Simon, Kyle p | 0 | 0 | 0 | 0 | 0 | 0 | 0 | 0 | 0 |
| Bandilla, Bryce p | 0 | 0 | 0 | 0 | 0 | 1 | 1 | 0 | |
| Manthei, Stephen p | 0 | 0 | 0 | 0 | 0 | 0 | 0 | 0 | 0 |
| Totals | 29 | 1 | 5 | 1 | 1 | 9 | 27 | 9 | 6 |

| Score by Innings | 1 | 2 | 3 | 4 | 5 | 6 | 7 | 8 | 9 | R | H | E |
|---------------------|---|---|---|---|---|---|---|---|---|---|----|---|
| Cal State Fullerton | 0 | 2 | 3 | 0 | 0 | 0 | 0 | 1 | 0 | 6 | 13 | 0 |
| Arizona | 0 | 0 | 0 | 0 | 0 | 0 | 0 | 1 | 0 | 1 | 5 | 3 |

E - Bandy, J.(2); Refsnyder 2(4). LOB - CSF 10; ARIZ 6. 2B - Brown, B.(2). 3B - Brown(3); Jones, Co.(1); Valenzuela(3). HBP - Jones, Co.; Pill, T.; Bandy, J.; Refsnyder 2. SH - Mejia, A.(3). SB - Colon 2(3); Brown 2(6); Pill, T.(1).

| Cal State Fullerton | lp | h | r | er | bb | so | ab | bf |
|---------------------|-----|---|---|----|----|----|----|----|
| Ramirez, Noe | 9.0 | 5 | 1 | 1 | 1 | 9 | 29 | 34 |

| Arizona | lp | h | r | er | bb | so | ab | bf |
|------------------|-----|---|---|----|----|----|----|----|
| Simon, Kyle | 3.1 | 7 | 5 | 4 | 1 | 2 | 18 | 20 |
| Bandilla, Bryce | 5.0 | 6 | 1 | 1 | 0 | 4 | 20 | 21 |
| Manthei, Stephen | 0.2 | 0 | 0 | 0 | 0 | 2 | 2 | 2 |

Win - Ramirez, No. (1-1). Loss - Simon, K. (1-2). Save - None.
WP - Simon, K.(4); Bandilla, B.(1). HBP - by Simon, K. (Jones, Co.); by Ramirez, No. (Bandy, J.); by Ramirez, No. (Refsnyder); by Bandilla, B. (Pill, T.); by Ramirez, No. (Refsnyder).

Umpires - HP: Scott Letendre 1B: Tim Vessey 3B: Joe Burleson
Start: 6:03 pm Time: 2:42 Attendance: 1054
Weather: Partly cloudy, windy, 60s

GAME 10

Arizona Baseball #18 Cal State Fullerton at Arizona Mar 07, 2010 at Tucson, Ariz. (Kindall/Sancet)

Cal State Fullerton1 (4-6)

| Player | ab | r | h | rbi | bb | so | po | a | lob |
|---------------------|----|---|---|-----|----|----|----|----|-----|
| Colon, Christian ss | 4 | 0 | 1 | 0 | 0 | 2 | 2 | 1 | |
| Brown, Gary cf | 4 | 0 | 3 | 0 | 0 | 0 | 6 | 0 | |
| Jones, Corey 3b | 4 | 0 | 0 | 0 | 0 | 1 | 0 | 0 | |
| Ramirez, Nick 1b | 4 | 0 | 1 | 0 | 2 | 8 | 1 | 1 | |
| Lopez, Carlos dh | 4 | 0 | 1 | 0 | 0 | 0 | 0 | 3 | |
| Marcos, Billy c | 2 | 1 | 1 | 0 | 0 | 1 | 3 | 1 | |
| Carrillo, David c | 2 | 0 | 1 | 0 | 0 | 1 | 0 | 0 | |
| Pill, Tyler rf | 2 | 0 | 0 | 0 | 0 | 1 | 0 | 0 | |
| Moore, Walker ph/lf | 2 | 0 | 0 | 0 | 0 | 0 | 0 | 0 | |
| Siddons, Joey 2b | 1 | 0 | 0 | 0 | 0 | 2 | 2 | 0 | |
| Davis, Jonathan ph | 1 | 0 | 0 | 0 | 1 | 0 | 0 | 0 | |
| Orloff, Matt 2b | 0 | 0 | 0 | 0 | 1 | 0 | 2 | 0 | |
| Pedroza, Richie ph | 1 | 0 | 0 | 0 | 0 | 0 | 0 | 0 | |
| Hutting, Anthony lf | 2 | 0 | 1 | 1 | 0 | 0 | 2 | 0 | |
| Thomas, Ivory ph/rf | 1 | 0 | 0 | 0 | 0 | 0 | 0 | 1 | |
| Rath, Kevin p | 0 | 0 | 0 | 0 | 0 | 0 | 1 | 0 | |
| Floro, Dylan p | 0 | 0 | 0 | 0 | 0 | 0 | 1 | 0 | |
| Hurlbut, David p | 0 | 0 | 0 | 0 | 0 | 0 | 0 | 0 | |
| O'Connell, Colin p | 0 | 0 | 0 | 0 | 0 | 0 | 1 | 0 | |
| Dingeman, Derrick p | 0 | 0 | 0 | 0 | 0 | 0 | 0 | 0 | |
| Totals | 34 | 1 | 9 | 1 | 1 | 5 | 24 | 12 | 7 |

Arizona 10 (6-4)

| Player | ab | r | h | rbi | bb | so | po | a | lob |
|-----------------------|----|----|----|-----|----|----|----|----|-----|
| Rickard, Joey cf | 5 | 1 | 2 | 0 | 0 | 1 | 2 | 0 | 0 |
| Valenzuela, Rafael 1b | 3 | 3 | 2 | 2 | 1 | 0 | 15 | 0 | 0 |
| Bandy, Jett c | 4 | 1 | 1 | 0 | 0 | 1 | 6 | 0 | 0 |
| Selsky, Steve rf | 4 | 2 | 2 | 1 | 1 | 0 | 1 | 2 | |
| Brown, Bobby dh | 2 | 1 | 1 | 1 | 2 | 0 | 0 | 0 | 0 |
| Refsnyder, Robert lf | 2 | 0 | 0 | 0 | 0 | 1 | 0 | 0 | 0 |
| Mejias-Brean, Seth 3b | 3 | 0 | 1 | 3 | 0 | 0 | 1 | 2 | |
| Mejia, Alex ss | 4 | 0 | 0 | 0 | 0 | 1 | 8 | 2 | |
| Ortega, Bryce 2b | 4 | 2 | 2 | 0 | 0 | 0 | 2 | 4 | |
| Workman, Daniel p | 0 | 0 | 0 | 0 | 0 | 0 | 0 | 1 | 0 |
| Littleman, Vincent p | 0 | 0 | 0 | 0 | 0 | 0 | 0 | 0 | 0 |
| Manthei, Stephen p | 0 | 0 | 0 | 0 | 0 | 0 | 0 | 0 | 0 |
| Totals | 31 | 10 | 11 | 9 | 4 | 4 | 27 | 15 | 6 |

| Score by Innings | 1 | 2 | 3 | 4 | 5 | 6 | 7 | 8 | 9 | R | H | E |
|---------------------|---|---|---|---|---|---|---|---|---|----|----|---|
| Cal State Fullerton | 0 | 0 | 0 | 0 | 1 | 0 | 0 | 0 | 0 | 1 | 9 | 1 |
| Arizona | 3 | 1 | 2 | 3 | 1 | 0 | 0 | 0 | 0 | 10 | 11 | 3 |

E - Siddons(2); Rickard, J.(1); Valenzuela(1); Workman, D.(1). DP - CSF 1; ARIZ 2. LOB - CSF 7; ARIZ 6. 2B - Brown(4); Ortega, B.(1). HR - Valenzuela(1). HBP - Valenzuela(1); Bandy, J.. SH - Refsnyder(2). SF - Refsnyder(1); Mejias-Brean(1). SB - Brown(7). CS - Rickard, J.(1).

| Cal State Fullerton | lp | h | r | er | bb | so | ab | bf |
|---------------------|-----|---|---|----|----|----|----|----|
| Rath, Kevin | 2.0 | 3 | 4 | 3 | 2 | 8 | 12 | |
| Floro, Dylan | 1.0 | 5 | 4 | 4 | 0 | 6 | 7 | |
| Hurlbut, David | 0.1 | 1 | 1 | 1 | 2 | 1 | 2 | 4 |
| O'Connell, Colin | 2.2 | 2 | 1 | 1 | 0 | 1 | 9 | 11 |
| Dingeman, Derrick | 2.0 | 0 | 0 | 0 | 0 | 0 | 6 | 6 |

| Arizona | lp | h | r | er | bb | so | ab | bf |
|--------------------|-----|---|---|----|----|----|----|----|
| Workman, Daniel | 6.0 | 7 | 1 | 0 | 0 | 3 | 24 | 24 |
| Littleman, Vincent | 2.0 | 2 | 0 | 0 | 1 | 1 | 7 | 8 |
| Manthei, Stephen | 1.0 | 0 | 0 | 0 | 0 | 1 | 3 | 3 |

Win - Workman, D. (1-0). Loss - Rath (1-1). Save - None.
WP - Hurlbut(2). HBP - by Rath (Valenzuela); by O'Connell (Bandy, J.).

Umpires - HP: Tim Vessey 1B: Joe Burleson 3B: Scott Letendre
Start: 12:03 pm Time: 2:28 Attendance: 296
Weather: Cloudy, windy, 60s
Floro, D. faced 2 batters in the 4th.
Workman, D. faced 1 batter in the 7th.

GAME 11

Arizona Baseball Saint Joseph's at Arizona (Game 1) Mar 10, 2010 at Tucson, Ariz. (Kindall/Sancet)

Saint Joseph's3 (1-7)

| Player | ab | r | h | rbi | bb | so | po | a | lob |
|---------------------|----|---|---|-----|----|----|----|---|-----|
| Mike Coleman cf | 3 | 0 | 0 | 0 | 0 | 2 | 0 | 1 | |
| Brett Tiagwad ph/cf | 2 | 0 | 0 | 0 | 1 | 2 | 0 | 1 | |
| Joe Cook ss | 2 | 2 | 1 | 0 | 1 | 0 | 2 | 0 | |
| Anthony Cirillo ss | 1 | 0 | 0 | 0 | 0 | 0 | 0 | 0 | |
| Dewey Oriente lf | 3 | 0 | 1 | 0 | 1 | 2 | 1 | 0 | 0 |
| David Valesente 3b | 4 | 0 | 1 | 0 | 0 | 2 | 1 | 0 | |
| Drew Smith c | 4 | 0 | 2 | 0 | 0 | 5 | 2 | 1 | |
| Kevin Taylor dh | 4 | 0 | 1 | 0 | 0 | 2 | 0 | 0 | 1 |
| Brian Hartsell 1b | 4 | 1 | 1 | 0 | 0 | 2 | 6 | 0 | 3 |
| Ryan McDonald rf | 3 | 0 | 0 | 0 | 0 | 3 | 0 | 0 | |
| Greg Kumpel ph | 1 | 0 | 0 | 0 | 0 | 0 | 0 | 0 | |
| Quinn Renner 2b | 4 | 0 | 2 | 1 | 0 | 1 | 3 | 1 | |
| Kyle Mullen p | 0 | 0 | 0 | 0 | 0 | 0 | 1 | 0 | |
| Shane Carey p | 0 | 0 | 0 | 0 | 0 | 0 | 0 | 0 | |
| Adam Rivera p | 0 | 0 | 0 | 0 | 0 | 0 | 2 | 0 | |
| Pat Monaghan p | 0 | 0 | 0 | 0 | 0 | 0 | 0 | 0 | |
| Totals | 35 | 3 | 9 | 3 | 2 | 8 | 24 | 9 | 7 |

Arizona 17 (7-4)

| Player | ab | r | h | rbi | bb | so | po | a | lob |
|-----------------------|----|----|----|-----|----|----|----|----|-----|
| Rickard, Joey cf | 4 | 3 | 1 | 1 | 1 | 2 | 0 | 2 | |
| Valenzuela, Rafael 1b | 6 | 3 | 3 | 3 | 0 | 1 | 10 | 0 | 1 |
| Bandy, Jett c | 4 | 4 | 4 | 1 | 0 | 8 | 0 | 0 | |
| Meskin, Jacob c | 1 | 0 | 0 | 0 | 0 | 0 | 0 | 0 | |
| Selsky, Steve rf | 6 | 3 | 4 | 3 | 0 | 1 | 3 | 0 | |
| Brown, Bobby dh | 6 | 1 | 2 | 3 | 0 | 1 | 0 | 0 | 2 |
| Refsnyder, Robert lf | 5 | 1 | 3 | 1 | 0 | 1 | 0 | 0 | 0 |
| Mejias-Brean, Seth 3b | 5 | 0 | 2 | 1 | 0 | 0 | 1 | 2 | |
| Mejia, Alex ss | 4 | 0 | 2 | 1 | 1 | 0 | 4 | 2 | |
| Ortega, Bryce 2b | 5 | 2 | 2 | 0 | 0 | 1 | 3 | 2 | |
| Littleman, Vincent p | 0 | 0 | 0 | 0 | 0 | 0 | 0 | 0 | |
| Bill, Auguey p | 0 | 0 | 0 | 0 | 0 | 0 | 0 | 1 | |
| Forestieri, Jared p | 0 | 0 | 0 | 0 | 0 | 0 | 0 | 1 | |
| Lopez, Michael p | 0 | 0 | 0 | 0 | 0 | 0 | 0 | 1 | |
| Totals | 46 | 17 | 23 | 14 | 3 | 6 | 27 | 10 | 9 |

| Score by Innings | 1 | 2 | 3 | 4 | 5 | 6 | 7 | 8 | 9 | R | H | E |
|------------------|---|---|---|---|---|---|---|---|---|----|----|---|
| Saint Joseph's | 1 | 0 | 1 | 0 | 0 | 1 | 0 | 0 | 0 | 3 | 9 | 3 |
| Arizona | 4 | 5 | 0 | 3 | 1 | 0 | 1 | 3 | X | 17 | 23 | 1 |

E - Cirillo(1); Valesente(5); Mullen(1); Mejia, A.(4). DP - ARIZ 1. LOB - SJU 7; ARIZ 9. 2B - Hartsell(2); Valenzuela 3(4); Bandy, J. 2(7); Selsky, S.(3); Brown, B.(3); Refsnyder(1); Mejia, A.(3). 3B - Selsky, S.(1). HBP - Rickard, J.. SB - Rickard, J. 2(6); Valenzuela(2); Ortega, B. 2(5). CS - Mejia, A.(2).

| Saint Joseph's | lp | h | r | er | bb | so | ab | bf |
|----------------|-----|----|---|----|----|----|----|----|
| Kyle Mullen | 0.2 | 4 | 4 | 4 | 0 | 1 | 6 | 7 |
| Shane Carey | 0.1 | 4 | 4 | 4 | 0 | 0 | 5 | 5 |
| Adam Rivera | 5.0 | 11 | 5 | 5 | 1 | 4 | 25 | 26 |
| Pat Monaghan | 2.0 | 4 | 4 | 3 | 2 | 1 | 10 | 12 |

| Arizona | lp | h | r | er | bb | so | ab | bf |
|--------------------|-----|---|---|----|----|----|----|----|
| Littleman, Vincent | 5.0 | 7 | 2 | 2 | 2 | 5 | 21 | 23 |
| Bill, Auguey | 2.0 | 2 | 1 | 1 | 0 | 3 | 8 | 8 |
| Forestieri, Jared | 0.2 | 0 | 0 | 0 | 0 | 0 | 2 | 2 |
| Lopez, Michael | 1.1 | 0 | 0 | 0 | 0 | 0 | 4 | 4 |

Win - Littleman (1-0). Loss - Mullen (0-1). Save - None.
WP - Rivera 2(2); Monaghan(2). HBP - by Mullen (Rickard, J.). BK - Mullen(1); Carey(1).

Umpires - HP: Jason Rogers 1B: Travis Katzenmeier 3B: Kevin Daugherty
Start: 12:02 pm Time: 2:53 Attendance: 326
Weather: Mostly sunny, 60s, light wind
Carey faced 4 batters in the 2nd.

GAME 12

Arizona Baseball Saint Joseph's at Arizona (Game 2) Mar 10, 2010 at Tucson, Ariz. (Kindall/Sancet)

Saint Joseph's2 (1-8)

| Player | ab | r | h | rbi | bb | so | po | a | lob |
|-----------------|----|---|---|-----|----|----|----|---|-----|
| Mike Coleman cf | 4 | 0 | 1 | 1 | 1 | 4 | 0 | 0 | |
| Joe Cook ss | 4 | 0 | 0 | 0 | | | | | |



GAME 13

Arizona Baseball
Northern Colorado at Arizona
Mar 12, 2010 at Tucson, Ariz. (Kindall/Sancet)

Northern Colorado 1 (3-6)

| Player | ab | r | h | rbi | bb | so | po | a | lob |
|------------------|----|---|---|-----|----|----|----|----|-----|
| Schenk, A. dh | 3 | 0 | 0 | 0 | 1 | 1 | 0 | 0 | 1 |
| Berggren, J. cf | 3 | 0 | 0 | 0 | 2 | 3 | 1 | 1 | 0 |
| Borzileri, T ph | 1 | 0 | 0 | 0 | 0 | 0 | 0 | 0 | 0 |
| Raudenbush, M rf | 3 | 0 | 0 | 0 | 0 | 1 | 4 | 0 | 0 |
| Roche, P. ph | 1 | 0 | 0 | 0 | 0 | 1 | 0 | 0 | 0 |
| Budde, S. c | 3 | 0 | 0 | 0 | 2 | 0 | 2 | 0 | 0 |
| Lambert, H. c | 1 | 0 | 0 | 0 | 0 | 0 | 0 | 0 | 0 |
| Hardman, K. 1b | 3 | 0 | 1 | 0 | 0 | 8 | 1 | 0 | 0 |
| Berge, TJ 2b | 3 | 0 | 0 | 0 | 2 | 5 | 2 | 1 | 0 |
| Wallace, T. 3b | 3 | 0 | 0 | 0 | 0 | 2 | 0 | 0 | 0 |
| Shannon, M. lf | 3 | 1 | 2 | 1 | 0 | 0 | 1 | 2 | 0 |
| Crudo, T. ss | 3 | 0 | 0 | 0 | 0 | 1 | 5 | 0 | 0 |
| Quisenberry p | 0 | 0 | 0 | 0 | 0 | 1 | 1 | 0 | 0 |
| Packard, B. p | 0 | 0 | 0 | 0 | 0 | 0 | 1 | 0 | 0 |
| Skufca, E. p | 0 | 0 | 0 | 0 | 0 | 0 | 0 | 0 | 0 |
| Totals | 30 | 1 | 3 | 1 | 1 | 10 | 24 | 15 | 3 |

Arizona 9 (9-4)

| Player | ab | r | h | rbi | bb | so | po | a | lob |
|-----------------------|----|---|----|-----|----|----|----|---|-----|
| Rickard, Joey cf | 5 | 0 | 4 | 4 | 0 | 0 | 3 | 0 | 0 |
| Valenzuela, Rafael 1b | 5 | 0 | 1 | 0 | 0 | 0 | 9 | 0 | 4 |
| Bandy, Jett c | 5 | 1 | 3 | 0 | 0 | 0 | 10 | 0 | 1 |
| Selsky, Steve rf | 4 | 1 | 2 | 0 | 0 | 0 | 2 | 0 | 0 |
| Refsnyder, Robert lf | 3 | 2 | 2 | 1 | 1 | 0 | 1 | 0 | 2 |
| Rinard, Bobby dh | 5 | 1 | 2 | 2 | 0 | 0 | 0 | 0 | 1 |
| Mejias-Brean, Seth 3b | 4 | 2 | 3 | 1 | 1 | 0 | 1 | 1 | 2 |
| Mejia, Alex ss | 5 | 1 | 1 | 0 | 0 | 0 | 1 | 3 | 1 |
| Ortega, Bryce 2b | 3 | 1 | 1 | 0 | 0 | 0 | 5 | 0 | 0 |
| Heyer, Kurt p | 0 | 0 | 0 | 0 | 0 | 0 | 0 | 0 | 0 |
| Totals | 39 | 9 | 19 | 8 | 2 | 0 | 27 | 9 | 11 |

Score by Innings

| | 1 | 2 | 3 | 4 | 5 | 6 | 7 | 8 | 9 | R | H | E |
|-------------------|---|---|---|---|---|---|---|---|---|---|----|---|
| Northern Colorado | 0 | 0 | 0 | 0 | 0 | 0 | 0 | 1 | 0 | 1 | 3 | 1 |
| Arizona | 0 | 1 | 5 | 0 | 1 | 0 | 1 | 1 | X | 9 | 19 | 0 |

E - Crudo, T.(4). DP - NC 1. LOB - NC 3; ARIZ 11. 2B - Rickard, J.(2); Bandy, J.(8); Refsnyder(2). HR - Shannon, M.(1). HBP - Selsky, S.; Refsnyder; Ortega, B.. SB - Shannon, M.(2); Rinard, B.(3); Mejias-Brean 2(2); Mejia, A.(1); Ortega, B. 2(8). CS - Selsky, S.(2).

Northern Colorado

| Player | ip | h | r | er | bb | so | ab | bf |
|-------------|-----|---|---|----|----|----|----|----|
| Quisenberry | 2.0 | 8 | 6 | 5 | 0 | 0 | 15 | 16 |
| Packard, B. | 5.0 | 9 | 2 | 2 | 1 | 0 | 20 | 23 |
| Skufca, E. | 1.0 | 2 | 1 | 1 | 1 | 0 | 4 | 5 |

Arizona

| Player | ip | h | r | er | bb | so | ab | bf |
|-------------|-----|---|---|----|----|----|----|----|
| Heyer, Kurt | 9.0 | 3 | 1 | 1 | 1 | 10 | 30 | 31 |

Win - Heyer, K. (2-0). Loss - Quisenberry (0-2). Save - None.
WP - Packard, B.(2). HBP - by Quisenberry (Selsky, S.); by Packard, B. (Ortega, B.); by Packard, B. (Refsnyder). BK - Quisenberry 2(2); Packard, B.(1).

Umpires - HP: Dave Yeast 1B: David Natali 3B: Jeff Patterson
Start: 4 p.m. Time: 2:18 Attendance: 310
Weather: Upper 60s, Clear
Quisenberry faced 5 batters in the 3rd.

GAME 14

Arizona Baseball
Northern Colorado at Arizona
Mar 13, 2010 at Tucson, Ariz. (Kindall/Sancet)

Northern Colorado 6 (3-7)

| Player | ab | r | h | rbi | bb | so | po | a | lob |
|------------------|----|---|----|-----|----|----|----|----|-----|
| Schenk, A. lf | 4 | 0 | 0 | 1 | 0 | 2 | 1 | 1 | 3 |
| Raudenbush, M rf | 5 | 0 | 1 | 0 | 0 | 1 | 0 | 0 | 1 |
| Budde, S. c | 5 | 1 | 2 | 1 | 0 | 0 | 6 | 1 | 0 |
| Roche, P. pr | 0 | 0 | 0 | 0 | 0 | 0 | 0 | 0 | 0 |
| Hardman, K. 1b | 5 | 1 | 2 | 0 | 0 | 0 | 10 | 1 | 1 |
| Wallace, T. 3b | 4 | 1 | 1 | 0 | 0 | 1 | 4 | 1 | 1 |
| Shannon, M. cf | 4 | 1 | 1 | 2 | 0 | 0 | 2 | 0 | 0 |
| Lambert, H. dh | 3 | 0 | 1 | 0 | 1 | 0 | 0 | 0 | 0 |
| Berge, TJ 2b | 4 | 1 | 2 | 1 | 0 | 1 | 3 | 2 | 0 |
| Crudo, T. ss | 3 | 1 | 1 | 0 | 1 | 0 | 1 | 5 | 1 |
| Sawicki, J. p | 0 | 0 | 0 | 0 | 0 | 0 | 1 | 0 | 0 |
| Tallman, C. c | 0 | 0 | 0 | 0 | 0 | 0 | 0 | 0 | 0 |
| Scott, F. p | 0 | 0 | 0 | 0 | 0 | 0 | 0 | 0 | 0 |
| Hall, B. p | 0 | 0 | 0 | 0 | 0 | 0 | 0 | 0 | 0 |
| Vierra, K. p | 0 | 0 | 0 | 0 | 0 | 0 | 0 | 0 | 0 |
| Totals | 37 | 6 | 11 | 5 | 2 | 6 | 24 | 16 | 7 |

Arizona 7 (10-4)

| Player | ab | r | h | rbi | bb | so | po | a | lob |
|-----------------------|----|---|----|-----|----|----|----|----|-----|
| Rickard, Joey cf | 3 | 2 | 2 | 0 | 2 | 1 | 3 | 0 | 0 |
| Valenzuela, Rafael 1b | 2 | 1 | 1 | 2 | 0 | 9 | 1 | 0 | 0 |
| Bandy, Jett c | 2 | 0 | 1 | 3 | 0 | 6 | 1 | 0 | 0 |
| Selsky, Steve rf | 3 | 0 | 0 | 1 | 2 | 0 | 1 | 0 | 0 |
| Brown, Bobby dh | 4 | 0 | 1 | 1 | 0 | 0 | 0 | 0 | 2 |
| Refsnyder, Robert lf | 5 | 1 | 3 | 0 | 0 | 0 | 0 | 0 | 2 |
| Mejias-Brean, Seth 3b | 4 | 0 | 0 | 1 | 0 | 2 | 1 | 3 | 2 |
| Mejia, Alex ss | 3 | 1 | 2 | 0 | 1 | 0 | 1 | 4 | 0 |
| Ortega, Bryce 2b | 3 | 2 | 1 | 0 | 1 | 0 | 4 | 6 | 1 |
| Workman, Daniel p | 0 | 0 | 0 | 0 | 0 | 0 | 0 | 0 | 0 |
| Simon, Kyle p | 0 | 0 | 0 | 0 | 0 | 0 | 0 | 0 | 0 |
| Bill, Auguey p | 0 | 0 | 0 | 0 | 0 | 0 | 0 | 0 | 0 |
| Manthei, Stephen p | 0 | 0 | 0 | 0 | 0 | 0 | 0 | 0 | 0 |
| Cunningham, Nick p | 0 | 0 | 0 | 0 | 0 | 0 | 0 | 0 | 0 |
| Hale, Tyler p | 0 | 0 | 0 | 0 | 0 | 0 | 0 | 0 | 0 |
| Totals | 29 | 7 | 10 | 5 | 12 | 3 | 27 | 16 | 11 |

Score by Innings

| | 1 | 2 | 3 | 4 | 5 | 6 | 7 | 8 | 9 | R | H | E |
|-------------------|---|---|---|---|---|---|---|---|---|---|----|---|
| Northern Colorado | 0 | 2 | 0 | 0 | 1 | 2 | 0 | 0 | 1 | 6 | 11 | 3 |
| Arizona | 0 | 0 | 2 | 0 | 1 | 1 | 0 | 3 | X | 7 | 10 | 4 |

E - Budde, S.(1); Hardman, K. 2(2); Selsky, S.(1); Mejia, A. 3(7). DP - NC 3; ARIZ 3. LOB - NC 7; ARIZ 11. 2B - Hardman, K.(2); Refsnyder(3). SH - Valenzuela(2). SF - Schenk, A.(1). SB - Crudo, T.(2); Rickard, J.(8); Valenzuela(3); Mejia, A.(2). CS - Shannon, M.(1).

Northern Colorado

| Player | ip | h | r | er | bb | so | ab | bf |
|-------------|-----|---|---|----|----|----|----|----|
| Sawicki, J. | 5.0 | 6 | 3 | 2 | 4 | 3 | 18 | 23 |
| Tallman, C. | 0.2 | 1 | 1 | 1 | 3 | 0 | 3 | 6 |
| Scott, F. | 1.1 | 3 | 3 | 3 | 2 | 0 | 6 | 8 |
| Hall, B. | 0.0 | 0 | 0 | 0 | 2 | 0 | 2 | 2 |
| Vierra, K. | 1.0 | 0 | 0 | 0 | 1 | 0 | 2 | 3 |

Arizona

| Player | ip | h | r | er | bb | so | ab | bf |
|------------------|-----|---|---|----|----|----|----|----|
| Workman, Daniel | 1.1 | 5 | 2 | 2 | 0 | 0 | 8 | 8 |
| Simon, Kyle | 4.1 | 2 | 3 | 0 | 1 | 2 | 15 | 17 |
| Bill, Auguey | 0.1 | 1 | 0 | 0 | 1 | 0 | 2 | 3 |
| Manthei, Stephen | 1.0 | 1 | 0 | 0 | 0 | 1 | 4 | 4 |
| Cunningham, Nick | 1.0 | 0 | 0 | 0 | 0 | 1 | 3 | 3 |
| Hale, Tyler | 1.0 | 2 | 1 | 1 | 0 | 2 | 5 | 5 |

Win - Cunningham (1-0). Loss - Scott, F. (0-2). Save - Hale, T. (1).
WP - Tallman, C.(1); Hall, B.(1); Workman, D.(1); Simon, K.(5); Hale, T.(2). PB - Budde, S.(1).

Umpires - HP: David Natali 1B: Jeff Patterson 3B: Dave Yeast
Start: 1 p.m. Time: 3:12 Attendance: 793
Weather: Low 70s, Sunny
Scott, F. faced 3 batters in the 8th.
Hall, B. faced 2 batters in the 8th.

GAME 15

Arizona Baseball
Northern Colorado at Arizona
Mar 14, 2010 at Tucson, Ariz. (Kindall/Sancet)

Northern Colorado 4 (3-8)

| Player | ab | r | h | rbi | bb | so | po | a | lob |
|------------------|----|---|---|-----|----|----|----|----|-----|
| Borzileri, T cf | 2 | 0 | 0 | 0 | 1 | 2 | 0 | 0 | 0 |
| Schenk, A. ph/cf | 1 | 1 | 0 | 0 | 1 | 0 | 2 | 0 | 0 |
| Raudenbush, M rf | 5 | 2 | 1 | 0 | 0 | 1 | 2 | 0 | 4 |
| Budde, S. c | 5 | 1 | 3 | 2 | 0 | 4 | 2 | 0 | 0 |
| Hardman, K. 1b | 4 | 0 | 0 | 0 | 0 | 1 | 8 | 2 | 0 |
| Berge, TJ ph | 1 | 0 | 0 | 0 | 0 | 1 | 0 | 0 | 0 |
| Wallace, T. 3b | 5 | 0 | 2 | 1 | 0 | 1 | 3 | 0 | 0 |
| Berggren, J. lf | 2 | 0 | 0 | 0 | 1 | 1 | 0 | 2 | 0 |
| Roche, P. ph/lf | 2 | 0 | 0 | 0 | 2 | 0 | 0 | 0 | 0 |
| Coy, C. 2b | 3 | 0 | 1 | 0 | 1 | 5 | 7 | 3 | 0 |
| Lambert, H. dh | 3 | 0 | 1 | 0 | 1 | 0 | 0 | 0 | 0 |
| Crudo, T. ss | 1 | 0 | 0 | 0 | 2 | 0 | 1 | 5 | 0 |
| Willman, J. p | 0 | 0 | 0 | 0 | 0 | 0 | 1 | 1 | 0 |
| Shannon, M. p | 0 | 0 | 0 | 0 | 0 | 0 | 0 | 0 | 0 |
| Bable, M. p | 0 | 0 | 0 | 0 | 0 | 0 | 0 | 0 | 0 |
| Steinmetz, N p | 0 | 0 | 0 | 0 | 0 | 0 | 0 | 0 | 0 |
| Totals | 34 | 4 | 8 | 3 | 7 | 10 | 24 | 18 | 11 |

Arizona 18 (11-4)

| Player | ab | r | h | rbi | bb | so | po | a | lob |
|-------------------------|----|----|----|-----|----|----|----|---|-----|
| Rickard, Joey cf | 4 | 0 | 2 | 3 | 1 | 0 | 2 | 0 | 1 |
| Rinard, Bobby cf | 0 | 0 | 0 | 1 | 0 | 0 | 2 | 0 | 0 |
| Valenzuela, Rafael 1b | 4 | 0 | 1 | 0 | 1 | 1 | 5 | 0 | 2 |
| Brown, Bobby rf | 1 | 0 | 1 | 0 | 0 | 0 | 0 | 0 | 0 |
| Bandy, Jett dh | 5 | 2 | 2 | 0 | 1 | 0 | 0 | 0 | 2 |
| Selsky, Steve rf | 4 | 3 | 3 | 1 | 0 | 0 | 0 | 0 | 0 |
| Chavez, Ethan ph/lf | 2 | 0 | 1 | 0 | 0 | 1 | 0 | 0 | 2 |
| Refsnyder, Robert lf/1b | 4 | 4 | 3 | 1 | 1 | 0 | 3 | 0 | 0 |
| Mejias-Brean, Seth 3b | 4 | 2 | 2 | 5 | 1 | 0 | 0 | 4 | 0 |
| Mejia, Alex ss | 4 | 3 | 1 | 1 | 0 | 3 | 1 | 0 | 0 |
| Meskin, Jacob c | 4 | 1 | 2 | 2 | 1 | 1 | 1 | 0 | 0 |
| Ortega, Bryce 2b | 4 | 3 | 2 | 1 | 1 | 0 | 1 | 2 | 0 |
| Bandilla, Bryce p | 0 | 0 | 0 | 0 | 0 | 0 | 0 | 0 | 0 |
| Manthei, Stephen p | 0 | 0 | 0 | 0 | 0 | 0 | 0 | 0 | 0 |
| Littleman, Vincent p | 0 | 0 | 0 | 0 | 0 | 0 | 0 | 0 | 0 |
| Allison, Joe p | 0 | 0 | 0 | 0 | 0 | 0 | 0 | 0 | 0 |
| Cunningham, Nick p | 0 | 0 | 0 | 0 | 0 | 0 | 0 | 0 | 0 |
| Hale, Tyler p | 0 | 0 | 0 | 0 | 0 | 0 | 0 | 0 | 0 |
| Totals | 40 | 18 | 20 | 16 | 8 | 4 | 27 | 8 | 7 |

Score by Innings

| | 1 | 2 | 3 | 4 | 5 | 6 | 7 | 8 | 9 | R | H | E |
|-------------------|---|---|---|---|---|---|---|---|---|----|----|---|
| Northern Colorado | 1 | 0 | 1 | 0 | 0 | 0 | 0 | 2 | 0 | 4 | 8 | 2 |
| Arizona | 0 | 3 | 2 | 1 | 5 | 5 | 0 | 2 | X | 18 | 20 | 2 |

E - Wallace, T.(2); Crudo, T.(5); Mejias-Brean(2); Meskin, J.(1). DP - NC 3. LOB - NC 11; ARIZ 7. 2B - Raudenbush, M(3); Rickard, J.(3); Selsky, S.(4); Mejia, A.(4). 3B - Selsky, S.(2); Meskin, J.(1). HR - Mejias-Brean(1). SH - Crudo, T.(1). SF - Rinard, B.(1). SB - Rickard, J.(9); Refsnyder 2(3). CS - Berggren, J.(1); Mejias-Brean(1).

Northern Colorado

| Player | ip | h | r | er | bb | so | ab | bf |
|--------------|-----|---|---|----|----|----|----|----|
| Willman, J. | 4.0 | 9 | 8 | 5 | 2 | 1 | 20 | 22 |
| Shannon, M. | 1.0 | 6 | 7 | 7 | 2 | 1 | 9 | 11 |
| Bable, M. | 1.0 | 0 | 1 | 1 | 4 | 0 | 2 | 6 |
| Steinmetz, N | 2.0 | 5 | 2 | 2 | 0 | 2 | 9 | 10 |

Arizona

| Player | ip |
|--------|----|
|--------|----|

GAME 17

Arizona Baseball Wichita State at Arizona Mar 17, 2010 at Tucson, Ariz. (Kindall/Sancet)

Wichita State 0 (10-5)

| Player | ab | r | h | rbi | bb | so | po | a | lob |
|----------------------|-----------|----------|----------|----------|-----------|-----------|-----------|----------|-----|
| Baez, Will 2b | 4 | 0 | 0 | 0 | 0 | 2 | 3 | 2 | |
| Harbutz, Erik 3b | 4 | 0 | 2 | 0 | 0 | 1 | 0 | 3 | 0 |
| Springer, Preston dh | 4 | 0 | 1 | 0 | 0 | 1 | 0 | 0 | 0 |
| Lassley, Cody c | 4 | 0 | 0 | 0 | 4 | 5 | 0 | 1 | |
| Bennett, Travis lf | 2 | 0 | 0 | 0 | 0 | 1 | 0 | 2 | |
| Bascue, Bret ph/lf | 1 | 0 | 0 | 0 | 0 | 1 | 0 | 0 | 0 |
| Bayliff, Garrett lf | 1 | 0 | 0 | 0 | 0 | 1 | 0 | 0 | 0 |
| Jones, Ryan rf | 4 | 0 | 1 | 0 | 0 | 3 | 0 | 0 | 0 |
| McKeever, Clint 1b | 3 | 0 | 0 | 0 | 1 | 9 | 0 | 0 | 0 |
| Grimes, Tyler ss | 4 | 0 | 1 | 0 | 1 | 2 | 5 | 1 | |
| Hall, Kevin cf | 3 | 0 | 1 | 0 | 0 | 2 | 0 | 2 | |
| Kelley, Tim p | 0 | 0 | 0 | 0 | 0 | 0 | 0 | 0 | 0 |
| Muncrief, Grant p | 0 | 0 | 0 | 0 | 0 | 0 | 0 | 0 | 0 |
| Hoch, Logan p | 0 | 0 | 0 | 0 | 0 | 0 | 0 | 0 | 0 |
| Johnson, Remington p | 0 | 0 | 0 | 0 | 0 | 0 | 0 | 0 | 0 |
| Sossamon, Chance p | 0 | 0 | 0 | 0 | 0 | 0 | 0 | 0 | 0 |
| Kemp, Justin p | 0 | 0 | 0 | 0 | 0 | 0 | 0 | 0 | 0 |
| Totals | 34 | 0 | 6 | 0 | 11 | 24 | 11 | 8 | |

| Score by Innings | 1 | 2 | 3 | 4 | 5 | 6 | 7 | 8 | 9 | R | H | E |
|------------------|---|---|---|---|---|---|---|---|---|----|----|---|
| Wichita State | 0 | 0 | 0 | 0 | 0 | 0 | 0 | 0 | 0 | 0 | 6 | 4 |
| Arizona | 5 | 2 | 0 | 3 | 1 | 0 | 1 | 7 | X | 19 | 19 | 1 |

E - Harbutz(3); Lassley(6); Bennett(1); Grimes(7); Cunningham(1). DP - WICH 2. LOB - WICH 8; ARIZ 8. 2B - Valenzuela(7); Bandy, J. 2(10); Refsnyder(4); Brown, B.(4); Mejias-Brean(3). 3B - Refsnyder(2). HBP - Selsky, S.; Ortega, B.. SB - Valenzuela(5); Selsky, S.(4); Ortega, B.(10).

| Wichita State | lp | h | r | er | bb | so | ab | bf |
|--------------------|-----|---|---|----|----|----|----|----|
| Kelley, Tim | 1.1 | 7 | 7 | 5 | 1 | 1 | 12 | 14 |
| Muncrief, Grant | 2.2 | 4 | 3 | 3 | 0 | 1 | 11 | 11 |
| Hoch, Logan | 2.0 | 3 | 1 | 1 | 1 | 1 | 8 | 9 |
| Johnson, Remington | 1.0 | 0 | 1 | 0 | 2 | 2 | 4 | 6 |
| Sossamon, Chance | 0.2 | 4 | 7 | 2 | 0 | 6 | 9 | |
| Kemp, Justin | 0.1 | 1 | 0 | 0 | 0 | 2 | 2 | |

Win - Simon, K. (2-2). Loss - Kelley (2-1). Save - None.

WP - Kelley(3); Johnson, R. 2(2). HBP - by Kelley (Selsky, S.); by Sossamon (Ortega, B.). BK - Kelley(1).

Umpires - HP: Travis Katzenmeier 1B: Pat Riley 3B: Joe Burleson

Start: 6 p.m. Time: 2:49 Attendance: 918

Weather: Upper 70s, Clear, Breezy

GAME 18

Arizona Baseball Sacramento State at Arizona Mar 19, 2010 at Tucson, Ariz. (Kindall/Sancet)

Sacramento State 0 (6-9)

| Player | ab | r | h | rbi | bb | so | po | a | lob |
|--------------------|-----------|----------|----------|----------|----------|-----------|-----------|----------|-----|
| Powers, Josh 3b | 3 | 0 | 2 | 0 | 1 | 0 | 2 | 1 | 0 |
| Chilton, Jake lf | 4 | 0 | 2 | 0 | 0 | 1 | 0 | 0 | 0 |
| Paine, Trevor 1b | 3 | 0 | 1 | 0 | 1 | 1 | 1 | 0 | 3 |
| Bloom, Trevor dh | 4 | 0 | 0 | 0 | 0 | 1 | 0 | 0 | 0 |
| Young, Kirby cf/ss | 4 | 0 | 1 | 0 | 0 | 1 | 2 | 2 | 0 |
| Chung, Derrick ss | 1 | 0 | 0 | 0 | 0 | 1 | 2 | 0 | 0 |
| Nunez, A.J. rf | 2 | 0 | 0 | 0 | 0 | 1 | 0 | 0 | 1 |
| Lamb, Justin c | 3 | 0 | 1 | 0 | 1 | 0 | 3 | 1 | 0 |
| McCarthy, Dan ph | 3 | 0 | 0 | 0 | 0 | 2 | 0 | 2 | 0 |
| Miller, Blake 2b | 1 | 0 | 0 | 0 | 0 | 1 | 0 | 0 | 0 |
| Ayers, Andrew ph | 1 | 0 | 0 | 0 | 0 | 0 | 0 | 0 | 0 |
| Todd, Logan p | 0 | 0 | 0 | 0 | 0 | 0 | 1 | 0 | 0 |
| Guglielmo, Mike p | 0 | 0 | 0 | 0 | 0 | 0 | 2 | 0 | 0 |
| Totals | 32 | 0 | 7 | 0 | 3 | 24 | 12 | 9 | |

| Score by Innings | 1 | 2 | 3 | 4 | 5 | 6 | 7 | 8 | 9 | R | H | E |
|------------------|---|---|---|---|---|---|---|---|---|---|----|---|
| Sacramento State | 0 | 0 | 0 | 0 | 0 | 0 | 0 | 0 | 0 | 0 | 7 | 1 |
| Arizona | 2 | 2 | 0 | 0 | 1 | 0 | 0 | 0 | X | 5 | 12 | 0 |

E - Miller, B.(2). DP - ARIZ 2. LOB - SAC 9; ARIZ 9. 2B - Mejia, A.(5). HR - Rickard, J.(3). HBP - Chung, D.; Ortega, B.. SH - Rinard, B.(1). SF - Bandy, J.(2). SB - Rickard, J.(1); Valenzuela(6). CS - Mejias-Brean(2).

| Sacramento State | lp | h | r | er | bb | so | ab | bf |
|------------------|-----|----|---|----|----|----|----|----|
| Todd, Logan | 5.1 | 11 | 5 | 5 | 1 | 1 | 26 | 29 |
| Guglielmo, Mike | 2.2 | 1 | 0 | 0 | 0 | 2 | 8 | 9 |

| Arizona | lp | h | r | er | bb | so | ab | bf |
|------------------|-----|---|---|----|----|----|----|----|
| Heyer, Kurt | 7.1 | 7 | 0 | 0 | 2 | 5 | 28 | 31 |
| Cunningham, Nick | 1.2 | 0 | 0 | 0 | 1 | 2 | 4 | 5 |

Win - Heyer, K. (3-0). Loss - Todd, L. (1-1). Save - None.

WP - Todd, L.(1). HBP - by Heyer, K. (Chung, D.); by Todd, L. (Ortega, B.). BK - Heyer, K.(1).

Umpires - HP: Chuck Lyon 1B: Dick Flaherty 3B: Ramon Armendariz

Start: 6:58 pm Time: 2:26 Attendance: 455

Weather: Low 70s, clear, light breezes

GAME 19

Arizona Baseball Sacramento State at Arizona Mar 20, 2010 at Tucson, Ariz. (Kindall/Sancet)

Sacramento State 7 (6-10)

| Player | ab | r | h | rbi | bb | so | po | a | lob |
|---------------------|-----------|----------|-----------|----------|----------|----------|-----------|-----------|----------|
| Powers, Josh 3b | 4 | 1 | 3 | 1 | 0 | 2 | 4 | 0 | |
| Chilton, Jake lf | 5 | 0 | 0 | 1 | 0 | 2 | 1 | 0 | 2 |
| Paine, Trevor 1b | 4 | 0 | 2 | 0 | 1 | 2 | 12 | 0 | 1 |
| Lamb, Justin c | 5 | 0 | 0 | 1 | 0 | 1 | 2 | 3 | 0 |
| Nunez, A.J. rf | 4 | 1 | 1 | 0 | 1 | 2 | 0 | 1 | |
| Young, Kirby ss | 5 | 1 | 1 | 0 | 0 | 1 | 3 | 1 | |
| Bloom, Trevor dh | 4 | 1 | 1 | 0 | 0 | 0 | 0 | 0 | 0 |
| Miller, Blake 2b | 4 | 3 | 3 | 1 | 0 | 2 | 3 | 0 | |
| Meznaneras, J. cf | 3 | 0 | 2 | 0 | 1 | 0 | 3 | 0 | 0 |
| Darrah, Jesse p | 0 | 0 | 0 | 0 | 0 | 0 | 0 | 0 | 0 |
| Creel, Brandon p | 0 | 0 | 0 | 0 | 0 | 0 | 0 | 0 | 0 |
| Hampton, Jason p | 0 | 0 | 0 | 0 | 0 | 0 | 0 | 0 | 0 |
| York, Trevor p | 0 | 0 | 0 | 0 | 0 | 0 | 1 | 0 | 0 |
| Chamberlin, James p | 0 | 0 | 0 | 0 | 0 | 0 | 1 | 0 | 0 |
| Totals | 38 | 7 | 13 | 7 | 4 | 6 | 25 | 14 | 8 |

| Score by Innings | 1 | 2 | 3 | 4 | 5 | 6 | 7 | 8 | 9 | R | H | E |
|------------------|---|---|---|---|---|---|---|---|---|---|----|---|
| Sacramento State | 1 | 0 | 0 | 0 | 2 | 0 | 1 | 3 | 0 | 7 | 13 | 4 |
| Arizona | 0 | 0 | 1 | 4 | 0 | 0 | 2 | 0 | 1 | 8 | 14 | 0 |

Note: 1 out, 3 runners LOB when the game ended.

E - Powers, J.(2); Young, K. 2(9); Miller, B.(3). DP - SAC 1; ARIZ 1. LOB - SAC 8; ARIZ 13. 2B - Powers, J. 2(5); Nunez, A.J.(2); Mejias-Brean(4). HR - Miller, B.(1); Selsky, S.(1). HBP - Refsnyder. SH - Mejia, A.(5). SF - Bandy, J.(3). SB - Meznaneras(2); Valenzuela(7); Refsnyder(4); Chavez, E.(1). CS - Paine, T.(1); Mejia, A.(3); Ortega, B.(1).

| Sacramento State | lp | h | r | er | bb | so | ab | bf |
|-------------------|-----|---|---|----|----|----|----|----|
| Darrah, Jesse | 2.0 | 4 | 1 | 1 | 0 | 0 | 13 | 14 |
| Creel, Brandon | 1.0 | 0 | 0 | 0 | 0 | 2 | 2 | |
| Hampton, Jason | 1.0 | 3 | 4 | 0 | 3 | 0 | 6 | 10 |
| York, Trevor | 2.1 | 2 | 2 | 2 | 1 | 7 | 10 | |
| Chamberlin, James | 2.0 | 5 | 1 | 1 | 1 | 9 | 10 | |

Win - Hale, T. (1-1). Loss - Chamberlin (2-1). Save - None.

HBP - by Darrah, J. (Refsnyder).

Umpires - HP: Dick Flaherty 1B: Ramon Armendariz 3B: Chuck Lyon

Start: 2 p.m. Time: 3:09 Attendance: 383

Weather: Mid 70s, Sunny, Breezy

Darrah, J. faced 3 batters in the 3rd.

Hampton, J. faced 1 batter in the 5th.

Bandilla, B. faced 2 batters in the 7th.

GAME 20

Arizona Baseball Sacramento State at Arizona Mar 21, 2010 at Tucson, Ariz. (Kindall/Sancet)

Sacramento State 6 (6-11)

| Player | ab | r | h | rbi | bb | so | po | a | lob |
|-------------------|-----------|----------|-----------|----------|----------|----------|-----------|-----------|-----------|
| Powers, Josh 3b | 2 | 0 | 0 | 1 | 0 | 1 | 5 | 3 | 0 |
| Chilton, Jake lf | 4 | 0 | 0 | 0 | 0 | 1 | 1 | 0 | 0 |
| Paine, Trevor 1b | 5 | 1 | 3 | 1 | 0 | 1 | 11 | 1 | 0 |
| Lamb, Justin c | 5 | 1 | 1 | 0 | 2 | 4 | 0 | 4 | |
| Young, Kirby ss | 3 | 1 | 1 | 3 | 2 | 0 | 0 | 6 | 0 |
| Bloom, Trevor dh | 3 | 1 | 1 | 0 | 0 | 0 | 0 | 0 | 0 |
| Nunez, A.J. ph | 1 | 0 | 0 | 0 | 0 | 1 | 0 | 0 | 0 |
| Ayers, Andrew 2b | 4 | 1 | 2 | 0 | 0 | 0 | 3 | 0 | 0 |
| Meznaneras, J. cf | 4 | 1 | 1 | 0 | 0 | 1 | 1 | 0 | 3 |
| Baskett, Kyle rf | 4 | 0 | 2 | 1 | 1 | 0 | 2 | 0 | 2 |
| Ramirez, Jose p | 0 | 0 | 0 | 0 | 0 | 0 | 1 | 0 | 0 |
| Guglielmo, Mike p | 0 | 0 | 0 | 0 | 0 | 0 | 1 | 0 | 0 |
| Butler, Robert p | 0 | 0 | 0 | 0 | 0 | 0 | 1 | 0 | 0 |
| Galvan, Andrew p | 0 | 0 | 0 | 0 | 0 | 0 | 0 | 0 | 0 |
| Totals | 35 | 6 | 11 | 6 | 4 | 5 | 24 | 15 | 12 |

| Score by Innings | 1 | 2 | 3 | 4 | 5 | 6 | 7 | 8 | 9 | R | H | E |
|------------------|---|---|---|---|---|---|---|---|---|----|----|---|
| Sacramento State | 0 | 0 | 0 | 0 | 0 | 0 | 3 | 0 | 3 | 6 | 11 | 0 |
| Arizona | 1 | 1 | 1 | 2 | 0 | 0 | 3 | 2 | X | 10 | 16 | 1 |

E - Mejias-Brean(3). DP - ARIZ 3. LOB - SAC 12; ARIZ 8. 2B - Meznaneras(2); Rickard, J.(4); Valenzuela(8); Bandy, J.(11); Mejias-Brean(5). 3B - Mejias-Brean(2). HR - Young, K.(1); Garcia, J.(1). HBP - Powers, J. 2; Bloom, T.; Ayers, A.; Meznaneras; Bandy, J.; Selsky, S.. SH - Chilton, J.(1); Refsnyder(3). SF - Mejia, A.(1). SB - Valenzuela(8); Mejias-Brean(3).

| Sacramento State | lp | h | r | er | bb | so | ab | bf |
|------------------|-----|----|---|----|----|----|----|----|
| Ramirez, Jose | 5.0 | 10 | 5 | 5 | 1 | 1 | 23 | 26 |
| Guglielmo, Mike | 1.0 | 0 | 0 | 0 | 0 | 3 | 3 | |
| Butler, Robert | 1.0 | 3 | 3 | 0 | 1 | 5 | 7 | |
| Galvan, Andrew | 1.0 | 3 | 2 | 2 | 0 | 2 | 6 | 6 |

| Arizona | lp | h | r | er | bb | so | ab | bf |
|------------------|-----|---|---|----|----|----|----|----|
| Simon, Kyle | 6.0 | 4 | 3 | 3 | 1 | 4 | 20 | 27 |
| Manthei, Stephen | 1.0 | 1 | 0 | 0 | 1 | 0 | 3 | 4 |
| Bill, Augey p | 0.0 | 1 | 0 | 0 | 1 | 0 | 1 | 2 |
| Adams, Grayson | 0.2 | 0 | 0 | 0 | 1 | 0 | 2 | 3 |
| Cunningham, Nick | 0.2 | 3 | 3 | 0 | 0 | 5 | 5 | |
| Bernard, Cory | 0.2 | 2 | 0 | 0 | 0 | 1 | 4 | 4 |

Win - Simon, K. (3-2). Loss - Ramirez, J. (0-1). Save - None.

HBP - by Simon, K. (Powers, J.); by Simon, K. (Powers, J.); by Ramirez, J. (Bandy, J.); by Simon, K. (Bloom, T.); by Simon, K. (Ayers, A.); by Simon, K. (Meznaneras); by Butler, R. (Selsky, S.).

Umpires - HP: Ramon Armendariz 1B: Chuck Lyon 3B: Dick Flaherty

Start: 12:01 pm Time: 2:51 Attendance: 404

Weather: 70s, Sunny

Simon, K. faced 4 batters in the 7th.

Bill, A. faced 2 batters in the 8th.

GAME 21

Arizona Baseball New Mexico at Arizona Mar 23, 2010 at Tucson, Ariz. (Kindall/Sancet)

| New Mexico 4 (14-6) | | | | | | | | | | Arizona 10 (17-4) | | | | | | | | | |
|----------------------|----|---|----|-----|----|----|----|----|-----|-----------------------|----|----|----|-----|----|----|----|----|-----|
| Player | ab | r | h | rbi | bb | so | po | a | lob | Player | ab | r | h | rbi | bb | so | po | a | lob |
| COURCHA, Adam 2b | 4 | 2 | 2 | 0 | 0 | 0 | 1 | 3 | 0 | Rickard, Joey cf | 5 | 2 | 3 | 5 | 0 | 0 | 3 | 0 | 0 |
| TWICHELL, John M. ph | 1 | 0 | 0 | 0 | 0 | 1 | 0 | 0 | 1 | Valenzuela, Rafael 1b | 4 | 1 | 0 | 0 | 0 | 10 | 13 | 0 | 0 |
| WOODCHICK, Ben 2b | 0 | 0 | 0 | 0 | 0 | 0 | 2 | 0 | 0 | Meskin, Jacob c | 0 | 0 | 0 | 0 | 0 | 0 | 1 | 0 | 0 |
| HOWARD, Justin 1b | 5 | 1 | 3 | 0 | 0 | 0 | 12 | 1 | 0 | Bandy, Jett c/1b | 1 | 0 | 0 | 0 | 3 | 0 | 4 | 0 | 0 |
| NEDA, Rafael c | 3 | 0 | 0 | 1 | 2 | 0 | 3 | 2 | 0 | Selsky, Steve rf | 5 | 0 | 1 | 1 | 0 | 1 | 2 | 0 | 3 |
| HONEYCUTT, Ryan dh | 3 | 0 | 2 | 1 | 2 | 0 | 0 | 0 | 0 | Refsnyder, Robert lf | 4 | 1 | 1 | 0 | 0 | 0 | 1 | 0 | 2 |
| JUAREZ, Chris rf | 4 | 0 | 1 | 1 | 1 | 0 | 2 | 0 | 1 | Garcia, Josh dh | 3 | 0 | 0 | 0 | 0 | 1 | 0 | 0 | 1 |
| SMITH, Cameron lf | 5 | 1 | 0 | 0 | 0 | 2 | 0 | 0 | 7 | Brown, Bobby ph | 0 | 1 | 0 | 0 | 1 | 0 | 0 | 0 | 0 |
| WILLET, Max cf | 3 | 0 | 0 | 0 | 1 | 1 | 2 | 1 | 0 | Mejias-Brean, Seth 3b | 4 | 2 | 2 | 0 | 0 | 1 | 0 | 0 | 0 |
| ALLBRITTON, Alex 3b | 3 | 0 | 1 | 1 | 1 | 1 | 2 | 1 | 0 | Mejia, Alex ss | 4 | 2 | 2 | 2 | 0 | 1 | 2 | 6 | 0 |
| GONZALEZ, Daniel ss | 4 | 0 | 1 | 0 | 0 | 0 | 2 | 4 | 2 | Ortega, Bryce 2b | 3 | 1 | 1 | 1 | 1 | 1 | 1 | 7 | 0 |
| TOVES, Kenny p | 0 | 0 | 0 | 0 | 0 | 0 | 0 | 1 | 0 | Workman, Daniel p | 0 | 0 | 0 | 0 | 0 | 0 | 0 | 0 | 0 |
| NELSON, Jacob p | 0 | 0 | 0 | 0 | 0 | 0 | 0 | 0 | 0 | Bandilla, Bryce p | 0 | 0 | 0 | 0 | 0 | 0 | 0 | 2 | 0 |
| CARL, Edwin p | 0 | 0 | 0 | 0 | 0 | 0 | 0 | 0 | 0 | Adams, Grayson p | 0 | 0 | 0 | 0 | 0 | 0 | 0 | 0 | 0 |
| LACHAPPELLE, Mike p | 0 | 0 | 0 | 0 | 0 | 0 | 0 | 0 | 0 | Hale, Tyler p | 0 | 0 | 0 | 0 | 0 | 0 | 0 | 0 | 0 |
| SANCHEZ, Gera p | 0 | 0 | 0 | 0 | 0 | 0 | 0 | 0 | 0 | Cunningham, Nick p | 0 | 0 | 0 | 0 | 0 | 0 | 0 | 0 | 0 |
| Totals | 35 | 4 | 10 | 4 | 7 | 5 | 24 | 15 | 11 | Bernard, Cory p | 0 | 0 | 0 | 0 | 0 | 0 | 0 | 0 | 0 |
| | | | | | | | | | | Totals | 33 | 10 | 10 | 9 | 6 | 5 | 27 | 15 | 6 |

| Score by Inning | 1 | 2 | 3 | 4 | 5 | 6 | 7 | 8 | 9 | R | H | E |
|-----------------|---|---|---|---|---|---|---|---|---|---|----|---|
| New Mexico | 1 | 0 | 1 | 0 | 1 | 0 | 0 | 0 | 0 | 4 | 10 | 2 |
| Arizona | 0 | 0 | 2 | 0 | 0 | 0 | 0 | 2 | 6 | X | 10 | 2 |

E - NEDA, Rafael(5); GONZALEZ, D(8); Bandy, J.(3); Mejias-Brean(4). DP - NM 1; ARIZ 3. LOB - NM 11; ARIZ 6. 2B - COURCHA, A(3); HOWARD, J(12); ALLBRITTON(4). HR - Rickard, J.(4). HBP - Bandy, J.. SB - COURCHA, A(1); HOWARD, J(2). CS - Rickard, J(3).

| New Mexico | | | | | | | | | | Arizona | | | | | | | | | |
|-------------------|-----|---|---|----|----|----|----|----|--|------------------|-----|---|---|----|----|----|----|----|--|
| Player | ip | h | r | er | bb | so | ab | bf | | Player | ip | h | r | er | bb | so | ab | bf | |
| TOVES, Kenny | 6.0 | 2 | 2 | 0 | 4 | 5 | 20 | 24 | | Workman, Daniel | 2.1 | 3 | 2 | 2 | 4 | 1 | 8 | 12 | |
| NELSON, Jacob | 0.0 | 2 | 1 | 0 | 0 | 2 | 2 | 2 | | Bandilla, Bryce | 3.0 | 3 | 2 | 1 | 0 | 0 | 12 | 12 | |
| CARL, Edwin | 1.0 | 2 | 1 | 1 | 0 | 5 | 6 | 6 | | Adams, Grayson | 0.2 | 1 | 0 | 0 | 0 | 0 | 3 | 3 | |
| LACHAPPELLE, Mike | 0.0 | 0 | 1 | 1 | 0 | 0 | 1 | 1 | | Hale, Tyler | 1.0 | 1 | 0 | 0 | 2 | 0 | 4 | 4 | |
| SANCHEZ, Gera | 1.0 | 4 | 4 | 4 | 0 | 0 | 6 | 7 | | Cunningham, Nick | 1.0 | 1 | 0 | 0 | 0 | 3 | 4 | 6 | |
| | | | | | | | | | | Bernard, Cory | 1.0 | 1 | 0 | 0 | 1 | 1 | 4 | 5 | |

Win - Cunningham (2-0). Loss - CARL, E (3-1). Save - None.
WP - Workman, D.(2). HBP - by SANCHEZ, G (Bandy, J.). BK - Workman, D.(1); Cunningham(3).

Umpires - HP: Gus Rodriguez 1B: Jason Venzon 3B: Kevin Daugherty
Start: 6:08 pm Time: 3:23 Attendance: 423
Weather: Low 60s, Cloudy, Gusty
NELSON, J faced 2 batters in the 7th.
CARL, E faced 1 batter in the 8th.
LACHAPPELLE faced 1 batter in the 8th.

GAME 22

Arizona Baseball New Mexico at Arizona Mar 24, 2010 at Tucson, Ariz. (Kindall/Sancet)

| New Mexico 7 (14-9) | | | | | | | | | | Arizona 11 (18-4) | | | | | | | | | |
|-------------------------|----|---|----|-----|----|----|----|----|-----|-----------------------|----|----|----|-----|----|----|----|----|-----|
| Player | ab | r | h | rbi | bb | so | po | a | lob | Player | ab | r | h | rbi | bb | so | po | a | lob |
| COURCHA, Adam 2b | 5 | 0 | 1 | 0 | 0 | 2 | 4 | 0 | 1 | Rickard, Joey cf | 5 | 2 | 2 | 2 | 0 | 0 | 2 | 0 | 0 |
| HOWARD, Justin 1b | 5 | 1 | 1 | 0 | 0 | 1 | 10 | 0 | 0 | Valenzuela, Rafael 1b | 5 | 1 | 2 | 2 | 0 | 0 | 8 | 2 | 3 |
| JUAREZ, Chris lf/rf | 3 | 1 | 2 | 0 | 1 | 0 | 3 | 0 | 0 | Selsky, Steve rf | 5 | 0 | 0 | 0 | 0 | 0 | 0 | 0 | 0 |
| SMITH, Cameron ph | 1 | 0 | 0 | 0 | 1 | 0 | 0 | 0 | 0 | Refsnyder, Robert lf | 4 | 1 | 4 | 2 | 0 | 0 | 1 | 0 | 0 |
| HONEYCUTT, Ryan dh | 5 | 2 | 3 | 0 | 0 | 0 | 0 | 1 | 0 | Mejias-Brean, Seth 3b | 3 | 1 | 1 | 0 | 2 | 1 | 0 | 7 | 0 |
| HELD, Kenny rf | 1 | 1 | 0 | 0 | 0 | 1 | 0 | 0 | 0 | Mejia, Alex ss | 5 | 1 | 1 | 4 | 0 | 2 | 0 | 4 | 0 |
| TWICHELL, John M. ph/lf | 2 | 1 | 2 | 0 | 2 | 0 | 0 | 0 | 0 | Meskin, Jacob c | 4 | 2 | 4 | 0 | 0 | 0 | 7 | 0 | 0 |
| WILLET, Max cf | 3 | 1 | 2 | 0 | 0 | 3 | 0 | 0 | 0 | Ortega, Bryce 2b | 3 | 0 | 1 | 0 | 0 | 0 | 3 | 2 | 0 |
| GARVER, Mitchell c | 3 | 0 | 2 | 3 | 1 | 0 | 0 | 3 | 2 | Bill, Auguey p | 0 | 0 | 0 | 0 | 0 | 0 | 0 | 1 | 0 |
| ALLBRITTON, Alex 3b | 4 | 0 | 1 | 1 | 0 | 2 | 1 | 5 | 1 | Manthei, Stephen p | 0 | 0 | 0 | 0 | 0 | 0 | 0 | 0 | 0 |
| GONZALEZ, Daniel ss | 4 | 0 | 0 | 0 | 0 | 2 | 4 | 4 | 4 | Simon, Kyle p | 0 | 0 | 0 | 0 | 0 | 0 | 0 | 2 | 0 |
| HOUSE, Austin p | 0 | 0 | 0 | 0 | 0 | 0 | 0 | 0 | 0 | Hale, Tyler p | 0 | 0 | 0 | 0 | 0 | 0 | 0 | 0 | 0 |
| MARES, Bobby p | 0 | 0 | 0 | 0 | 0 | 0 | 0 | 0 | 0 | Littleman, Vincent p | 0 | 0 | 0 | 0 | 0 | 0 | 0 | 0 | 0 |
| NELSON, Jacob p | 0 | 0 | 0 | 0 | 0 | 0 | 0 | 0 | 0 | Cunningham, Nick p | 0 | 0 | 0 | 0 | 0 | 0 | 0 | 0 | 0 |
| JARAMILLO, Rudy p | 0 | 0 | 0 | 0 | 0 | 0 | 1 | 0 | 0 | Bernard, Cory p | 0 | 0 | 0 | 0 | 0 | 0 | 0 | 0 | 0 |
| Totals | 36 | 7 | 14 | 6 | 4 | 6 | 24 | 13 | 9 | Totals | 36 | 11 | 16 | 11 | 3 | 1 | 27 | 14 | 8 |

| Score by Inning | 1 | 2 | 3 | 4 | 5 | 6 | 7 | 8 | 9 | R | H | E | |
|-----------------|---|---|---|---|---|---|---|---|---|----|----|----|---|
| New Mexico | 0 | 1 | 0 | 2 | 0 | 0 | 0 | 0 | 3 | 1 | 7 | 14 | 1 |
| Arizona | 2 | 0 | 5 | 1 | 0 | 1 | 2 | 0 | X | 11 | 16 | 1 | |

E - GONZALEZ, D(9); Valenzuela(3). DP - NM 1; ARIZ 1. LOB - NM 9; ARIZ 8. 2B - TWICHELL, J(2); GARVER, M(1); ALLBRITTON(5); Rickard, J.(5); Refsnyder(5). HR - Mejia, A.(1). HBP - Selsky, S.; Refsnyder. SH - WILLET, M(4); Ortega, B.(2). SF - WILLET, M(4); GARVER, M(1). SB - WILLET, M(4); Selsky, S. 2(6); Refsnyder(5); Meskin, J. 2(3). CS - JUAREZ, C(2); Selsky, S.(3); Refsnyder(1).

| New Mexico | | | | | | | | | | Arizona | | | | | | | | | |
|-----------------|-----|---|---|----|----|----|----|----|--|--------------------|-----|---|---|----|----|----|----|----|---|
| Player | ip | h | r | er | bb | so | ab | bf | | Player | ip | h | r | er | bb | so | ab | bf | |
| HOUSE, Austin | 2.1 | 9 | 7 | 7 | 1 | 0 | 15 | 17 | | Bill, Auguey | 3.0 | 4 | 3 | 3 | 1 | 2 | 11 | 13 | |
| MARES, Bobby | 3.2 | 4 | 2 | 2 | 2 | 1 | 13 | 17 | | Manthei, Stephen | 0.0 | 0 | 0 | 0 | 1 | 0 | 0 | 1 | 0 |
| NELSON, Jacob | 0.1 | 2 | 2 | 1 | 0 | 0 | 3 | 3 | | Simon, Kyle | 3.0 | 5 | 0 | 0 | 1 | 0 | 11 | 13 | |
| JARAMILLO, Rudy | 1.2 | 1 | 0 | 0 | 0 | 0 | 5 | 6 | | Hale, Tyler | 1.0 | 0 | 0 | 0 | 1 | 3 | 3 | 4 | |
| | | | | | | | | | | Littleman, Vincent | 0.0 | 3 | 3 | 2 | 0 | 0 | 4 | 4 | |
| | | | | | | | | | | Cunningham, Nick | 1.0 | 0 | 0 | 0 | 0 | 2 | 3 | 3 | |
| | | | | | | | | | | Bernard, Cory | 1.0 | 2 | 1 | 1 | 1 | 1 | 4 | 6 | |

Win - Simon, K. (4-2). Loss - HOUSE, A (1-1). Save - None.
WP - HOUSE, A 2(2); Bill, A.(1); Manthei, S.(3). HBP - by HOUSE, A (Selsky, S.); by MARES, B (Selsky, S.); by JARAMILLO, R (Refsnyder). PB - GARVER, M(1).

Umpires - HP: Jason Venzon 1B: Kevin Daugherty 3B: Gus Rodriguez
Start: 1 pm MST Time: 2:57 Attendance: 419
Weather: Low 70s, Sunny
Bill, A. faced 2 batters in the 4th.
Manthei, S. faced 1 batter in the 4th.
Littleman faced 4 batters in the 8th.

GAME 23

Arizona Baseball Oregon at Arizona Mar 26, 2010 at Tucson, Ariz. (Kindall/Sancet)

| Oregon 3 (17-7,0-1Pac-10) | | | | | | | | | | Arizona 9 (19-4,1-0Pac-10) | | | | | | | | | |
|---------------------------|----|---|----|-----|----|----|----|----|-----|----------------------------|----|---|----|-----|----|----|----|----|-----|
| Player | ab | r | h | rbi | bb | so | po | a | lob | Player | ab | r | h | rbi | bb | so | po | a | lob |
| Serna, KC ss | 5 | 0 | 1 | 0 | 0 | 2 | 0 | 4 | 0 | Rickard, Joey cf | 2 | 0 | 0 | 0 | 0 | 1 | 0 | 0 | 0 |
| Piazzisi, Marcus lf | 4 | 1 | 4 | 0 | 1 | 0 | 2 | 0 | 0 | Valenzuela, Rafael 1b | 5 | 1 | 2 | 0 | 0 | 0 | 10 | 1 | 0 |
| Marder, Jack 1b | 5 | 0 | 0 | 0 | 0 | 0 | 8 | 2 | 0 | Meskin, Jacob c | 0 | 0 | 0 | 0 | 0 | 0 | 1 | 1 | 0 |
| Rodriguez, Eddie c | 4 | 0 | 1 | 1 | 1 | 6 | 1 | 4 | 0 | Bandy, Jett c/1b | 4 | 2 | 2 | 2 | 1 | 0 | 7 | 0 | 2 |
| Packard, Steven rf | 4 | 1 | 2 | 1 | 1 | 0 | 1 | 0 | 1 | Selsky, Steve rf | 4 | 3 | 2 | 0 | 1 | 5 | 0 | 1 | 1 |
| Pulfer, Danny 2b | 4 | 0 | 0 | 0 | 0 | 1 | 4 | 2 | 0 | Refsnyder, Robert lf | 3 | 0 | 1 | 2 | 0 | 1 | 0 | 0 | 0 |
| Peterson, Shawn dh | 3 | 0 | 1 | 0 | 0 | 1 | 0 | 0 | 0 | Rinard, Bobby dh | 2 | 1 | 1 | 0 | 1 | 0 | 0 | 0 | 0 |
| Altobelli, J.J. 3b | 3 | 0 | 1 | 0 | 1 | 0 | 3 | 1 | 0 | Brown, Bobby ph/dh | 2 | 1 | 1 | 0 | 0 | 0 | 0 | 0 | 0 |
| Raulinatis, Curtis cf | 3 | 1 | 0 | 0 | 1 | 2 | 0 | 0 | 5 | Mejias-Brean, Seth 3b | 3 | 0 | 1 | 1 | 2 | 0 | 1 | 0 | 0 |
| Anderson, Tyler p | 0 | 0 | 0 | 0 | 0 | 0 | 0 | 1 | 0 | Mejia, Alex ss | 4 | 0 | 1 | 0 | 1 | 1 | 3 | 0 | 0 |
| Thornton, Zack p | 0 | 0 | 0 | 0 | 0 | 0 | 2 | 4 | 0 | Ortega, Bryce 2b | 4 | 1 | 3 | 0 | 0 | 2 | 6 | 2 | 2 |
| Totals | 35 | 3 | 10 | 2 | 5 | 7 | 24 | 17 | 11 | Heyer, Kurt p | 0 | 0 | 0 | 0 | 0 | 0 | 0 | 0 | 0 |
| | | | | | | | | | | Manthei, Stephen p | 0 | 0 | 0 | 0 | 0 | 0 | 0 | 0 | 0 |
| | | | | | | | | | | Hale, Tyler p | 0 | 0 | 0 | 0 | 0 | 0 | 0 | 0 | 0 |
| | | | | | | | | | | Cunningham, Nick p | 0 | 0 | 0 | 0 | 0 | 0 | 0 | 0 | 0 |
| | | | | | | | | | | Totals | 33 | 9 | 14 | 8 | 3 | 6 | 27 | 12 | 6 |

| Score by Inning | 1 | 2 | 3 | 4 | 5 | 6 | 7 | 8 | 9 | R | H | E |
|-----------------|---|---|---|---|---|---|---|---|---|---|----|---|
| Oregon | 0 | 1 | 0 | 0 | 1 | 0 | 0 | 0 | 1 | 3 | 10 | 2 |
| Arizona | 4 | 2 | 0 | 1 | 2 | 0 | 0 | 0 | X | 9 | 14 | 2 |

E - Pulfer, D(4); Altobelli, J(3); Selsky, S.(2); Refsnyder(5). DP - ARIZ 3. LOB - ORE 11; ARIZ 6. 2B - Piazzisi, M(3); Rinard, B.(4). HR - Packard, S(1); Bandy, J.(5). HBP - Peterson, S.; Rickard, J.. SH - Rickard, J.(3); Refsnyder(4). SB - Bandy, J.(2); Selsky, S.(7); Brown, B.(3); Mejia, A.(3). CS - Valenzuela(1); Mejia, A.(4).

| Oregon | | | | | | | | | | Arizona | | | | | | | | | |
|-----------------|-----|---|---|----|----|----|----|----|--|-------------|-----|---|---|----|----|----|----|----|--|
| Player | ip | h | r | er | bb | so | ab | bf | | Player | ip | h | r | er | bb | so | ab | bf | |
| Anderson, Tyler | 1.2 | 7 | 6 | 4 | 2 | 0 | 12 | 14 | | Heyer, Kurt | 6.0 | 7 | 2 | 1 | 2 | 5 | 24 | 27 | |
| Thornton, Zack | 6.1 | | | | | | | | | | | | | | | | | | |



GAME 25

Arizona Baseball
Oregon at Arizona
Mar 28, 2010 at Tucson, Ariz. (Kindall/Sancet)

GAME 26

Arizona Baseball
#20 Arizona at California
Apr 01, 2010 at Berkeley, Calif. (Evans Diamond)

Oregon 9 (18-8,1-2Pac-10)

| Player | ab | r | h | rbi | bb | so | po | a | lob |
|----------------------------|-----------|----------|-----------|----------|----------|----------|-----------|-----------|----------|
| Serna, KC ss | 3 | 1 | 2 | 1 | 0 | 0 | 2 | 0 | 0 |
| Gavin, Dylan 3b | 2 | 1 | 1 | 0 | 0 | 0 | 0 | 0 | 0 |
| Piazzisi, Marcus lf | 3 | 0 | 0 | 2 | 0 | 2 | 0 | 0 | 0 |
| Pulfer, Danny 2b/ss | 4 | 1 | 2 | 1 | 0 | 1 | 3 | 0 | 0 |
| Rodriguez, Eddie dh | 5 | 1 | 2 | 1 | 0 | 0 | 0 | 2 | 0 |
| Packard, Steven rf | 2 | 0 | 1 | 0 | 1 | 0 | 1 | 1 | 0 |
| Hart, Jett ph/cf | 0 | 1 | 0 | 0 | 1 | 0 | 0 | 0 | 0 |
| Peterson, Shawn ph | 1 | 0 | 1 | 0 | 0 | 0 | 0 | 0 | 0 |
| Mendenhall, Andrew pr/lf | 0 | 1 | 0 | 0 | 0 | 0 | 0 | 0 | 0 |
| Marder, Jack 1b | 4 | 2 | 3 | 3 | 1 | 0 | 9 | 1 | 0 |
| Karraker, Mitch c | 4 | 0 | 1 | 0 | 1 | 2 | 12 | 1 | 1 |
| Altobelli, J.J. 3b/2b | 4 | 0 | 1 | 0 | 0 | 1 | 1 | 2 | 0 |
| Raulainaitis, Curtis cf/rf | 4 | 1 | 1 | 0 | 0 | 2 | 0 | 1 | 1 |
| Keudell, Alex p | 0 | 0 | 0 | 0 | 0 | 0 | 0 | 0 | 0 |
| Boer, Madison p | 0 | 0 | 0 | 0 | 0 | 0 | 0 | 0 | 0 |
| Jones, Christian p | 0 | 0 | 0 | 0 | 0 | 0 | 0 | 0 | 0 |
| McGough, Scott p | 0 | 0 | 0 | 0 | 0 | 0 | 0 | 0 | 0 |
| Totals | 36 | 9 | 14 | 8 | 6 | 3 | 27 | 11 | 7 |

Arizona 8 (20-5,2-1Pac-10)

| Player | ab | r | h | rbi | bb | so | po | a | lob |
|-----------------------|-----------|----------|-----------|----------|----------|-----------|-----------|-----------|----------|
| Rickard, Joey cf | 5 | 1 | 2 | 1 | 0 | 0 | 4 | 0 | 1 |
| Valenzuela, Rafael 1b | 3 | 1 | 0 | 1 | 0 | 12 | 2 | 0 | 0 |
| Meskin, Jacob c | 0 | 0 | 0 | 0 | 0 | 0 | 1 | 0 | 0 |
| Bandy, Jett c/1b | 5 | 1 | 3 | 2 | 0 | 0 | 3 | 0 | 0 |
| Selsky, Steve rf | 4 | 2 | 2 | 3 | 1 | 2 | 0 | 0 | 0 |
| Refsnyder, Robert lf | 5 | 0 | 1 | 0 | 0 | 2 | 0 | 0 | 0 |
| Brown, Bobby dh | 3 | 0 | 1 | 0 | 0 | 1 | 0 | 0 | 0 |
| Rinard, Bobby ph | 2 | 0 | 0 | 0 | 1 | 0 | 0 | 3 | 0 |
| Mejias-Brean, Seth 3b | 4 | 1 | 3 | 1 | 0 | 1 | 0 | 1 | 0 |
| Mejia, Alex ss | 4 | 1 | 1 | 0 | 0 | 2 | 5 | 7 | 1 |
| Chavez, Ethan 2b | 2 | 1 | 0 | 0 | 1 | 2 | 1 | 4 | 0 |
| Simon, Kyle p | 0 | 0 | 0 | 0 | 0 | 0 | 1 | 3 | 0 |
| Forestieri, Jared p | 0 | 0 | 0 | 0 | 0 | 0 | 0 | 0 | 0 |
| Manthei, Stephen p | 0 | 0 | 0 | 0 | 0 | 0 | 0 | 0 | 0 |
| Bill, Auguey p | 0 | 0 | 0 | 0 | 0 | 0 | 0 | 1 | 0 |
| Cunningham, Nick p | 0 | 0 | 0 | 0 | 0 | 0 | 0 | 0 | 0 |
| Totals | 37 | 8 | 13 | 8 | 3 | 11 | 27 | 18 | 7 |

| Score by Inning | 1 | 2 | 3 | 4 | 5 | 6 | 7 | 8 | 9 | R | H | E |
|-----------------|---|---|---|---|---|---|---|---|---|---|----|---|
| Oregon | 1 | 1 | 0 | 0 | 1 | 0 | 1 | 1 | 4 | 9 | 14 | 1 |
| Arizona | 4 | 0 | 1 | 0 | 0 | 3 | 0 | 0 | 0 | 8 | 13 | 0 |

E - Karraker, M(3). DP - ARIZ 3. LOB - ORE 7; ARIZ 7. 2B - Selsky, S.(6). 3B - Raulainaitis, (1). HR - Marder, J(3); Selsky, S.(3). SH - Pulfer, D(7); Chavez, E.(2). SF - Valenzuela(3). SB - Hart, J(6); Marder, J(4); Rickard, J.(12). CS - Serna, KC(3).

| Oregon | ip | h | r | er | bb | so | ab | bf |
|------------------|-----|----|---|----|----|----|----|----|
| Keudell, Alex | 5.0 | 11 | 8 | 8 | 2 | 7 | 24 | 27 |
| Boer, Madison | 0.2 | 0 | 0 | 0 | 1 | 0 | 3 | 5 |
| Jones, Christian | 2.1 | 0 | 0 | 0 | 0 | 2 | 7 | 7 |
| McGough, Scott | 1.0 | 0 | 0 | 0 | 0 | 2 | 3 | 3 |

| Arizona | ip | h | r | er | bb | so | ab | bf |
|-------------------|-----|----|---|----|----|----|----|----|
| Simon, Kyle | 7.0 | 10 | 4 | 4 | 4 | 1 | 26 | 31 |
| Forestieri, Jared | 0.0 | 0 | 1 | 1 | 0 | 0 | 1 | 1 |
| Manthei, Stephen | 0.2 | 0 | 0 | 0 | 1 | 1 | 2 | 3 |
| Bill, Auguey | 0.1 | 0 | 0 | 0 | 0 | 0 | 1 | 1 |
| Cunningham, Nick | 1.0 | 4 | 4 | 4 | 0 | 1 | 7 | 7 |

Win - Jones, C (1-1). Loss - Cunningham (2-1). Save - McGough, S. (2).
 WP - Keudell, A(1). PB - Karraker, M(2).

Umpires - HP: Joe Burleson 1B: Scott Higgins 3B: Dave Yeast
 Start: 12:07 pm Time: 3:18 Attendance: 1088
 Weather: Low 70s, Clear, Breezy
 Keudell, A faced 3 batters in the 6th.
 Forestieri faced 1 batter in the 8th.

Arizona 2 (20-6,2-2Pac-10)

| Player | ab | r | h | rbi | bb | so | po | a | lob |
|-----------------------|-----------|----------|----------|----------|----------|----------|-----------|----------|----------|
| Rickard, Joey cf | 5 | 0 | 1 | 0 | 0 | 1 | 2 | 0 | 0 |
| Valenzuela, Rafael 1b | 2 | 0 | 0 | 0 | 2 | 0 | 7 | 0 | 0 |
| Bandy, Jett c | 4 | 0 | 1 | 0 | 1 | 5 | 2 | 2 | 0 |
| Selsky, Steve rf | 4 | 1 | 1 | 0 | 1 | 2 | 0 | 1 | 0 |
| Refsnyder, Robert lf | 4 | 0 | 3 | 0 | 0 | 2 | 0 | 0 | 0 |
| Brown, Bobby dh | 4 | 0 | 0 | 0 | 1 | 0 | 0 | 2 | 0 |
| Mejias-Brean, Seth 3b | 4 | 1 | 2 | 0 | 0 | 1 | 1 | 0 | 1 |
| Mejia, Alex ss | 3 | 0 | 1 | 0 | 0 | 2 | 2 | 0 | 0 |
| Chavez, Ethan 2b | 3 | 0 | 0 | 1 | 1 | 3 | 2 | 2 | 0 |
| Garcia, Josh ph | 1 | 0 | 0 | 0 | 0 | 0 | 0 | 0 | 0 |
| Heyer, Kurt p | 0 | 0 | 0 | 0 | 0 | 0 | 0 | 0 | 0 |
| Manthei, Stephen p | 0 | 0 | 0 | 0 | 0 | 0 | 0 | 2 | 0 |
| Allison, Joe p | 0 | 0 | 0 | 0 | 0 | 0 | 0 | 0 | 0 |
| Adams, Grayson p | 0 | 0 | 0 | 0 | 0 | 0 | 0 | 0 | 0 |
| Hale, Tyler p | 0 | 0 | 0 | 0 | 0 | 0 | 0 | 0 | 0 |
| Totals | 34 | 2 | 9 | 2 | 2 | 6 | 24 | 8 | 8 |

California 7 (14-10,1-3Pac-10)

| Player | ab | r | h | rbi | bb | so | po | a | lob |
|---------------------|-----------|----------|-----------|----------|----------|----------|-----------|-----------|----------|
| Guinn, Brian 2b | 4 | 0 | 1 | 0 | 0 | 1 | 0 | 6 | 1 |
| Booker, Austin lf | 2 | 0 | 0 | 0 | 1 | 0 | 0 | 0 | 0 |
| Rodriguez, Devin ph | 1 | 0 | 0 | 0 | 0 | 0 | 0 | 0 | 0 |
| Bunting, Chad pr/cf | 1 | 0 | 0 | 0 | 0 | 0 | 2 | 0 | 0 |
| Oh, Danny cf/lf | 4 | 0 | 0 | 0 | 0 | 0 | 3 | 0 | 1 |
| Canha, Mark 1b | 4 | 2 | 3 | 0 | 0 | 0 | 13 | 0 | 0 |
| Krist, Chadd c | 4 | 1 | 2 | 0 | 0 | 1 | 6 | 0 | 0 |
| Renda, Tony dh | 3 | 1 | 1 | 1 | 1 | 0 | 0 | 0 | 0 |
| Bosco, Jimmy rf | 2 | 0 | 0 | 0 | 1 | 0 | 1 | 0 | 0 |
| Delfino, Mitch 3b | 4 | 2 | 2 | 1 | 0 | 1 | 2 | 4 | 0 |
| Semien, Marcus ss | 4 | 1 | 2 | 2 | 0 | 0 | 2 | 4 | 0 |
| Johnson, Erik p | 0 | 0 | 0 | 0 | 0 | 0 | 0 | 1 | 0 |
| Diemer, Brian p | 0 | 0 | 0 | 0 | 0 | 0 | 0 | 0 | 0 |
| Flemer, Matt p | 0 | 0 | 0 | 0 | 0 | 0 | 0 | 0 | 0 |
| Totals | 33 | 7 | 11 | 4 | 2 | 5 | 27 | 13 | 6 |

| Score by Inning | 1 | 2 | 3 | 4 | 5 | 6 | 7 | 8 | 9 | R | H | E |
|-----------------|---|---|---|---|---|---|---|---|---|---|----|---|
| Arizona | 0 | 1 | 0 | 0 | 0 | 0 | 1 | 0 | 0 | 2 | 9 | 2 |
| California | 0 | 0 | 0 | 5 | 1 | 0 | 0 | 1 | 0 | 7 | 11 | 1 |

E - Mejias-Brean(6); Chavez, E.(1); Diemer(1). DP - CAL 1. LOB - ARIZ 8; CAL 6. 2B - Canha 2(7). 3B - Semien(2). HR - Selsky, S.(4). SH - Mejia, A.(6); Guinn(1); Bosco(2). SB - Rickard, J.(13); Guinn(7). CS - Bunting(1); Canha(1).

| Arizona | ip | h | r | er | bb | so | ab | bf |
|------------------|-----|---|---|----|----|----|----|----|
| Heyer, Kurt | 3.0 | 3 | 1 | 1 | 1 | 2 | 12 | 13 |
| Manthei, Stephen | 1.2 | 5 | 5 | 2 | 1 | 0 | 9 | 12 |
| Allison, Joe | 2.0 | 1 | 0 | 0 | 0 | 2 | 7 | 7 |
| Adams, Grayson | 1.0 | 0 | 0 | 0 | 1 | 2 | 2 | 2 |
| Hale, Tyler | 0.1 | 2 | 1 | 1 | 0 | 0 | 3 | 3 |

| California | ip | h | r | er | bb | so | ab | bf |
|---------------|-----|---|---|----|----|----|----|----|
| Johnson, Erik | 6.0 | 6 | 1 | 1 | 1 | 6 | 23 | 24 |
| Diemer, Brian | 2.0 | 3 | 1 | 0 | 1 | 0 | 8 | 10 |
| Flemer, Matt | 1.0 | 0 | 0 | 0 | 0 | 0 | 3 | 3 |

Win - Johnson (4-1). Loss - Manthei, S. (2-1). Save - None.
 BK - Manthei, S.(1).

Umpires - HP: David Rogers 1B: Tony Norris 3B: Dick Flaherty
 Start: 2:31 pm Time: 3:15 Attendance: 336
 Weather: Upper 50s, Mostly Clear
 Heyer, K. faced 1 batter in the 4th.

GAME 27

Arizona Baseball
#20 Arizona at California (Game 1)
Apr 03, 2010 at Berkeley, Calif. (Evans Diamond)

Arizona 0 (20-7,2-3Pac-10)

| Player | ab | r | h | rbi | bb | so | po | a | lob |
|-------------------------|-----------|----------|----------|----------|----------|-----------|-----------|----------|----------|
| Rickard, Joey cf | 4 | 0 | 0 | 0 | 1 | 1 | 0 | 2 | 0 |
| Valenzuela, Rafael 1b | 4 | 0 | 0 | 0 | 0 | 13 | 1 | 0 | 0 |
| Bandy, Jett c | 3 | 0 | 1 | 0 | 0 | 6 | 1 | 0 | 0 |
| Selsky, Steve rf | 4 | 0 | 1 | 0 | 0 | 1 | 0 | 0 | 0 |
| Refsnyder, Robert lf/2b | 4 | 0 | 0 | 0 | 1 | 0 | 2 | 1 | 0 |
| Rinard, Bobby dh | 3 | 0 | 1 | 0 | 0 | 0 | 0 | 0 | 0 |
| Mejias-Brean, Seth 3b | 3 | 0 | 0 | 0 | 2 | 1 | 3 | 0 | 0 |
| Mejia, Alex ss | 3 | 0 | 2 | 0 | 0 | 0 | 4 | 1 | 0 |
| Ortega, Bryce 2b | 1 | 0 | 0 | 0 | 0 | 2 | 2 | 0 | 0 |
| Garcia, Josh ph | 1 | 0 | 0 | 0 | 0 | 0 | 0 | 0 | 0 |
| Brown, Bobby lf | 0 | 0 | 0 | 0 | 0 | 0 | 0 | 0 | 0 |
| Bandilla, Bryce p | 0 | 0 | 0 | 0 | 0 | 0 | 2 | 0 | 0 |
| Hale, Tyler p | 0 | 0 | 0 | 0 | 0 | 0 | 0 | 0 | 0 |
| Forestieri, Jared p | 0 | 0 | 0 | 0 | 0 | 0 | 0 | 0 | 0 |
| Totals | 30 | 0 | 5 | 0 | 5 | 24 | 15 | 5 | 0 |

California 8 (15-10,2-3Pac-10)

| Player | ab | r | h | rbi | bb | so | po | a | lob |
|-------------------|-----------|----------|----------|----------|----------|----------|-----------|-----------|----------|
| Guinn, Brian 2b | 5 | 1 | 2 | 0 | 0 | 2 | 1 | 2 | 0 |
| Oh, Danny lf | 3 | 1 | 1 | 0 | 0 | 0 | 2 | 0 | 2 |
| Canha, Mark 1b | 3 | 1 | 0 | 1 | 2 | 1 | 10 | 0 | 0 |
| Krist, Chadd c | 3 | 2 | 1 | 1 | 0 | 6 | 0 | 2 | 0 |
| Hsieh, Eddie ph/c | 0 | 0 | 0 | 0 | 1 | 0 | 0 | 0 | 0 |
| Renda, Tony dh | 2 | 2 | 2 | 0 | 1 | 0 | 0 | 0 | 0 |
| Tanaka, Dwight ph | 1 | 0 | 0 | 0 | 0 | 1 | 0 | 0 | 0 |
| Bunting, Chad cf | 4 | 0 | 1 | 2 | 0 | 0 | 4 | 0 | 1 |
| Bosco, Jimmy rf | 3 | 1 | 1 | 2 | 0 | 1 | 4 | 1 | 0 |
| Delfino, Mitch 3b | 4 | 0 | 0 | 0 | 1 | 0 | 0 | 4 | 0 |
| Semien, Marcus ss | 4 | 0 | 1 | 0 | 0 | 0 | 4 | 0 | 0 |
| Jones, Justin p | 0 | 0 | 0 | 0 | 0 | 0 | 0 | 3 | 0 |
| Wolford, Daniel p | 0 | 0 | 0 | 0 | 0 | 0 | 0 | 0 | 0 |
| Totals | 32 | 8 | 9 | 7 | 5 | 6 | 27 | 10 | 0 |

| Score by Inning | 1 | 2 | 3 | 4 | 5 | 6 | 7 | 8 | 9 | R | H | E |
|-----------------|---|---|---|---|---|---|---|---|---|---|---|---|
| Arizona | 0 | 0 | 0 | 0 | 0 | 0 | 0 | 0 | 0 | 0 | 5 | 3 |
| California | 2 | 0 | 3 | 0 | 1 | 0 | 2 | 0 | X | 8 | 9 | 0 |

E - Mejias-Brean(7); Ortega, B. 2(2). LOB - ARIZ 5; CAL 10. 2B - Bandy, J.(12); Selsky, S.(7); Krist(12); Renda 2(10). HBP - Bandy, J.; Oh; Bunting; Bosco. SH - Ortega, B.(3); Oh(4); Renda(1). SB - Rinard, B.(4); Guinn(8); Oh(4).

| Arizona | ip | h | r | er | bb | so | ab | bf |
|-------------------|-----|---|---|----|----|----|----|----|
| Bandilla, Bryce | 4.2 | 6 | 6 | 4 | 3 | 4 | 18 | 25 |
| Hale, Tyler | 2.0 | 3 | 2 | 0 | 1 | 1 | 10 | 12 |
| Forestieri, Jared | 1.1 | 0 | 0 | 0 | 1 | 1 | 4 | 5 |

| California | ip | h | r | er | bb | so | ab | bf |
|-----------------|-------|---|---|----|----|----|----|----|
| Jones, Justin | 8.0 | 4 | 0 | 0 | 0 | 5 | 26 | 28 |
| Wolford, Daniel | 1.0</ | | | | | | | |



GAME 29

Arizona Baseball #22 Arizona at Washington Apr 09, 2010 at Seattle, Wash. (Husky Ballpark)

Arizona 7 (21-8,3-4Pac-10)

| Player | ab | r | h | rbi | bb | so | po | a | lob |
|-----------------------|----|---|----|-----|----|----|----|----|-----|
| Rickard, Joey cf | 3 | 0 | 1 | 0 | 1 | 0 | 0 | 0 | 1 |
| Valenzuela, Rafael 1b | 4 | 1 | 2 | 2 | 0 | 1 | 9 | 2 | 0 |
| Chavez, Ethan pr | 0 | 0 | 0 | 0 | 0 | 0 | 0 | 0 | 0 |
| Meskin, Jacob c | 0 | 0 | 0 | 0 | 0 | 0 | 0 | 0 | 0 |
| Bandy, Jett c/1b | 5 | 1 | 2 | 1 | 0 | 1 | 7 | 1 | 0 |
| Selsky, Steve rf | 4 | 1 | 2 | 1 | 1 | 1 | 2 | 0 | 1 |
| Refsnyder, Robert lf | 3 | 1 | 1 | 1 | 0 | 0 | 0 | 0 | 2 |
| Rinard, Bobby dh | 3 | 1 | 1 | 0 | 0 | 0 | 0 | 0 | 2 |
| Brown, Bobby ph | 1 | 0 | 1 | 0 | 0 | 0 | 0 | 0 | 0 |
| Mejias-Brean, Seth 3b | 4 | 0 | 1 | 0 | 0 | 1 | 1 | 1 | 0 |
| Mejia, Alex ss | 3 | 1 | 1 | 0 | 1 | 0 | 1 | 3 | 0 |
| Ortega, Bryce 2b | 3 | 1 | 0 | 0 | 1 | 3 | 2 | 3 | 0 |
| Heyer, Kurt p | 0 | 0 | 0 | 0 | 0 | 0 | 1 | 1 | 0 |
| Allison, Joe p | 0 | 0 | 0 | 0 | 0 | 0 | 0 | 0 | 0 |
| Cunningham, Nick p | 0 | 0 | 0 | 0 | 0 | 0 | 0 | 0 | 0 |
| Totals | 33 | 7 | 12 | 6 | 5 | 7 | 27 | 11 | 7 |

| Score by Innings | 1 | 2 | 3 | 4 | 5 | 6 | 7 | 8 | 9 | R | H | E |
|------------------|---|---|---|---|---|---|---|---|---|---|----|---|
| Arizona | 0 | 2 | 0 | 1 | 3 | 0 | 1 | 0 | 0 | 7 | 12 | 0 |
| Washington | 1 | 0 | 0 | 0 | 1 | 0 | 0 | 0 | 0 | 2 | 5 | 1 |

E - Rankin(3). DP - WASH 1. LOB - ARIZ 7; WASH 8. 2B - Bandy, J.(13); Selsky, S.(8); Rinard, B.(6); Lamb(8). 3B - Valenzuela(4). HR - Selsky, S.(5); Refsnyder(1). HBP - Refsnyder; Smith, SH - Rickard, J.(4); Valenzuela(3); Lamb(3). SB - Chavez, E.(2); Rinard, B.(5). CS - Mejias-Brean(4).

| Arizona | ip | h | r | er | bb | so | ab | bf |
|------------------|-----|---|---|----|----|----|----|----|
| Heyer, Kurt | 6.2 | 4 | 2 | 2 | 3 | 4 | 22 | 27 |
| Allison, Joe | 1.1 | 1 | 0 | 0 | 1 | 2 | 5 | 6 |
| Cunningham, Nick | 1.0 | 0 | 0 | 0 | 1 | 0 | 3 | 4 |

Win - Heyer, K. (5-0). Loss - G. Brown (0-2). Save - None.
WP - Heyer, K.(1). HBP - by Heyer, K. (Smith); by Snow (Refsnyder). PB - Rankin(5).

Umpires - HP: Chuck Lyon 1B: Dick Flaherty 3B: Larry Randall
Start: 6:04 p.m Time: 2:58 Attendance: 442
Weather: Mostly cloudy, mid-40s

Washington2 (16-12,2-2Pac-10)

| Player | ab | r | h | rbi | bb | so | po | a | lob |
|----------------------|----|---|---|-----|----|----|----|----|-----|
| Smith, Andy lf/cf | 4 | 2 | 1 | 0 | 0 | 0 | 0 | 1 | 3 |
| Brown, Caleb cf | 4 | 0 | 1 | 0 | 0 | 1 | 2 | 1 | 0 |
| Meehan, Sean rf | 0 | 0 | 0 | 0 | 0 | 0 | 0 | 0 | 0 |
| Lamb, Jacob 3b | 3 | 0 | 1 | 1 | 0 | 0 | 1 | 2 | 0 |
| Rankin, Pierce c | 2 | 0 | 0 | 1 | 2 | 0 | 8 | 2 | 0 |
| Anselment, Chase dh | 4 | 0 | 1 | 0 | 0 | 1 | 0 | 0 | 2 |
| Russell, Aaron rf/lf | 4 | 0 | 0 | 0 | 2 | 4 | 0 | 2 | 0 |
| Scott, Troy 1b | 3 | 0 | 0 | 0 | 1 | 1 | 9 | 0 | 0 |
| Cherry, Doug 2b | 4 | 0 | 1 | 0 | 0 | 2 | 2 | 0 | 0 |
| Bentrott, David ss | 2 | 0 | 0 | 0 | 1 | 1 | 1 | 6 | 1 |
| Peterson, Eric ph | 0 | 0 | 0 | 0 | 1 | 0 | 0 | 0 | 0 |
| Bethel, Andy pr | 0 | 0 | 0 | 0 | 0 | 0 | 0 | 0 | 0 |
| Brown, Geoff p | 0 | 0 | 0 | 0 | 0 | 0 | 0 | 1 | 0 |
| Snow, Forrest p | 0 | 0 | 0 | 0 | 0 | 0 | 0 | 0 | 0 |
| Bielaski, Colton p | 0 | 0 | 0 | 0 | 0 | 0 | 0 | 1 | 0 |
| Totals | 30 | 2 | 5 | 2 | 5 | 6 | 27 | 16 | 8 |

| Score by Innings | 1 | 2 | 3 | 4 | 5 | 6 | 7 | 8 | 9 | R | H | E |
|------------------|---|---|---|---|---|---|---|---|---|----|----|---|
| Arizona | 0 | 0 | 0 | 1 | 0 | 0 | 1 | 0 | 0 | 2 | 6 | 0 |
| Washington | 0 | 3 | 0 | 0 | 4 | 0 | 3 | 0 | X | 10 | 10 | 0 |

LOB - ARIZ 7; WASH 7. 2B - Refsnyder(6); Boyer(7); Meehan(3); Bentrott(3). HR - Valenzuela(2); Kizer(2). HBP - Bandy, J.; Kizer. SH - Kizer(1). SB - Rankin(3).

| Washington | ip | h | r | er | bb | so | ab | bf |
|------------------|-----|---|---|----|----|----|----|----|
| Brown, Geoff | 5.0 | 7 | 6 | 5 | 4 | 2 | 18 | 24 |
| Snow, Forrest | 2.0 | 4 | 1 | 1 | 0 | 3 | 8 | 9 |
| Bielaski, Colton | 2.0 | 1 | 0 | 0 | 1 | 2 | 7 | 8 |

Win - Kittredge (5-2). Loss - Bandilla, B. (3-3). Save - None.
WP - Bandilla, B.(3). HBP - by Kittredge (Bandy, J.); by Hale, T. (Kizer). BK - Bandilla, B.(3).

Umpires - HP: Dick Flaherty 1B: Larry Randall 3B: Chuck Lyon
Start: 2:03 pm Time: 2:36 Attendance: 564
Weather: Mid 50s, Mostly Sunny

GAME 30

Arizona Baseball #22 Arizona at Washington Apr 10, 2010 at Seattle, Wash. (Husky Ballpark)

Arizona 2 (21-9,3-5Pac-10)

| Player | ab | r | h | rbi | bb | so | po | a | lob |
|-----------------------|----|---|---|-----|----|----|----|---|-----|
| Rickard, Joey cf | 4 | 0 | 0 | 0 | 1 | 2 | 0 | 0 | 0 |
| Valenzuela, Rafael 1b | 4 | 1 | 2 | 1 | 0 | 0 | 9 | 0 | 0 |
| Bandy, Jett c | 3 | 1 | 1 | 0 | 0 | 7 | 1 | 0 | 0 |
| Selsky, Steve rf | 4 | 0 | 1 | 0 | 0 | 2 | 0 | 1 | 0 |
| Refsnyder, Robert 2b | 4 | 0 | 1 | 0 | 0 | 1 | 2 | 2 | 0 |
| Brown, Bobby lf | 3 | 0 | 0 | 0 | 1 | 1 | 0 | 0 | 0 |
| Garcia, Josh dh | 3 | 0 | 1 | 1 | 2 | 0 | 0 | 0 | 0 |
| Mejias-Brean, Seth 3b | 4 | 0 | 0 | 0 | 1 | 2 | 2 | 1 | 0 |
| Mejia, Alex ss | 4 | 0 | 0 | 0 | 1 | 0 | 4 | 3 | 0 |
| Bandilla, Bryce p | 0 | 0 | 0 | 0 | 0 | 0 | 0 | 1 | 0 |
| Adams, Grayson p | 0 | 0 | 0 | 0 | 0 | 0 | 0 | 0 | 0 |
| Hale, Tyler p | 0 | 0 | 0 | 0 | 0 | 0 | 0 | 0 | 0 |
| Bernard, Cory p | 0 | 0 | 0 | 0 | 0 | 0 | 0 | 0 | 0 |
| Totals | 33 | 2 | 6 | 2 | 6 | 24 | 10 | 7 | 0 |

| Score by Innings | 1 | 2 | 3 | 4 | 5 | 6 | 7 | 8 | 9 | R | H | E |
|------------------|---|---|---|---|---|---|---|---|---|----|----|---|
| Arizona | 0 | 0 | 0 | 1 | 0 | 0 | 1 | 0 | 0 | 2 | 6 | 0 |
| Washington | 0 | 3 | 0 | 0 | 4 | 0 | 3 | 0 | X | 10 | 10 | 0 |

LOB - ARIZ 7; WASH 7. 2B - Refsnyder(6); Boyer(7); Meehan(3); Bentrott(3). HR - Valenzuela(2); Kizer(2). HBP - Bandy, J.; Kizer. SH - Kizer(1). SB - Rankin(3).

| Arizona | ip | h | r | er | bb | so | ab | bf |
|-----------------|-----|---|---|----|----|----|----|----|
| Bandilla, Bryce | 4.1 | 5 | 5 | 4 | 2 | 17 | 22 | |
| Adams, Grayson | 0.2 | 1 | 2 | 2 | 1 | 1 | 3 | 4 |
| Hale, Tyler | 1.2 | 2 | 3 | 3 | 1 | 2 | 7 | 9 |
| Bernard, Cory | 1.1 | 2 | 0 | 0 | 0 | 2 | 6 | 6 |

Win - Kittredge (5-2). Loss - Bandilla, B. (3-3). Save - None.
WP - Bandilla, B.(3). HBP - by Kittredge (Bandy, J.); by Hale, T. (Kizer). BK - Bandilla, B.(3).

Umpires - HP: Dick Flaherty 1B: Larry Randall 3B: Chuck Lyon
Start: 2:03 pm Time: 2:36 Attendance: 564
Weather: Mid 50s, Mostly Sunny

Washington10 (17-12,3-2Pac-10)

| Player | ab | r | h | rbi | bb | so | po | a | lob |
|---------------------|----|----|----|-----|----|----|----|----|-----|
| Boyer, Bradley lf | 5 | 0 | 2 | 2 | 0 | 1 | 1 | 0 | 2 |
| Cherry, Doug 2b | 5 | 1 | 2 | 0 | 0 | 0 | 3 | 3 | 2 |
| Brown, Caleb cf | 3 | 1 | 0 | 0 | 2 | 0 | 4 | 0 | 1 |
| Rankin, Pierce dh | 3 | 2 | 0 | 0 | 2 | 2 | 0 | 0 | 0 |
| Russell, Aaron 1b | 3 | 1 | 0 | 0 | 1 | 7 | 0 | 0 | 0 |
| Scott, Troy 1b | 2 | 0 | 0 | 0 | 0 | 1 | 5 | 0 | 1 |
| Lamb, Jacob 3b | 3 | 2 | 1 | 1 | 0 | 0 | 1 | 1 | 1 |
| Kizer, Miles c | 2 | 2 | 1 | 4 | 0 | 0 | 5 | 1 | 0 |
| Meehan, Sean rf | 4 | 1 | 1 | 0 | 1 | 0 | 1 | 0 | 0 |
| Bentrott, David ss | 3 | 0 | 2 | 2 | 1 | 1 | 4 | 0 | 0 |
| Kittredge, Andrew p | 0 | 0 | 0 | 0 | 0 | 0 | 0 | 2 | 0 |
| Clem, Jacob p | 0 | 0 | 0 | 0 | 0 | 0 | 0 | 0 | 0 |
| Totals | 33 | 10 | 10 | 10 | 6 | 7 | 27 | 11 | 7 |

| Score by Innings | 1 | 2 | 3 | 4 | 5 | 6 | 7 | 8 | 9 | R | H | E |
|------------------|---|---|---|---|---|---|---|---|---|----|----|---|
| Arizona | 0 | 0 | 0 | 1 | 0 | 0 | 1 | 0 | 0 | 2 | 6 | 0 |
| Washington | 0 | 3 | 0 | 0 | 4 | 0 | 3 | 0 | X | 10 | 10 | 0 |

LOB - ARIZ 7; WASH 7. 2B - Refsnyder(6); Boyer(7); Meehan(3); Bentrott(3). HR - Valenzuela(2); Kizer(2). HBP - Bandy, J.; Kizer. SH - Kizer(1). SB - Rankin(3).

| Washington | ip | h | r | er | bb | so | ab | bf |
|-------------------|-----|---|---|----|----|----|----|----|
| Kittredge, Andrew | 7.0 | 6 | 2 | 2 | 2 | 3 | 27 | 30 |
| Clem, Jacob | 2.0 | 0 | 0 | 0 | 0 | 3 | 6 | 6 |

Win - Kittredge (5-2). Loss - Bandilla, B. (3-3). Save - None.
WP - Bandilla, B.(3). HBP - by Kittredge (Bandy, J.); by Hale, T. (Kizer). BK - Bandilla, B.(3).

Umpires - HP: Dick Flaherty 1B: Larry Randall 3B: Chuck Lyon
Start: 2:03 pm Time: 2:36 Attendance: 564
Weather: Mid 50s, Mostly Sunny

GAME 31

Arizona Baseball #22 Arizona at Washington Apr 11, 2010 at Seattle, Wash. (Husky Ballpark)

Arizona 9 (22-9,4-5Pac-10)

| Player | ab | r | h | rbi | bb | so | po | a | lob |
|-----------------------|----|---|----|-----|----|----|----|----|-----|
| Rickard, Joey cf | 5 | 1 | 1 | 1 | 0 | 1 | 3 | 0 | 1 |
| Valenzuela, Rafael 1b | 4 | 2 | 2 | 0 | 1 | 0 | 13 | 0 | 1 |
| Bandy, Jett c | 5 | 1 | 2 | 1 | 0 | 0 | 3 | 0 | 0 |
| Selsky, Steve rf | 5 | 2 | 3 | 3 | 0 | 1 | 1 | 0 | 1 |
| Refsnyder, Robert 2b | 5 | 1 | 1 | 2 | 0 | 0 | 2 | 3 | 1 |
| Ortega, Bryce 2b | 0 | 0 | 0 | 0 | 0 | 0 | 0 | 1 | 0 |
| Brown, Bobby dh | 5 | 2 | 3 | 0 | 0 | 0 | 0 | 0 | 1 |
| Rinard, Bobby lf | 4 | 0 | 1 | 1 | 0 | 0 | 2 | 0 | 0 |
| Mejias-Brean, Seth 3b | 4 | 0 | 1 | 0 | 0 | 1 | 2 | 1 | 1 |
| Mejia, Alex ss | 3 | 0 | 0 | 0 | 0 | 0 | 1 | 7 | 0 |
| Simon, Kyle p | 0 | 0 | 0 | 0 | 0 | 0 | 0 | 2 | 0 |
| Totals | 40 | 9 | 14 | 8 | 1 | 3 | 27 | 14 | 6 |

| Score by Innings | 1 | 2 | 3 | 4 | 5 | 6 | 7 | 8 | 9 | R | H | E |
|------------------|---|---|---|---|---|---|---|---|---|---|----|---|
| Arizona | 0 | 1 | 2 | 1 | 3 | 0 | 2 | 0 | 0 | 9 | 14 | 0 |
| Washington | 0 | 1 | 0 | 0 | 0 | 0 | 0 | 0 | 0 | 1 | 3 | 1 |

E - Russell(2). DP - ARIZ 1. LOB - ARIZ 6; WASH 5. 2B - Valenzuela(9); Bandy, J.(14); Selsky, S. 2(10); Brown, B.(6). 3B - Brown, B.(2). HR - Rickard, J.(5); Selsky, S.(6); Refsnyder(2). HBP - C. Brown 2. SH - Mejia, A.(7). SF - Cherry(1).

| Arizona | ip | h | r | er | bb | so | ab | bf |
|-------------|-----|---|---|----|----|----|----|----|
| Simon, Kyle | 9.0 | 3 | 1 | 1 | 2 | 3 | 28 | 33 |

Win - Simon, K. (5-2). Loss - Cimber (2-2). Save - None.
WP - Simon, K.(6). HBP - by Simon, K. (C. Brown); by Simon, K. (C. Brown).

Umpires - HP: Larry Randall 1B: Chuck Lyon 3B: Dick Flaherty
Start: 1:03 pm Time: 2:18 Attendance: 527
Weather: Upper 50s, Mostly Sunny

Washington1 (17-13,3-3Pac-10)

| Player | ab | r | h | rbi | bb | so | po | a | lob |
|--------------------|----|---|---|-----|----|----|----|---|-----|
| Boyer, Bradley rf | 4 | 0 | 1 | 0 | 0 | 0 | 2 | 0 | 0 |
| Smith, Andy lf | 4 | 0 | 0 | 0 | 0 | 2 | 0 | 0 | 0 |
| Russell, Aaron 1b | 3 | 0 | 0 | 0 | 0 | 1 | 10 | 1 | 0 |
| Scott, Troy ph/1b | 1 | 0 | 0 | 0 | 0 | 0 | 0 | 0 | 0 |
| Lamb, Jacob 3b | 3 | 0 | 1 | 0 | 0 | 1 | 3 | 1 | 0 |
| Pollard, Julien ph | 1 | 0 | 0 | 0 | 0 | 0 | 0 | 0 | 0 |
| Brown, Caleb cf | 1 | 1 | 0 | 0 | 0 | 1 | 6 | 0 | 0 |
| Kwan, Max ph | 1 | 0 | 0 | 0 | 0 | 0 | 0 | 0 | 0 |
| Peterson, Eric dh | 3 | 0 | 1 | 0 | 1 | 0 | 0 | 0 | 1 |
| Rankin, Pierce c | 2 | 0 | 0 | 0 | 1 | 0 | 3 | 0 | 0 |
| Cherry, Doug 2b | 2 | 0 | 1 | 0 | 0 | 0 | 3 | 2 | 0 |
| Bentrott, David ss | 3 | 0 | 0 | 0 | 0 | 0 | 0 | 0 | 1 |
| Cimber, Adam p | 0 | 0 | 0 | 0 | 0 | 0 | 1 | 1 | 0 |
| Gomez, Adrian p | 0 | 0 | 0 | 0 | 0 | 0 | 0 | 0 | 0 |
| Snow, Forrest p | 0 | 0 | 0 | 0 | 0 | 0 | 0 | 1 | 0 |
| Rohde, Brandon p | 0 | 0 | 0 | 0 | 0 | 0 | 0 | 0 | 0 |
| Totals | 28 | 1 | 3 | 1 | 2 | 3 | 27 | 9 | 5 |

GAME 33

Arizona Baseball
Washington State at #21 Arizona
Apr 16, 2010 at Tucson, Ariz. (Kindall/Sancet)

Washington State 3 (19-12,3-4Pac-10)

Arizona 5 (24-9,5-5Pac-10)

| Player | ab | r | h | rbi | bb | so | po | a | lob |
|-----------------------|----|---|---|-----|----|----|----|---|-----|
| Kuykendall, Garry cf | 4 | 0 | 0 | 0 | 3 | 2 | 0 | 0 | 0 |
| Vucnich, Shea ss | 3 | 1 | 0 | 0 | 0 | 1 | 4 | 0 | 0 |
| Jones, Derek rf | 4 | 1 | 2 | 1 | 0 | 1 | 1 | 0 | 0 |
| Fanelli, Matt dh | 4 | 1 | 1 | 0 | 0 | 3 | 0 | 0 | 0 |
| Weber, Michael 1b | 4 | 0 | 1 | 0 | 0 | 2 | 10 | 1 | 1 |
| Jacobs, Brett lf | 2 | 0 | 0 | 0 | 1 | 0 | 0 | 0 | 0 |
| Claussen, Patrick ph | 0 | 0 | 0 | 0 | 1 | 0 | 0 | 0 | 0 |
| Argyropoulos, Matt 3b | 2 | 0 | 0 | 1 | 0 | 1 | 2 | 0 | 0 |
| Peterson, Ryan ph | 1 | 0 | 0 | 0 | 1 | 0 | 0 | 1 | 0 |
| Ponciano, Jay c | 2 | 0 | 0 | 0 | 1 | 5 | 2 | 0 | 0 |
| Bartlett, Cody 2b | 3 | 0 | 0 | 0 | 2 | 4 | 0 | 2 | 0 |
| Arnold, Chad p | 0 | 0 | 0 | 0 | 0 | 0 | 4 | 0 | 0 |
| Totals | 29 | 3 | 4 | 2 | 15 | 24 | 13 | 4 | |

| Player | ab | r | h | rbi | bb | so | po | a | lob |
|-----------------------|----|---|---|-----|----|----|----|---|-----|
| Rickard, Joey cf | 3 | 1 | 1 | 0 | 0 | 0 | 1 | 0 | 0 |
| Valenzuela, Rafael 1b | 3 | 0 | 0 | 1 | 0 | 2 | 7 | 0 | 1 |
| Bandy, Jett c | 3 | 1 | 1 | 0 | 1 | 0 | 15 | 1 | 0 |
| Selsky, Steve rf | 4 | 0 | 0 | 0 | 0 | 2 | 2 | 0 | 1 |
| Refsnyder, Robert 2b | 4 | 1 | 2 | 0 | 0 | 1 | 1 | 0 | 0 |
| Ortega, Bryce 2b | 0 | 0 | 0 | 0 | 0 | 0 | 0 | 0 | 0 |
| Brown, Bobby dh | 3 | 1 | 1 | 0 | 1 | 0 | 0 | 0 | 0 |
| Rinard, Bobby lf | 2 | 0 | 0 | 0 | 0 | 0 | 0 | 0 | 2 |
| Mejias-Brean, Seth 3b | 3 | 0 | 2 | 1 | 0 | 0 | 0 | 1 | 0 |
| Mejia, Alex ss | 2 | 1 | 1 | 0 | 0 | 1 | 3 | 0 | 0 |
| Heyer, Kurt p | 0 | 0 | 0 | 0 | 0 | 0 | 2 | 0 | 0 |
| Bill, Augey p | 0 | 0 | 0 | 0 | 0 | 0 | 0 | 0 | 0 |
| Totals | 27 | 5 | 8 | 4 | 2 | 5 | 27 | 8 | 4 |

Score by Innings 1 2 3 4 5 6 7 8 9 R H E

| | | | | | | | | | | | | |
|------------------|---|---|---|---|---|---|---|---|---|---|---|---|
| Washington State | 0 | 1 | 1 | 0 | 0 | 0 | 0 | 0 | 1 | 3 | 4 | 1 |
| Arizona | 0 | 2 | 2 | 0 | 0 | 0 | 1 | 0 | X | 5 | 8 | 2 |

E - Argyropoulos; Rickard, J.; Mejia, A.. LOB - WSU 4; ARIZ 4. 2B - Rickard, J.; Refsnyder; Brown, B.; Mejia, A.. HR - Jones, D. HBP - Vucnich, S.; Ponciano, J. SH - Jacobs, B.; Rickard, J.; Valenzuela; Rinard, B.; Mejia, A.. SF - Argyropoulos. SB - Bandy, J.. CS - Argyropoulos; Refsnyder; Mejias-Brean.

| Washington State | lp | h | r | er | bb | so | ab | bf |
|------------------|-----|---|---|----|----|----|----|----|
| Arnold, Chad | 8.0 | 8 | 5 | 3 | 2 | 5 | 27 | 33 |

| Arizona | lp | h | r | er | bb | so | ab | bf |
|-------------|-----|---|---|----|----|----|----|----|
| Heyer, Kurt | 8.2 | 4 | 3 | 2 | 1 | 14 | 28 | 33 |
| Bill, Augey | 0.1 | 0 | 0 | 0 | 0 | 1 | 1 | 1 |

Win - Heyer, K. (6-0). Loss - Arnold, C (3-2). Save - Bill, A. (1).
 HBP - by Heyer, K. (Ponciano, J); by Heyer, K. (Vucnich, S).

Umpires - HP: Ramon Armendariz 1B: Kenneth Durham 3B: Tony Norris
 Start: 6 pm MST Time: 2:14 Attendance: 1885
 Weather: Upper 70s, Overcast

GAME 34

Arizona Baseball
Washington State at #21 Arizona
Apr 17, 2010 at Tucson, Ariz. (Kindall/Sancet)

Washington State 6 (19-13,3-5Pac-10)

Arizona 13 (25-9,6-5Pac-10)

| Player | ab | r | h | rbi | bb | so | po | a | lob |
|-----------------------|----|---|----|-----|----|----|----|---|-----|
| Kuykendall, Garry cf | 4 | 1 | 1 | 0 | 0 | 1 | 3 | 0 | 0 |
| Johnson, Kyle cf | 1 | 0 | 0 | 0 | 0 | 0 | 0 | 0 | 0 |
| Vucnich, Shea ss | 4 | 0 | 1 | 0 | 0 | 1 | 4 | 3 | 0 |
| Dykes, J.K. ss | 1 | 0 | 1 | 0 | 0 | 0 | 1 | 0 | 0 |
| Jones, Derek rf | 5 | 2 | 2 | 1 | 0 | 1 | 3 | 0 | 0 |
| Weber, Michael 1b | 4 | 1 | 2 | 0 | 1 | 8 | 0 | 1 | 0 |
| Fanelli, Matt ph | 1 | 0 | 0 | 0 | 1 | 0 | 0 | 2 | 0 |
| Claussen, Patrick lf | 3 | 1 | 1 | 0 | 0 | 1 | 0 | 0 | 0 |
| Claussen, Patrick lf | 3 | 1 | 1 | 0 | 0 | 1 | 0 | 0 | 0 |
| Claussen, Patrick lf | 3 | 1 | 1 | 0 | 0 | 1 | 0 | 0 | 0 |
| Argyropoulos, Matt 3b | 4 | 0 | 1 | 0 | 0 | 1 | 2 | 0 | 0 |
| Ponciano, Jay c | 3 | 0 | 0 | 0 | 0 | 1 | 1 | 0 | 0 |
| Clingan, Paul c | 1 | 1 | 1 | 0 | 0 | 0 | 0 | 0 | 0 |
| Bartlett, Cody 2b | 3 | 0 | 0 | 0 | 1 | 2 | 3 | 1 | 0 |
| Richards, Tommy 2b | 0 | 0 | 0 | 0 | 0 | 1 | 1 | 0 | 0 |
| Stilley, David p | 0 | 0 | 0 | 0 | 0 | 0 | 0 | 0 | 0 |
| Lambert, Connor p | 0 | 0 | 0 | 0 | 0 | 0 | 0 | 0 | 0 |
| Ochoa, Richie p | 0 | 0 | 0 | 0 | 0 | 0 | 0 | 0 | 0 |
| Cook, Travis p | 0 | 0 | 0 | 0 | 0 | 0 | 0 | 0 | 0 |
| Totals | 38 | 6 | 11 | 6 | 6 | 24 | 9 | 7 | |

| Player | ab | r | h | rbi | bb | so | po | a | lob |
|-----------------------|----|----|----|-----|----|----|----|----|-----|
| Rickard, Joey cf | 5 | 4 | 2 | 1 | 0 | 0 | 2 | 0 | 1 |
| Valenzuela, Rafael 1b | 5 | 2 | 3 | 5 | 0 | 0 | 7 | 0 | 0 |
| Bandy, Jett c | 2 | 2 | 1 | 1 | 0 | 0 | 9 | 1 | 0 |
| Selsky, Steve rf | 5 | 1 | 3 | 4 | 0 | 0 | 1 | 0 | 0 |
| Refsnyder, Robert 2b | 3 | 0 | 2 | 2 | 0 | 1 | 3 | 0 | 0 |
| Rinard, Bobby lf | 5 | 0 | 0 | 0 | 1 | 1 | 0 | 5 | 0 |
| Brown, Bobby dh | 5 | 0 | 2 | 0 | 0 | 0 | 3 | 1 | 0 |
| Brown, Bobby dh | 3 | 1 | 0 | 0 | 1 | 0 | 0 | 1 | 0 |
| Mejia, Alex ss | 5 | 3 | 3 | 0 | 0 | 2 | 5 | 0 | 0 |
| Simon, Kyle p | 0 | 0 | 0 | 0 | 0 | 1 | 0 | 0 | 0 |
| Bill, Augey p | 0 | 0 | 0 | 0 | 0 | 0 | 0 | 0 | 0 |
| Cunningham, Nick p | 0 | 0 | 0 | 0 | 0 | 0 | 0 | 0 | 0 |
| Totals | 38 | 13 | 16 | 13 | 3 | 1 | 27 | 12 | 9 |

Score by Innings 1 2 3 4 5 6 7 8 9 R H E

| | | | | | | | | | | | | |
|------------------|---|---|---|---|---|---|---|---|---|----|----|---|
| Washington State | 0 | 2 | 2 | 0 | 0 | 0 | 0 | 1 | 1 | 6 | 11 | 2 |
| Arizona | 1 | 0 | 3 | 4 | 3 | 0 | 2 | 0 | X | 13 | 16 | 1 |

E - Kuykendall(1); Claussen, P(1); Mejias-Brean(9). DP - WSU 2. LOB - WSU 7; ARIZ 9. 2B - Weber, M(13); Argyropoulos(10); Rickard, J.(7); Valenzuela(10); Bandy, J.(16); Selsky, S. 2(12); Refsnyder(8); Mejia, A.(7). 3B - Rickard, J.(3); Valenzuela(5). HR - Jones, D(7). HBP - Claussen, P; Richards, T; Rickard, J.; Bandy, J. 2; Brown, B.. SF - Bandy, J.(4). SB - Selsky, S.(10). CS - Mejias-Brean(6).

| Washington State | lp | h | r | er | bb | so | ab | bf |
|------------------|-----|---|---|----|----|----|----|----|
| Stilley, David | 3.1 | 8 | 7 | 6 | 0 | 18 | 20 | 0 |
| Lambert, Connor | 1.0 | 4 | 4 | 1 | 0 | 6 | 9 | 0 |
| Ochoa, Richie | 2.0 | 2 | 2 | 1 | 0 | 8 | 10 | 0 |
| Cook, Travis | 1.2 | 2 | 0 | 0 | 1 | 6 | 7 | 0 |

| Arizona | lp | h | r | er | bb | so | ab | bf |
|------------------|-----|----|---|----|----|----|----|----|
| Simon, Kyle | 8.0 | 10 | 6 | 6 | 0 | 4 | 34 | 36 |
| Bill, Augey | 0.2 | 1 | 0 | 0 | 0 | 1 | 3 | 3 |
| Cunningham, Nick | 0.1 | 0 | 0 | 0 | 0 | 1 | 1 | 1 |

Win - Simon, K. (6-2). Loss - Stilley, D (1-1). Save - None.
 HBP - by Stilley, D (Bandy, J.); by Stilley, D (Bandy, J.); by Lambert, C (Brown, B.); by Lambert, C (Rickard, J.); by Simon, K. (Claussen, P); by Simon, K. (Richards, T).

Umpires - HP: Kenneth Durham 1B: Tony Norris 3B: Ramon Armendariz
 Start: 6:01 pm Time: 2:49 Attendance: 1420
 Weather: Low 80s, Mostly Clear
 Simon, K. faced 2 batters in the 9th.

GAME 35

Arizona Baseball
Washington State at #21 Arizona
Apr 18, 2010 at Tucson, Ariz. (Kindall/Sancet)

Washington State 11 (19-14,3-6Pac-10)

Arizona 12 (26-9,7-5Pac-10)

| Player | ab | r | h | rbi | bb | so | po | a | lob |
|-------------------------|----|----|----|-----|----|----|----|----|-----|
| Johnson, Kyle cf | 4 | 3 | 1 | 0 | 0 | 3 | 0 | 0 | 0 |
| Vucnich, Shea ss | 5 | 1 | 1 | 0 | 0 | 2 | 4 | 1 | 0 |
| Jones, Derek rf | 4 | 2 | 2 | 2 | 0 | 1 | 1 | 0 | 0 |
| Fanelli, Matt dh | 3 | 0 | 3 | 0 | 0 | 0 | 2 | 0 | 0 |
| Jacobs, Brett lf | 2 | 1 | 1 | 1 | 0 | 3 | 0 | 1 | 0 |
| Kuykendall, Garry ph/lf | 1 | 0 | 1 | 0 | 0 | 1 | 0 | 0 | 0 |
| Argyropoulos, Matt 3b | 5 | 1 | 1 | 2 | 0 | 0 | 3 | 2 | 0 |
| Weber, Michael 1b | 2 | 0 | 0 | 0 | 1 | 0 | 9 | 1 | 0 |
| Richards, Tommy ph | 1 | 0 | 0 | 0 | 0 | 0 | 0 | 0 | 0 |
| Peterson, Ryan 1b | 0 | 0 | 0 | 0 | 0 | 1 | 0 | 0 | 0 |
| Bartlett, Cody 2b | 5 | 2 | 2 | 1 | 0 | 2 | 2 | 2 | 0 |
| Clingan, Paul c | 3 | 0 | 2 | 1 | 0 | 3 | 1 | 0 | 0 |
| Claussen, Patrick ph | 0 | 1 | 0 | 0 | 1 | 0 | 0 | 0 | 0 |
| Ponciano, Jay c | 1 | 0 | 1 | 0 | 0 | 0 | 0 | 0 | 0 |
| Jackson, Spencer p | 0 | 0 | 0 | 0 | 0 | 0 | 0 | 0 | 0 |
| Wise, James p | 0 | 0 | 0 | 0 | 0 | 0 | 1 | 0 | 0 |
| Shewey, Paris p | 0 | 0 | 0 | 0 | 0 | 0 | 0 | 0 | 0 |
| Conley, Adam p | 0 | 0 | 0 | 0 | 0 | 0 | 1 | 0 | 0 |
| Totals | 36 | 11 | 12 | 10 | 3 | 1 | 26 | 13 | 8 |

| Player | ab | r | h | rbi | bb | so | po | a | lob |
|-----------------------|----|----|----|-----|----|----|----|----|-----|
| Rickard, Joey cf | 5 | 1 | 2 | 2 | 1 | 0 | 4 | 0 | 1 |
| Valenzuela, Rafael dh | 5 | 2 | 2 | 1 | 0 | 0 | 0 | 0 | 0 |
| Bandy, Jett 1b | 3 | 2 | 1 | 2 | 0 | 0 | 12 | 2 | 0 |
| Selsky, Steve rf | 3 | 1 | 2 | 2 | 0 | 1 | 0 | 0 | 0 |
| Refsnyder, Robert 2b | 5 | 1 | 2 | 0 | 0 | 2 | 4 | 4 | 0 |
| Rinard, Bobby lf | 4 | 1 | 1 | 1 | 0 | 2 | 0 | 0 | 0 |
| Mejias-Brean, Seth 3b | 4 | 2 | 2 | 0 | 1 | 0 | 4 | 0 | 0 |
| Mejia, Alex ss | 5 | 1 | 3 | 0 | 0 | 3 | 3 | 0 | 0 |
| Meskin, Jacob c | 4 | 0 | 1 | 0 | 1 | 3 | 2 | 0 | 0 |
| Bernard, Cory ph | 1 | 0 | 1 | 0 | 0 | 0 | 0 | 0 | 0 |
| Chavez, Ethan pr | 0 | 1 | 0 | 0 | 0 | 0 | 0 | 0 | 0 |
| Bandilla, Bryce p | 0 | 0 | 0 | 0 | 0 | 0 | 1 | 0 | 0 |
| Allison, Joe p | 0 | 0 | 0 | 0 | 0 | 0 | 1 | 0 | 0 |
| Bill, Augey p | 0 | 0 | 0 | 0 | 0 | 0 | 1 | 0 | 0 |
| Hale, Tyler p | 0 | 0 | 0 | 0 | 0 | 0 | 1 | 0 | 0 |
| Cunningham, Nick p | 0 | 0 | 0 | 0 | 0 | 0 | 0 | 0 | 0 |
| Littleman, Vincent p | 0 | 0 | 0 | 0 | 0 | 0 | 1 | 0 | 0 |
| Totals | 39 | 12 | 17 | 9 | 4 | 2 | 27 | 18 | 9 |

Score by Innings 1 2 3 4 5 6 7 8 9 R H E

| | | | | | | | | | | | | |
|------------------|---|---|---|---|---|---|---|---|---|----|----|---|
| Washington State | 2 | 1 | 1 | 0 | 2 | 1 | 0 | 3 | 1 | 11 | 12 | 2 |
| Arizona | 0 | 5 | 0 | 2 | 1 | 0 | 0 | 4 | 4 | 12 | 17 | 3 |



GAME 37

Arizona Baseball
#6 UCLA at #17 Arizona
Apr 23, 2010 at Tucson, Ariz. (Kindall/Sancet)

UCLA 6 (28-6,6-4Pac-10)

| Player | ab | r | h | rbi | bb | so | po | a | lob |
|--------------------------|----|---|---|-----|----|----|----|----|-----|
| Amaral, Beau cf | 3 | 0 | 2 | 0 | 0 | 1 | 1 | 0 | |
| Giovannazzo, Chris ph/cf | 2 | 1 | 0 | 0 | 0 | 1 | 0 | 0 | |
| Keefe, Cody lf | 4 | 0 | 0 | 0 | 0 | 2 | 0 | 0 | |
| Rahmatulla, Tyler 2b | 4 | 1 | 0 | 0 | 1 | 3 | 2 | 0 | |
| Regis, Cody 3b | 3 | 2 | 1 | 0 | 1 | 2 | 0 | 0 | |
| Dunlap, Blair dh | 3 | 0 | 2 | 0 | 0 | 0 | 0 | 1 | |
| Williams, Adrian pr/dh | 0 | 1 | 0 | 0 | 0 | 0 | 0 | 0 | |
| Navarro, Marc ph | 1 | 0 | 0 | 0 | 1 | 0 | 0 | 0 | |
| Gelalich, Jeff rf | 2 | 0 | 1 | 1 | 0 | 0 | 5 | 0 | |
| Krill, Brett ph/rf | 1 | 1 | 0 | 1 | 2 | 0 | 1 | 0 | |
| Uribe, Justin 1b | 2 | 0 | 0 | 0 | 2 | 2 | 0 | 3 | |
| Espy, Dean ph/1b | 3 | 0 | 1 | 3 | 0 | 1 | 4 | 0 | |
| Gallego, Niko ss | 3 | 0 | 1 | 0 | 2 | 2 | 1 | 0 | |
| Rodriguez, Steve c | 3 | 0 | 0 | 0 | 0 | 1 | 10 | 0 | |
| Brown, Trevor ph/c | 2 | 0 | 0 | 0 | 0 | 0 | 0 | 4 | |
| Cole, Gerrit p | 0 | 0 | 0 | 0 | 0 | 0 | 3 | 0 | |
| Klein, Dan p | 0 | 0 | 0 | 0 | 0 | 0 | 0 | 0 | |
| Totals | 36 | 6 | 8 | 5 | 6 | 12 | 30 | 10 | 9 |

| Score by Innings | 1 | 2 | 3 | 4 | 5 | 6 | 7 | 8 | 9 | 10 | R | H | E |
|------------------|---|---|---|---|---|---|---|---|---|----|---|---|---|
| UCLA | 0 | 0 | 0 | 1 | 0 | 0 | 0 | 0 | 1 | 4 | 6 | 8 | 0 |
| Arizona | 0 | 0 | 0 | 0 | 0 | 0 | 2 | 0 | 0 | 1 | 3 | 9 | 3 |

E - Selsky, S.(4); Mejias-Brean 2(11). DP - ARIZ 1. LOB - UCLA 9; ARIZ 5. 2B - ESPY(6). HBP - REGIS; DUNLAP. SH - KEEFER(3). SF - Mejia, A.(2). SB - Rinard, B. 2(9). CS - AMARAL 2(4).

| UCLA | lp | h | r | er | bb | so | ab | bf |
|--------------|-----|---|---|----|----|----|----|----|
| Cole, Gerrit | 8.0 | 7 | 2 | 2 | 0 | 10 | 29 | 30 |
| Klein, Dan | 2.0 | 2 | 1 | 1 | 0 | 0 | 8 | 8 |

Win - KLEIN (3-0). Loss - BILL, A. (1-1). Save - None.
 HBP - by HEYER, K. (DUNLAP); by BILL, A. (REGIS).

Umpires - HP: Travis Katzenmeier 1B: Kelly Gonzales 3B: Dave Yeast
 Start: 6:02 pm Time: 3:35 Attendance: 1050
 Weather: Upper 60s, Partly Cloudy

Arizona 3 (27-10,7-6Pac-10)

| Player | ab | r | h | rbi | bb | so | po | a | lob |
|-------------------------|----|---|---|-----|----|----|----|----|-----|
| Rickard, Joey cf | 5 | 0 | 0 | 0 | 0 | 2 | 0 | 0 | 1 |
| Valenzuela, Rafael 1b | 5 | 0 | 1 | 0 | 0 | 3 | 11 | 0 | 1 |
| Bandy, Jett c | 4 | 0 | 1 | 0 | 0 | 1 | 13 | 2 | 0 |
| Selsky, Steve rf | 4 | 0 | 0 | 0 | 0 | 0 | 1 | 0 | 0 |
| Refsnyder, Robert 2b/lf | 4 | 0 | 1 | 0 | 0 | 1 | 3 | 1 | 2 |
| Brown, Bobby dh | 4 | 1 | 1 | 0 | 0 | 1 | 0 | 0 | 0 |
| Mejias-Brean, Seth 3b | 4 | 2 | 2 | 0 | 0 | 1 | 4 | 0 | 0 |
| Rinard, Bobby lf | 3 | 0 | 2 | 1 | 0 | 0 | 0 | 0 | 0 |
| Ortega, Bryce 2b | 0 | 0 | 0 | 0 | 0 | 0 | 1 | 1 | 0 |
| Frenzel, Cole ph | 1 | 0 | 1 | 1 | 0 | 0 | 0 | 0 | 0 |
| Mejia, Alex ss | 3 | 0 | 0 | 1 | 0 | 1 | 0 | 5 | 1 |
| Heyer, Kurt p | 0 | 0 | 0 | 0 | 0 | 0 | 0 | 1 | 0 |
| Bandilla, Bryce p | 0 | 0 | 0 | 0 | 0 | 0 | 0 | 0 | 0 |
| Cunningham, Nick p | 0 | 0 | 0 | 0 | 0 | 0 | 0 | 0 | 0 |
| Bill, Auguey p | 0 | 0 | 0 | 0 | 0 | 0 | 0 | 1 | 0 |
| Allison, Joe p | 0 | 0 | 0 | 0 | 0 | 0 | 0 | 0 | 0 |
| Totals | 37 | 3 | 9 | 3 | 0 | 10 | 30 | 15 | 5 |

| Score by Innings | 1 | 2 | 3 | 4 | 5 | 6 | 7 | 8 | 9 | 10 | R | H | E |
|------------------|---|---|---|---|---|---|---|---|---|----|---|---|---|
| UCLA | 0 | 0 | 0 | 1 | 0 | 0 | 0 | 0 | 1 | 4 | 6 | 8 | 0 |
| Arizona | 0 | 0 | 0 | 0 | 0 | 0 | 2 | 0 | 0 | 1 | 3 | 9 | 3 |

| Arizona | lp | h | r | er | bb | so | ab | bf |
|------------------|-----|---|---|----|----|----|----|----|
| Heyer, Kurt | 6.0 | 5 | 1 | 1 | 1 | 8 | 21 | 23 |
| Bandilla, Bryce | 2.1 | 1 | 0 | 0 | 1 | 3 | 7 | 8 |
| Cunningham, Nick | 0.1 | 1 | 0 | 1 | 0 | 3 | 4 | 4 |
| Bill, Auguey | 0.2 | 0 | 3 | 0 | 1 | 0 | 2 | 5 |
| Allison, Joe | 0.2 | 1 | 1 | 1 | 2 | 1 | 3 | 5 |

GAME 38

Arizona Baseball
#6 UCLA at #17 Arizona
Apr 24, 2010 at Tucson, Ariz. (Kindall/Sancet)

UCLA 6 (29-6,7-4Pac-10)

| Player | ab | r | h | rbi | bb | so | po | a | lob |
|-----------------------|----|---|----|-----|----|----|----|---|-----|
| Amaral, Beau cf | 4 | 1 | 3 | 0 | 0 | 0 | 2 | 0 | 0 |
| Krill, Brett rf | 0 | 0 | 0 | 0 | 1 | 0 | 1 | 0 | 0 |
| Dunlap, Blair dh | 5 | 1 | 1 | 0 | 1 | 0 | 0 | 3 | 0 |
| Rahmatulla, Tyler 2b | 3 | 1 | 3 | 0 | 0 | 0 | 1 | 0 | 0 |
| Regis, Cody 3b | 3 | 0 | 0 | 0 | 2 | 1 | 0 | 3 | 0 |
| Espy, Dean 1b | 4 | 0 | 0 | 0 | 1 | 0 | 8 | 0 | 4 |
| Keefe, Cody lf | 5 | 1 | 2 | 0 | 0 | 1 | 0 | 6 | 0 |
| Gelalich, Jeff rf | 4 | 0 | 0 | 0 | 0 | 3 | 0 | 0 | 1 |
| Giovannazzo, Chris cf | 1 | 0 | 0 | 0 | 0 | 1 | 0 | 0 | 0 |
| Gallego, Niko ss | 4 | 1 | 1 | 1 | 1 | 1 | 2 | 0 | 0 |
| Rodriguez, Steve c | 4 | 1 | 0 | 1 | 1 | 2 | 13 | 1 | 0 |
| Bauer, Trevor p | 0 | 0 | 0 | 0 | 0 | 0 | 0 | 1 | 0 |
| Totals | 37 | 6 | 10 | 5 | 7 | 7 | 27 | 8 | 14 |

| Score by Innings | 1 | 2 | 3 | 4 | 5 | 6 | 7 | 8 | 9 | R | H | E |
|------------------|---|---|---|---|---|---|---|---|---|---|----|---|
| UCLA | 0 | 2 | 1 | 2 | 0 | 1 | 0 | 0 | 0 | 6 | 10 | 0 |
| Arizona | 0 | 0 | 0 | 0 | 1 | 0 | 0 | 1 | 2 | 2 | 10 | 2 |

| UCLA | lp | h | r | er | bb | so | ab | bf |
|---------------|-----|----|---|----|----|----|----|----|
| Bauer, Trevor | 9.0 | 10 | 2 | 2 | 1 | 13 | 36 | 39 |

Arizona 2 (27-11,7-7Pac-10)

| Player | ab | r | h | rbi | bb | so | po | a | lob |
|-----------------------|----|---|----|-----|----|----|----|----|-----|
| Rickard, Joey cf | 4 | 0 | 0 | 0 | 0 | 2 | 0 | 1 | 0 |
| Valenzuela, Rafael 1b | 5 | 0 | 3 | 1 | 0 | 2 | 14 | 1 | 0 |
| Bandy, Jett c | 5 | 1 | 1 | 0 | 0 | 1 | 7 | 2 | 1 |
| Selsky, Steve rf | 4 | 0 | 2 | 1 | 0 | 2 | 1 | 1 | 0 |
| Refsnyder, Robert 2b | 4 | 0 | 0 | 0 | 2 | 1 | 5 | 5 | 0 |
| Brown, Bobby dh | 4 | 0 | 2 | 0 | 0 | 0 | 0 | 0 | 0 |
| Mejias-Brean, Seth 3b | 4 | 0 | 1 | 0 | 0 | 2 | 3 | 3 | 1 |
| Rinard, Bobby lf | 3 | 0 | 1 | 0 | 0 | 1 | 1 | 0 | 0 |
| Mejia, Alex ss | 3 | 0 | 0 | 0 | 1 | 0 | 3 | 3 | 0 |
| Frenzel, Cole ph | 0 | 1 | 0 | 0 | 1 | 0 | 0 | 0 | 0 |
| Simon, Kyle p | 0 | 0 | 0 | 0 | 0 | 0 | 0 | 0 | 0 |
| Hale, Tyler p | 0 | 0 | 0 | 0 | 0 | 0 | 0 | 0 | 0 |
| Littleman, Vincent p | 0 | 0 | 0 | 0 | 0 | 0 | 0 | 0 | 0 |
| Manthei, Stephen p | 0 | 0 | 0 | 0 | 0 | 0 | 0 | 0 | 0 |
| Totals | 36 | 2 | 10 | 2 | 1 | 13 | 27 | 16 | 10 |

| Score by Innings | 1 | 2 | 3 | 4 | 5 | 6 | 7 | 8 | 9 | R | H | E |
|------------------|---|---|---|---|---|---|---|---|---|---|----|---|
| UCLA | 0 | 2 | 1 | 2 | 0 | 1 | 0 | 0 | 0 | 6 | 10 | 0 |
| Arizona | 0 | 0 | 0 | 0 | 1 | 0 | 0 | 1 | 2 | 2 | 10 | 2 |

| Arizona | lp | h | r | er | bb | so | ab | bf |
|--------------------|-----|---|---|----|----|----|----|----|
| Simon, Kyle | 5.0 | 9 | 6 | 5 | 3 | 4 | 24 | 28 |
| Hale, Tyler | 2.2 | 1 | 0 | 0 | 2 | 3 | 9 | 13 |
| Littleman, Vincent | 1.0 | 0 | 0 | 1 | 0 | 3 | 4 | 4 |
| Manthei, Stephen | 0.1 | 0 | 0 | 0 | 1 | 0 | 1 | 2 |

E - Refsnyder(7); Mejias-Brean(12). LOB - UCLA 14; ARIZ 10. 2B - RAHMATULLA(14); GALLEGO(7); Bandy, J.(18); Brown, B.(9); Rinard, B.(7). 3B - Selsky, S.(5). HR - RAHMATULLA(5). HBP - AMARAL; RAHMATULLA; Rickard, J. SH - RAHMATULLA(1); Rinard, B.(4). SB - GALLEGO 3(13).

Win - BAUER (6-2). Loss - Simon, K. (6-3). Save - None.
 WP - BAUER 2(6). HBP - by BAUER (Rickard, J.); by Simon, K. (AMARAL); by Hale, T. (RAHMATULLA).

Umpires - HP: Kelly Gonzales 1B: Dave Yeast 3B: Travis Katzenmeier
 Start: 6 p.m. Time: 2:51 Attendance: 1223
 Weather: Low 70s, Clear, Breezy
 Simon, K. faced 2 batters in the 6th.

GAME 39

Arizona Baseball
#6 UCLA at #17 Arizona
Apr 25, 2010 at Tucson, Ariz. (Kindall/Sancet)

UCLA 4 (29-7,5Pac-10)

| Player | ab | r | h | rbi | bb | so | po | a | lob |
|--------------------------|----|---|---|-----|----|----|----|----|-----|
| Amaral, Beau cf | 4 | 1 | 1 | 0 | 1 | 2 | 3 | 0 | 2 |
| Dunlap, Blair dh | 4 | 1 | 1 | 0 | 1 | 0 | 0 | 0 | 0 |
| Rahmatulla, Tyler 2b | 5 | 0 | 1 | 0 | 0 | 2 | 1 | 0 | 0 |
| Regis, Cody 3b | 3 | 0 | 0 | 0 | 1 | 0 | 1 | 1 | 0 |
| Brown, Trevor ph/3b | 0 | 0 | 0 | 1 | 0 | 0 | 0 | 0 | 0 |
| Navarro, Marc ph | 1 | 0 | 0 | 0 | 0 | 0 | 0 | 0 | 0 |
| Espy, Dean 1b | 5 | 1 | 2 | 1 | 0 | 2 | 8 | 2 | 0 |
| Keefe, Cody lf | 4 | 0 | 0 | 0 | 1 | 2 | 0 | 1 | 0 |
| Gelalich, Jeff rf | 1 | 0 | 1 | 1 | 0 | 1 | 0 | 1 | 0 |
| Giovannazzo, Chris ph/rf | 2 | 0 | 1 | 0 | 0 | 0 | 1 | 0 | 1 |
| Gallego, Niko ss | 3 | 1 | 1 | 0 | 1 | 2 | 4 | 0 | 0 |
| Rodriguez, Steve c | 4 | 0 | 1 | 0 | 1 | 5 | 3 | 4 | 0 |
| Rasmussen, Rob p | 0 | 0 | 0 | 0 | 0 | 0 | 1 | 0 | 0 |
| Goeddel, Erik p | 0 | 0 | 0 | 0 | 0 | 0 | 0 | 0 | 0 |
| Grace, Matt p | 0 | 0 | 0 | 0 | 0 | 0 | 0 | 0 | 0 |
| Totals | 36 | 4 | 9 | 3 | 4 | 8 | 24 | 10 | 11 |

| Score by Innings | 1 | 2 | 3 | 4 | 5 | 6 | 7 | 8 | 9 | R | H | E |
|------------------|---|---|---|---|---|---|---|---|---|---|---|---|
| UCLA | 0 | 1 | 0 | 0 | 0 | 0 | 2 | 0 | 1 | 4 | 9 | 3 |
| Arizona | 1 | 0 | 0 | 3 | 0 | 2 | 0 | 0 | X | 6 | 9 | 0 |

E - REGIS(4); ESPY(4); GALLEGO(10). DP - ARIZ 1. LOB - UCLA 11; ARIZ 6. 2B - ESPY(7); Rickard, J.(8); Mejias-Brean(6); Mejia, A.(8). 3B - Brown, B.(3). HBP - BROWN; KEEFER; Selsky, S.. SH - Rickard, J.(6). SF - Bandy, J.(5). SB - Mejia, A.(4). CS - Refsnyder(3).

| UCLA | lp | h | r | er | bb | so | ab | bf |
|----------------|-----|---|---|----|----|----|----|----|
| Rasmussen, Rob | 3.2 | 8 | 4 | 3 | 0 | 3 | 16 | 18 |
| Goeddel, Erik | 3.0 | 1 | 2 | 0 | 2 | 3 | 11 | 14 |
| Grace, Matt | 1.1 | 0 | 0 | 0 | 0 | 1 | 4 | 4 |

Arizona 6 (28-11,8-7Pac-10)

| Player |
|--------|
|--------|

GAME 41

Arizona Baseball #19 Arizona at USC May 01, 2010 at Los Angeles (DedeauxField)

Arizona 5 (28-13,8-9Pac-10)

| Player | ab | r | h | rbi | bb | so | po | a | lob |
|-----------------------|----|---|----|-----|----|----|----|----|-----|
| Rickard, Joey cf | 5 | 1 | 3 | 1 | 0 | 1 | 0 | 0 | 2 |
| Valenzuela, Rafael 1b | 5 | 0 | 0 | 0 | 0 | 12 | 1 | 1 | |
| Bandy, Jett c | 3 | 0 | 2 | 2 | 0 | 1 | 5 | 3 | 0 |
| Selsky, Steve rf | 3 | 1 | 1 | 0 | 1 | 0 | 1 | 0 | 1 |
| Refsnyder, Robert 2b | 4 | 1 | 2 | 0 | 0 | 2 | 5 | 0 | |
| Frenzel, Cole dh | 4 | 0 | 1 | 1 | 0 | 0 | 2 | | |
| Mejias-Brean, Seth 3b | 3 | 1 | 0 | 0 | 1 | 2 | 1 | 0 | |
| Brown, Bobby lf | 4 | 1 | 0 | 0 | 1 | 2 | 0 | 0 | |
| Mejia, Alex ss | 2 | 0 | 1 | 0 | 0 | 1 | 4 | 0 | |
| Chavez, Ethan ph | 1 | 0 | 0 | 0 | 0 | 0 | 0 | 0 | |
| Simon, Kyle p | 0 | 0 | 0 | 0 | 0 | 0 | 1 | 1 | 0 |
| Bandilla, Bryce p | 0 | 0 | 0 | 0 | 0 | 0 | 0 | 0 | 0 |
| Cunningham, Nick p | 0 | 0 | 0 | 0 | 0 | 0 | 0 | 0 | 0 |
| Totals | 34 | 5 | 10 | 4 | 2 | 7 | 24 | 15 | 6 |

USC 7 (19-23,5-12Pac-10)

| Player | ab | r | h | rbi | bb | so | po | a | lob |
|--------------------|----|---|----|-----|----|----|----|----|-----|
| O'Neill, Mike cf | 3 | 0 | 2 | 1 | 1 | 0 | 2 | 0 | 1 |
| De Pinto, Joe ss | 4 | 0 | 0 | 0 | 0 | 0 | 3 | 3 | 1 |
| Oropesa, Ricky 1b | 4 | 0 | 0 | 0 | 0 | 10 | 2 | 0 | |
| Sherrod, Alex rf | 4 | 2 | 3 | 1 | 0 | 1 | 1 | 0 | 0 |
| Kreuter, Cade dh | 3 | 2 | 1 | 0 | 1 | 1 | 0 | 0 | 0 |
| Roundtree, Kevin c | 4 | 0 | 1 | 0 | 1 | 7 | 3 | 0 | |
| Kent, Ashton 2b | 3 | 0 | 0 | 1 | 0 | 1 | 2 | 0 | |
| Brett, Beau ph | 1 | 0 | 0 | 0 | 0 | 0 | 0 | 1 | |
| Bast, Ryan 2b | 0 | 0 | 0 | 0 | 0 | 0 | 2 | 0 | |
| Glenn, Alex lf | 3 | 2 | 2 | 1 | 0 | 1 | 1 | 0 | 0 |
| Houts, Garret lf | 0 | 0 | 0 | 0 | 0 | 0 | 0 | 0 | 0 |
| Landecker, Adam 3b | 3 | 1 | 2 | 2 | 0 | 0 | 1 | 0 | 0 |
| Mount, Ben p | 0 | 0 | 0 | 0 | 0 | 0 | 1 | 2 | 0 |
| Smith, Chad p | 0 | 0 | 0 | 0 | 0 | 0 | 1 | 1 | 0 |
| Cabral, Ryan p | 0 | 0 | 0 | 0 | 0 | 0 | 0 | 0 | 0 |
| Garcia, Brandon p | 0 | 0 | 0 | 0 | 0 | 0 | 0 | 0 | 0 |
| Totals | 32 | 7 | 11 | 7 | 2 | 5 | 27 | 16 | 3 |

Score by Innings

| | 1 | 2 | 3 | 4 | 5 | 6 | 7 | 8 | 9 | R | H | E |
|---------|---|---|---|---|---|---|---|---|---|---|----|---|
| Arizona | 0 | 2 | 0 | 0 | 0 | 0 | 3 | 0 | 0 | 5 | 10 | 1 |
| USC | 0 | 4 | 1 | 1 | 0 | 0 | 0 | 1 | X | 7 | 11 | 2 |

E - Mejia, A.(14); Kent(3); Glenn(3). DP - ARIZ 1; USC 2. LOB - ARIZ 6; USC 3. 2B - Roundtree(4); Glenn(3). 3B - Landecker(1). HR - Sherrod(4). HBP - Bandy, J.. SH - Mejia, A.(10). SB - Glenn(2). CS - Rickard, J.(7); O'Neill(3); Sherrod(4); Kreuter(2).

| Arizona | lp | h | r | er | bb | so | ab | bf |
|------------------|-----|---|---|----|----|----|----|----|
| Simon, Kyle | 6.2 | 9 | 6 | 2 | 2 | 4 | 26 | 28 |
| Bandilla, Bryce | 1.0 | 2 | 1 | 1 | 0 | 1 | 5 | 5 |
| Cunningham, Nick | 0.1 | 0 | 0 | 0 | 0 | 0 | 1 | 1 |

| USC | lp | h | r | er | bb | so | ab | bf |
|-----------------|-----|---|---|----|----|----|----|----|
| Mount, Ben | 6.0 | 7 | 4 | 2 | 2 | 6 | 23 | 26 |
| Smith, Chad | 2.0 | 2 | 1 | 0 | 0 | 1 | 7 | 8 |
| Cabral, Ryan | 0.2 | 1 | 0 | 0 | 0 | 0 | 3 | 3 |
| Garcia, Brandon | 0.1 | 0 | 0 | 0 | 0 | 0 | 1 | 1 |

Win - Mount (4-3). Loss - Simon, K. (6-4). Save - Garcia (1). HBP - by Mount (Bandy, J.). BK - Mount 2(4).

Umpires - HP: Kendall Snyder 1B: Greg Charles 3B: Gus Rodriguez
Start: 1:33 pm Time: 2:39 Attendance: 573
Weather: Mid 70s, Mostly Sunny, Breezy
Mount faced 2 batters in the 7th.

GAME 42

Arizona Baseball #19 Arizona at USC May 02, 2010 at Los Angeles (DedeauxField)

Arizona 9 (29-13,9-Pac-10)

| Player | ab | r | h | rbi | bb | so | po | a | lob |
|-------------------------|----|---|----|-----|----|----|----|----|-----|
| Rickard, Joey cf | 3 | 0 | 0 | 0 | 0 | 1 | 0 | 3 | |
| Rinard, Bobby ph/cf | 2 | 0 | 0 | 0 | 0 | 1 | 0 | 0 | |
| Valenzuela, Rafael dh | 3 | 0 | 1 | 0 | 0 | 0 | 0 | 0 | |
| Garcia, Josh ph/dh | 2 | 1 | 1 | 2 | 0 | 0 | 0 | 2 | |
| Bandy, Jett c | 4 | 1 | 1 | 1 | 0 | 7 | 3 | 0 | |
| Selsky, Steve rf | 5 | 2 | 1 | 0 | 0 | 1 | 0 | 1 | |
| Refsnyder, Robert 2b/lf | 5 | 1 | 2 | 1 | 0 | 0 | 2 | 1 | |
| Frenzel, Cole 1b | 5 | 1 | 2 | 0 | 0 | 14 | 2 | 1 | |
| Mejias-Brean, Seth 3b | 3 | 2 | 1 | 2 | 1 | 0 | 5 | 0 | |
| Brown, Bobby lf | 3 | 0 | 1 | 0 | 0 | 1 | 0 | 0 | |
| Chavez, Ethan ph | 0 | 1 | 0 | 0 | 0 | 0 | 0 | 0 | |
| Ortega, Bryce 2b | 1 | 0 | 0 | 0 | 1 | 0 | 1 | 0 | |
| Mejia, Alex ss | 3 | 0 | 2 | 2 | 1 | 0 | 2 | 5 | 1 |
| Workman, Daniel p | 0 | 0 | 0 | 0 | 0 | 0 | 0 | 0 | 0 |
| Hale, Tyler p | 0 | 0 | 0 | 0 | 0 | 0 | 1 | 0 | 0 |
| Allison, Joe p | 0 | 0 | 0 | 0 | 0 | 0 | 0 | 0 | 0 |
| Manthei, Stephen p | 0 | 0 | 0 | 0 | 0 | 0 | 0 | 0 | 0 |
| Bandilla, Bryce p | 0 | 0 | 0 | 0 | 0 | 0 | 1 | 0 | 0 |
| Totals | 39 | 9 | 12 | 7 | 3 | 5 | 27 | 18 | 9 |

USC 7 (19-24,5-13Pac-10)

| Player | ab | r | h | rbi | bb | so | po | a | lob |
|--------------------|----|---|----|-----|----|----|----|----|-----|
| O'Neill, Mike cf | 4 | 1 | 3 | 1 | 1 | 1 | 5 | 0 | 0 |
| De Pinto, Joe ss | 5 | 1 | 2 | 2 | 0 | 0 | 2 | 3 | 1 |
| Oropesa, Ricky 1b | 4 | 1 | 1 | 0 | 1 | 0 | 9 | 0 | 3 |
| Sherrod, Alex rf | 4 | 1 | 2 | 3 | 0 | 1 | 2 | 0 | 0 |
| Kreuter, Cade dh | 3 | 0 | 0 | 0 | 1 | 2 | 0 | 0 | 0 |
| Roundtree, Kevin c | 3 | 1 | 1 | 0 | 1 | 0 | 2 | 0 | 0 |
| Castillo, Keith c | 0 | 0 | 0 | 0 | 0 | 0 | 2 | 0 | 0 |
| Kent, Ashton 2b | 4 | 1 | 1 | 0 | 0 | 2 | 6 | 0 | |
| Glenn, Alex lf | 3 | 0 | 0 | 0 | 1 | 2 | 0 | 2 | |
| Foat, Matt ph | 1 | 0 | 0 | 0 | 1 | 0 | 0 | 0 | |
| Houts, Garret lf | 0 | 0 | 0 | 0 | 0 | 0 | 0 | 0 | 0 |
| Landecker, Adam 3b | 4 | 1 | 1 | 1 | 0 | 2 | 1 | 2 | 0 |
| Mezger, Chris p | 0 | 0 | 0 | 0 | 0 | 0 | 0 | 0 | 0 |
| Cabral, Ryan p | 0 | 0 | 0 | 0 | 0 | 0 | 0 | 0 | 0 |
| Garcia, Brandon p | 0 | 0 | 0 | 0 | 0 | 0 | 0 | 0 | 0 |
| Couture, Kevin p | 0 | 0 | 0 | 0 | 0 | 0 | 0 | 0 | 0 |
| Odom, Logan p | 0 | 0 | 0 | 0 | 0 | 0 | 0 | 0 | 0 |
| Totals | 35 | 7 | 11 | 7 | 4 | 8 | 27 | 13 | 6 |

Score by Innings

| | 1 | 2 | 3 | 4 | 5 | 6 | 7 | 8 | 9 | R | H | E |
|---------|---|---|---|---|---|---|---|---|---|---|----|---|
| Arizona | 0 | 0 | 0 | 0 | 0 | 3 | 0 | 0 | 0 | 9 | 12 | 0 |
| USC | 3 | 1 | 0 | 2 | 0 | 0 | 0 | 0 | 1 | 7 | 11 | 2 |

E - Kent(4); Landecker(8). DP - ARIZ 2. LOB - ARIZ 9; USC 6. 2B - Bandy, J.(19); O'Neill 2(7); Roundtree(5); Kent(1). HR - De Pinto(1); Sherrod(5). HBP - Bandy, J.; Chavez, E.; Sherrod. SF - Mejia, A.(3). SB - Selsky, S.(11); Chavez, E.(3). CS - Mejia, A.(5); Sherrod(5).

| Arizona | lp | h | r | er | bb | so | ab | bf |
|------------------|-----|---|---|----|----|----|----|----|
| Workman, Daniel | 2.0 | 4 | 4 | 1 | 2 | 10 | 11 | |
| Hale, Tyler | 2.0 | 4 | 2 | 1 | 0 | 9 | 10 | |
| Allison, Joe | 0.0 | 0 | 0 | 0 | 2 | 0 | 3 | |
| Manthei, Stephen | 1.2 | 1 | 0 | 0 | 1 | 5 | 5 | |
| Bandilla, Bryce | 3.1 | 2 | 1 | 1 | 0 | 5 | 11 | |

| USC | lp | h | r | er | bb | so | ab | bf |
|-----------------|-----|---|---|----|----|----|----|----|
| Mezger, Chris | 5.0 | 5 | 2 | 2 | 2 | 1 | 20 | 23 |
| Cabral, Ryan | 2.0 | 3 | 2 | 1 | 0 | 1 | 10 | 10 |
| Garcia, Brandon | 0.2 | 3 | 5 | 4 | 0 | 1 | 5 | 8 |
| Couture, Kevin | 0.1 | 0 | 0 | 0 | 0 | 1 | 1 | 1 |
| Odom, Logan | 1.0 | 1 | 0 | 0 | 0 | 2 | 3 | 3 |

Win - Bandilla, B. (5-3). Loss - Garcia (1-3). Save - None.

WP - Workman, D. 2(4); Garcia(3). HBP - by Mezger (Bandy, J.); by Allison, J. (Sherrod); by Garcia (Chavez, E.).

Umpires - HP: Greg Charles 2B: Gus Rodriguez 3B: Kendall Snyder

Start: 1:02 pm Time: 3:24 Attendance: 943

Weather: Mid 70s, partly cloudy

Allison, J. faced 3 batters in the 5th.

Mezger faced 2 batters in the 6th.

Cabral faced 1 batter in the 8th.

GAME 43

Arizona Baseball #22 Arizona at #2 Arizona State May 04, 2010 at Tempe, Ariz. (Packard Stadium)

Arizona 1 (29-14)

| Player | ab | r | h | rbi | bb | so | po | a | lob |
|-----------------------|----|---|---|-----|----|----|----|----|-----|
| Rinard, Bobby cf/rf | 4 | 1 | 2 | 0 | 0 | 5 | 0 | 0 | 2 |
| Valenzuela, Rafael dh | 4 | 0 | 0 | 0 | 0 | 1 | 0 | 0 | 0 |
| Bandy, Jett c | 3 | 0 | 0 | 0 | 0 | 2 | 1 | 0 | |
| Chavez, Ethan lf | 1 | 0 | 0 | 0 | 1 | 0 | 0 | 0 | |
| Selsky, Steve rf | 1 | 0 | 0 | 0 | 2 | 1 | 0 | 1 | |
| Rickard, Joey cf | 1 | 0 | 0 | 0 | 1 | 1 | 0 | 0 | |
| Frenzel, Cole 1b | 4 | 0 | 1 | 0 | 2 | 8 | 1 | 1 | |
| Refsnyder, Robert 2b | 3 | 0 | 0 | 0 | 1 | 1 | 4 | 0 | |
| Brown, Bobby lf | 2 | 0 | 0 | 0 | 0 | 1 | 1 | 0 | |
| Garcia, Josh ph | 1 | 0 | 0 | 0 | 1 | 0 | 0 | 0 | |
| Meskin, Jacob c | 0 | 0 | 0 | 0 | 0 | 2 | 0 | 0 | |
| Mejias-Brean, Seth 3b | 3 | 0 | 0 | 0 | 1 | 1 | 2 | 0 | |
| Mejia, Alex ss | 3 | 0 | 0 | 0 | 0 | 1 | 2 | 2 | |
| Cunningham, Nick p | 0 | 0 | 0 | 0 | 0 | 1 | 0 | 0 | 0 |
| Littleman, Vincent p | 0 | 0 | 0 | 0 | 0 | 0 | 0 | 0 | 0 |
| Adams, Grayson p | 0 | 0 | 0 | 0 | 0 | 0 | 0 | 0 | 0 |
| Hale, Tyler p | 0 | 0 | 0 | 0 | 0 | 0 | 0 | 0 | 0 |
| Manthei, Stephen p | 0 | 0 | 0 | 0 | 0 | 0 | 0 | 0 | 0 |
| Bill, Auegy p | 0 | 0 | 0 | 0 | 0 | 0 | 0 | 0 | 0 |
| Totals | 32 | 1 | 3 | 0 | 0 | 10 | 24 | 11 | 4 |

Arizona State 13 (39-5)

| Player | ab | r | h | rbi | bb | so | po | a | lob |
|------------------------|----|----|---|-----|----|----|----|---|-----|
| Maggi, Drew lf | 4 | 1 | 0 | 0 | 1 | 0 | 0 | 0 | 1 |
| Newman, Matt lf | 0 | 0 | 0 | 0 | 0 | 0 | 0 | 0 | 0 |
| MacPhee, Zack 2b | 5 | 1 | 2 | 2 | 0 | 0 | 1 | 3 | 1 |
| Calhoun, Kole rf | 3 | 2 | 1 | 2 | 1 | 0 | 3 | 0 | 0 |
| Patterson, Jimmy ph/rf | 0 | 0 | 0 | 0 | 1 | 0 | 0 | 0 | 0 |
| Torrez, Riccio 1b | 3 | 2 | 1 | 0 | 1 | 6 | 1 | 1 | |
| Wilson, Zach 1b | 0 | 0 | 0 | 0 | 0 | 2 | 0 | 0 | 0 |
| DeMichele, Joey ph | 1 | 0 | 0 | 0 | 1 | 0 | 0 | 0 | 0 |
| Milner, Daniel 1b | 0 | 0 | 0 | 0 | 0 | 0 | 0 | 0 | 0 |
| Ruettiger, Johnny dh | 2 | 2 | 0 | 0 | 2 | 0 | 0 | 0 | 0 |
| Carrillo, Xorge ph | 1 | 0 | 0 | 0 | 1 | 0 | 0 | 1 | |
| Torrez, Raoul 3b | 4 | 1 | 2 | 0 | 1 | 2 | 1 | 0 | |
| Marrero, Deven ss | 3 | 2 | 2 | 2 | 0 | 0 | 1 | 3 | 0 |
| Aplin, Andrew cf | 2 | 1 | 1 | 1 | 2 | 0 | 2 | 0 | 0 |
| Barnes, Austin c | 3 | 1 | 1 | 2 | 1 | 0 | 9 | 0 | 0 |
| Rodgers, Brady p | 0 | 0 | 0 | 0 | 0 | 0 | 1 | 0 | 0 |
| Swagerty, Jordan p | 0 | 0 | 0 | 0 | 0 | 0 | 0 | 0 | 0 |
| Totals | 31 | 13 | 9 | 11 | 9 | 4 | 27 | 8 | 4 |

Score by Innings

| | 1 | 2 | 3 | 4 | 5 | 6 | 7 | 8 | 9 | R | H | E |
|---------------|---|---|---|---|---|---|---|---|---|----|---|---|
| Arizona | 0 | 0 | 0 | 0 | 0 | 0 | 0 | 1 | 0 | 1 | 3 | 2 |
| Arizona State | 0 | 0 | 0 | 4 | 0 | 7 | 2 | 0 | X | 13 | 9 | 1 |



GAME 45

Arizona Baseball
CSU Bakersfield at #22 Arizona
May 08, 2010 at Tucson, Ariz. (Kindall/Sancet)

CSU Bakersfield6 (20-24)

| Player | ab | r | h | rbi | bb | so | po | a | lob |
|---------------------|----|---|----|-----|----|----|----|----|-----|
| Boren, Brandon 2b | 4 | 2 | 3 | 0 | 0 | 2 | 0 | 0 | 0 |
| Shannon, Nick 2b/ph | 1 | 1 | 2 | 0 | 0 | 1 | 0 | 0 | 0 |
| Younger, Kevin lf | 5 | 1 | 4 | 1 | 0 | 0 | 0 | 0 | 0 |
| Rodriguez, Jeremy c | 3 | 0 | 2 | 2 | 1 | 0 | 0 | 0 | 1 |
| Branske, Garrett c | 1 | 1 | 1 | 0 | 0 | 0 | 1 | 0 | 0 |
| Kudlock, Jason rf | 3 | 0 | 0 | 0 | 0 | 3 | 0 | 2 | 0 |
| Gaston, Mick rf | 2 | 0 | 1 | 0 | 1 | 0 | 0 | 0 | 0 |
| Medina, Martin p/dh | 5 | 0 | 2 | 0 | 0 | 1 | 1 | 1 | 1 |
| Richardson, Kyle ss | 3 | 0 | 0 | 0 | 0 | 1 | 1 | 1 | 1 |
| Sanchez, Eric ss | 2 | 0 | 2 | 0 | 0 | 0 | 1 | 2 | 0 |
| Geisinger, Derek 1b | 4 | 0 | 0 | 0 | 1 | 3 | 6 | 2 | 2 |
| Henry, JJ 3b | 4 | 0 | 0 | 0 | 0 | 2 | 1 | 2 | 3 |
| Mills, Joey cf | 4 | 1 | 1 | 0 | 0 | 2 | 1 | 0 | 0 |
| Montoya, Jonathan p | 0 | 0 | 0 | 0 | 0 | 0 | 1 | 0 | 0 |
| Messmore, Spenser p | 0 | 0 | 0 | 0 | 0 | 0 | 0 | 0 | 0 |
| Draxton, Erik p | 0 | 0 | 0 | 0 | 0 | 0 | 1 | 0 | 0 |
| Van Dam, Brandon p | 0 | 0 | 0 | 0 | 0 | 0 | 0 | 0 | 0 |
| Arneson, Zach p | 0 | 0 | 0 | 0 | 0 | 0 | 0 | 0 | 0 |
| Totals | 41 | 6 | 17 | 6 | 2 | 9 | 24 | 10 | 10 |

| Score by Innings | 1 | 2 | 3 | 4 | 5 | 6 | 7 | 8 | 9 | R | H | E |
|------------------|---|---|---|---|---|---|---|---|---|----|----|---|
| CSU Bakersfield | 2 | 0 | 1 | 0 | 0 | 0 | 0 | 0 | 3 | 6 | 17 | 5 |
| Arizona | 4 | 0 | 2 | 6 | 4 | 0 | 1 | 0 | X | 17 | 20 | 0 |

E - Shannon; Richardson 2(9); Geisinger(1); Mills(4). DP - CSUB 1; ARIZ 3. LOB - CSUB 10; ARIZ 14. 2B - Younger(7); Branske(3); Valenzuela 2(13); Selsky, S. 2(14); Rinard, B.(8); Mejias-Brean(7). 3B - Frenzel, C.(1). HR - Shannon(1). HBP - Bandy, J. SB - Rinard, B.(11); Mejias-Brean(4).

| CSU Bakersfield | ip | h | r | er | bb | so | ab | bf |
|-------------------|-----|---|---|----|----|----|----|----|
| Medina, Martin | 3.0 | 9 | 6 | 6 | 2 | 1 | 18 | 21 |
| Montoya, Jonathan | 0.1 | 3 | 5 | 5 | 2 | 0 | 4 | 6 |
| Messmore, Spenser | 0.0 | 2 | 1 | 1 | 0 | 0 | 2 | 2 |
| Draxton, Erik | 1.0 | 3 | 4 | 4 | 3 | 2 | 6 | 9 |
| Van Dam, Brandon | 2.2 | 3 | 1 | 0 | 1 | 4 | 12 | 13 |
| Arneson, Zach | 1.0 | 0 | 0 | 0 | 1 | 0 | 3 | 4 |

Win - Simon, K. (7-4). Loss - Medina (4-2). Save - None.
 WP - Medina(2); Montoya 2(11). HBP - by Medina (Bandy, J.). PB - Branske(9).

Umpires - HP: Jason Rogers 1B: Adam Dowdy 3B: Darren Hyman
 Start: 6:02 pm Time: 3:04 Attendance: 667
 Weather: Upper 80s, Clear, Breezy
 Messmore faced 2 batters in the 4th.

Arizona 17 (30-15)

| Player | ab | r | h | rbi | bb | so | po | a | lob |
|-----------------------|----|----|----|-----|----|----|----|----|-----|
| Rickard, Joey cf | 7 | 2 | 5 | 2 | 0 | 0 | 1 | 0 | 1 |
| Valenzuela, Rafael dh | 3 | 2 | 2 | 3 | 2 | 0 | 0 | 0 | 0 |
| Garcia, Josh ph | 1 | 1 | 0 | 0 | 0 | 0 | 0 | 0 | 0 |
| Bandy, Jett c | 3 | 1 | 0 | 0 | 1 | 6 | 0 | 2 | 0 |
| Meskin, Jacob c | 0 | 0 | 0 | 0 | 1 | 0 | 3 | 1 | 0 |
| Selsky, Steve rf | 5 | 2 | 3 | 4 | 1 | 2 | 0 | 0 | 0 |
| Frenzel, Cole 1b | 4 | 2 | 1 | 1 | 2 | 0 | 12 | 0 | 3 |
| Refsnyder, Robert 2b | 6 | 1 | 3 | 1 | 0 | 2 | 2 | 3 | 5 |
| Brown, Bobby lf | 2 | 0 | 1 | 0 | 0 | 0 | 1 | 0 | 0 |
| Rinard, Bobby ph/lf | 3 | 2 | 2 | 1 | 1 | 0 | 0 | 0 | 0 |
| Mejias-Brean, Seth 3b | 6 | 2 | 2 | 1 | 0 | 1 | 0 | 1 | 0 |
| Mejia, Alex ss | 5 | 2 | 1 | 1 | 1 | 1 | 2 | 5 | 3 |
| Simon, Kyle p | 0 | 0 | 0 | 0 | 0 | 0 | 1 | 0 | 0 |
| Adams, Grayson p | 0 | 0 | 0 | 0 | 0 | 0 | 0 | 0 | 0 |
| Totals | 45 | 17 | 20 | 14 | 9 | 7 | 27 | 11 | 14 |

| Score by Innings | 1 | 2 | 3 | 4 | 5 | 6 | 7 | 8 | 9 | R | H | E |
|------------------|---|---|---|---|---|---|---|---|---|----|----|---|
| CSU Bakersfield | 3 | 4 | 0 | 2 | 1 | 7 | 3 | 0 | 2 | 22 | 19 | 1 |
| Arizona | 0 | 0 | 0 | 2 | 2 | 0 | 1 | 0 | 0 | 5 | 12 | 3 |

E - Boren; Rickard, J.(3); Mejias-Brean(15); Allison, J.(1). LOB - CSUB 13; ARIZ 8. 2B - Younger(8); Rodriguez 2(10); Kudlock(14); Medina(12); Richardson(10); Refsnyder(9); Brown, B.(11); Mejia, A.(10). 3B - Kudlock(6); Medina(2). HR - Rickard, J.(6). HBP - Boren; Younger 2; Shannon; Selsky, S. SH - Henry(5). SF - Boren(2). CS - Selsky, S.(5).

| CSU Bakersfield | ip | h | r | er | bb | so | ab | bf |
|-----------------|-----|----|---|----|----|----|----|----|
| McCarthy, Mike | 9.0 | 12 | 5 | 5 | 2 | 5 | 37 | 40 |

| Arizona | ip | h | r | er | bb | so | ab | bf |
|----------------|-----|----|---|----|----|----|----|----|
| Simon, Kyle | 8.0 | 12 | 3 | 3 | 2 | 8 | 33 | 35 |
| Adams, Grayson | 1.0 | 5 | 3 | 3 | 0 | 1 | 8 | 8 |

Win - Simon, K. (7-4). Loss - Medina (4-2). Save - None.
 WP - Medina(2); Montoya 2(11). HBP - by Medina (Bandy, J.). PB - Branske(9).

Umpires - HP: Jason Rogers 1B: Adam Dowdy 3B: Darren Hyman
 Start: 6:02 pm Time: 3:04 Attendance: 667
 Weather: Upper 80s, Clear, Breezy
 Messmore faced 2 batters in the 4th.

GAME 46

Arizona Baseball
CSU Bakersfield at #22 Arizona
May 09, 2010 at Tucson, Ariz. (Kindall/Sancet)

CSU Bakersfield22 (21-24)

| Player | ab | r | h | rbi | bb | so | po | a | lob |
|------------------------|----|----|----|-----|----|----|----|----|-----|
| Boren, Brandon 2b | 4 | 3 | 1 | 1 | 0 | 3 | 2 | 0 | 0 |
| Younger, Kevin lf | 4 | 5 | 3 | 2 | 1 | 0 | 1 | 0 | 0 |
| Rodriguez, Jeremy c | 4 | 4 | 3 | 5 | 3 | 0 | 5 | 1 | 0 |
| Kudlock, Jason rf | 7 | 2 | 4 | 4 | 0 | 0 | 1 | 0 | 2 |
| Medina, Martin 1b | 6 | 2 | 3 | 2 | 1 | 3 | 10 | 0 | 0 |
| Richardson, Kyle ss | 6 | 1 | 2 | 2 | 2 | 5 | 1 | 0 | 0 |
| Shannon, Nick dh | 4 | 1 | 1 | 2 | 0 | 0 | 0 | 4 | 0 |
| Branske, Garrett ph/dh | 2 | 0 | 0 | 0 | 0 | 1 | 0 | 0 | 0 |
| Sanchez, Eric 3b | 3 | 1 | 1 | 0 | 0 | 2 | 0 | 0 | 0 |
| Henry, JJ 3b | 3 | 0 | 0 | 0 | 0 | 1 | 0 | 0 | 6 |
| Mills, Joey cf | 4 | 3 | 1 | 0 | 2 | 2 | 5 | 0 | 0 |
| McCarthy, Mike p | 0 | 0 | 0 | 0 | 0 | 0 | 0 | 4 | 0 |
| Totals | 47 | 22 | 19 | 18 | 9 | 11 | 27 | 12 | 13 |

| Score by Innings | 1 | 2 | 3 | 4 | 5 | 6 | 7 | 8 | 9 | R | H | E |
|------------------|---|---|---|---|---|---|---|---|---|----|----|---|
| CSU Bakersfield | 3 | 4 | 0 | 2 | 1 | 7 | 3 | 0 | 2 | 22 | 19 | 1 |
| Arizona | 0 | 0 | 0 | 2 | 2 | 0 | 1 | 0 | 0 | 5 | 12 | 3 |

E - Boren; Rickard, J.(3); Mejias-Brean(15); Allison, J.(1). LOB - CSUB 13; ARIZ 8. 2B - Younger(8); Rodriguez 2(10); Kudlock(14); Medina(12); Richardson(10); Refsnyder(9); Brown, B.(11); Mejia, A.(10). 3B - Kudlock(6); Medina(2). HR - Rickard, J.(6). HBP - Boren; Younger 2; Shannon; Selsky, S. SH - Henry(5). SF - Boren(2). CS - Selsky, S.(5).

| CSU Bakersfield | ip | h | r | er | bb | so | ab | bf |
|-----------------|-----|----|---|----|----|----|----|----|
| McCarthy, Mike | 9.0 | 12 | 5 | 5 | 2 | 5 | 37 | 40 |

| Arizona | ip | h | r | er | bb | so | ab | bf |
|--------------------|-----|---|---|----|----|----|----|----|
| Workman, Daniel | 1.0 | 8 | 7 | 7 | 1 | 0 | 11 | 12 |
| Hale, Tyler | 3.0 | 4 | 2 | 2 | 0 | 4 | 13 | 13 |
| Allison, Joe | 1.0 | 3 | 3 | 2 | 2 | 1 | 5 | 6 |
| Manthei, Stephen | 0.1 | 1 | 5 | 4 | 2 | 0 | 1 | 6 |
| Bill, Auguey p | 0.2 | 0 | 0 | 0 | 0 | 1 | 3 | 5 |
| Littleman, Vincent | 0.1 | 1 | 3 | 3 | 1 | 0 | 2 | 4 |
| Cunningham, Nick | 2.2 | 2 | 2 | 0 | 2 | 5 | 12 | 14 |

Win - McCarthy (4-4). Loss - Workman, D. (2-1). Save - None.
 WP - Manthei, S.(7); Bill, A.(4); Cunningham(1). HBP - by McCarthy (Selsky, S.); by Manthei, S. (Boren); by Manthei, S. (Younger); by Bill, A. (Shannon); by Littleman (Younger).

Umpires - HP: Adam Dowdy 1B: Darren Hyman 3B: Jason Rogers
 Start: 12:06 pm Time: 3:06 Attendance: 425
 Weather: Lower 90s, Mostly Sunny
 Workman, D. faced 5 batters in the 2nd.
 Allison, J. faced 2 batters in the 6th.

GAME 47

Arizona Baseball
#2 Arizona State at Arizona
May 15, 2010 at Tucson, Ariz. (Kindall/Sancet)

Arizona State 12 (42-5,15-4Pac-10)

| Player | ab | r | h | rbi | bb | so | po | a | lob |
|----------------------|----|----|----|-----|----|----|----|----|-----|
| Maggi, Drew ss | 4 | 0 | 0 | 1 | 0 | 1 | 1 | 1 | 1 |
| MacPhee, Zack 2b | 4 | 3 | 2 | 1 | 1 | 1 | 3 | 0 | 0 |
| Calhoun, Kole rf | 3 | 2 | 1 | 3 | 2 | 1 | 0 | 0 | 0 |
| Torrez, Riccio 1b | 5 | 0 | 3 | 3 | 0 | 1 | 11 | 0 | 0 |
| Ruettiger, Johnny cf | 4 | 1 | 1 | 0 | 1 | 1 | 0 | 2 | 0 |
| Torrez, Raoul 3b | 5 | 0 | 0 | 1 | 0 | 2 | 1 | 4 | 0 |
| Marrero, Deven dh | 4 | 2 | 3 | 0 | 1 | 0 | 0 | 0 | 0 |
| Newman, Matt lf | 4 | 2 | 1 | 1 | 2 | 3 | 0 | 2 | 0 |
| Barnes, Austin c | 4 | 2 | 2 | 2 | 0 | 0 | 7 | 1 | 1 |
| Carrillo, Xorge c | 0 | 0 | 0 | 0 | 0 | 0 | 1 | 0 | 0 |
| Blair, Seth p | 0 | 0 | 0 | 0 | 0 | 0 | 0 | 1 | 0 |
| Lambson, Mitchell p | 0 | 0 | 0 | 0 | 0 | 0 | 0 | 0 | 0 |
| Barrett, Jake p | 0 | 0 | 0 | 0 | 0 | 0 | 0 | 1 | 0 |
| Totals | 37 | 12 | 13 | 12 | 6 | 9 | 27 | 11 | 6 |

| Score by Innings | 1 | 2 | 3 | 4 | 5 | 6 | 7 | 8 | 9 | R | H | E |
|------------------|---|---|---|---|---|---|---|---|---|----|----|---|
| Arizona State | 0 | 0 | 2 | 1 | 2 | 2 | 2 | 3 | 0 | 12 | 13 | 1 |
| Arizona | 0 | 2 | 0 | 0 | 2 | 0 | 0 | 0 | 0 | 4 | 11 | 0 |

E - Blair(1). DP - ASU 1. LOB - ASU 6; ARIZ 9. 2B - MacPhee(7); Torrez, Ri.(20); Marrero(6); Newman(15); Barnes 2(9). 3B - MacPhee(13); Selsky, S.(6); Refsnyder(3). HR - Calhoun(10); Valenzuela(4). HBP - Barnes; Bandy, J.; Selsky, S. SH - Maggi, D.(6). SB - MacPhee(15); Marrero(7).

| Arizona State | ip | h | r | er | bb | so | ab | bf |
|-------------------|-----|---|---|----|----|----|----|----|
| Blair, Seth | 6.0 | 9 | 4 | 4 | 1 | 6 | 26 | 28 |
| Lambson, Mitchell | 2.0 | 0 | 0 | 0 | 0 | 2 | 6 | 7 |
| Barrett, Jake | 1.0 | 2 | 0 | 0 | 0 | 1 | 5 | 5 |

Win - Blair (9-0). Loss - Heyer, K. (6-2). Save - None.
 WP - Heyer, K.(2). HBP - by Blair (Bandy, J.); by Lambson (Selsky, S.); by Allison, J. (Barnes).

Umpires - HP: Bill Speck 1B: Danny Mascorro 3B: Billy Haze
 Start: 6:03 pm Time: 2:57 Attendance: 3012
 Weather: Mid 80s, Mostly Clear
 Hale, T. faced 3 batters in the 8th.

Arizona 4 (30-17,9-10Pac-10)

| Player | ab | r | h | rbi | bb | so | po | a | lob |
|-----------------------|----|---|----|-----|----|----|----|----|-----|
| Rickard, Joey cf | 5 | 1 | 2 | 0 | 0 | 2 | 3 | 0 | 1 |
| Valenzuela, Rafael 2b | 5 | 1 | 2 | 2 | 0 | 0 | 0 | 0 | 0 |
| Bandy, Jett c | 4 | 0 | 2 | 0 | 0 | 0 | 9 | 1 | 0 |
| Selsky, Steve rf | 4 | 0 | 1 | 0 | 0 | 2 | 3 | 0 | 3 |
| Frenzel, Cole 1b | 3 | 1 | 1 | 0 | 1 | 0 | 8 | 1 | 3 |
| Refsnyder, Robert lf | 4 | 1 | 2 | 1 | 0 | 1 | 0 | 1 | 2 |
| Garcia, Josh dh | 4 | 0 | 0 | 1 | 0 | 2 | 0 | 0 | 0 |
| Mejias-Brean, Seth 3b | 4 | 0 | 0 | 0 | 0 | 2 | 3 | 3 | 0 |
| Mejia, Alex ss | 3 | 0 | 1 | 0 | 0 | 0 | 0 | 4 | 0 |
| Brown, Bobby ph | 1 | 0 | 0 | 0 | 0 | 0 | 0 | 0 | 0 |
| Heyer, Kurt p | 0 | 0 | 0 | 0 | 0 | 0 | 1 | 1 | 0 |
| Bandilla, Bryce p | 0 | 0 | 0 | 0 | 0 | 0 | 0 | 0 | 0 |
| Allison, Joe p | 0 | 0 | 0 | 0 | 0 | 0 | 0 | 0 | 0 |
| Hale, Tyler p | 0 | 0 | 0 | 0 | 0 | 0 | 0 | 0 | 0 |
| Manthei, Stephen p | 0 | 0 | 0 | 0 | 0 | 0 | 0 | 0 | 0 |
| Totals | 37 | 4 | 11 | 4 | 1 | 9 | 27 | 11 | 9 |

| Score by Innings | 1 | 2 | 3 | 4 | 5 | 6 | 7 | 8 | 9 | R | H | E |
|------------------|---|---|---|---|---|---|---|---|---|----|----|---|
| Arizona State | 0 | 0 | 2 | 1 | 2 | 2 | 2 | 3 | 0 | 12 | 13 | 1 |
| Arizona | 0 | 2 | 0 | 0 | 2 | 0 | 0 | 0 | 0 | 4 | 11 | 0 |

E - Blair(1). DP - ASU 1. LOB - ASU 6; ARIZ 9. 2B - MacPhee(7); Torrez, Ri.(20); Marrero(6); Newman(15); Barnes 2(9). 3B - MacPhee(13); Selsky, S.(6); Refsnyder(3). HR - Calhoun(10); Valenzuela(4). HBP - Barnes; Bandy, J.; Selsky, S. SH - Maggi, D.(6). SB - MacPhee(15); Marrero(7).

| Arizona | ip | h | r | er | bb | so | ab | bf |
|---------|----|---|---|----|----|----|----|----|
|---------|----|---|---|----|----|----|----|----|



GAME 49

Arizona Baseball #3 Arizona State at Arizona May 17, 2010 at Tucson, Ariz. (Kindall/Sancet)

Arizona State 4 (43-6,16-5Pac-10)

| Player | ab | r | h | rbi | bb | so | po | a | lob |
|----------------------|----|---|---|-----|----|----|----|----|-----|
| Maggi, Drew lf | 5 | 0 | 1 | 0 | 0 | 2 | 3 | 0 | 0 |
| MacPhee, Zack 2b | 5 | 0 | 0 | 0 | 1 | 2 | 4 | 3 | |
| Calhoun, Kole rf | 3 | 0 | 0 | 0 | 1 | 1 | 0 | 0 | |
| Torrez, Riccio 1b | 4 | 0 | 2 | 0 | 0 | 1 | 1 | 1 | |
| Ruettiger, Johnny cf | 3 | 2 | 1 | 0 | 0 | 0 | 1 | 0 | 0 |
| Torrez, Raoul 3b | 4 | 1 | 1 | 0 | 0 | 1 | 0 | 2 | 0 |
| Marrero, Deven ss | 4 | 0 | 0 | 0 | 0 | 1 | 4 | 0 | |
| Aplin, Andrew dh | 3 | 0 | 2 | 2 | 1 | 0 | 0 | 2 | |
| Barnes, Austin c | 2 | 1 | 0 | 1 | 1 | 0 | 8 | 2 | 1 |
| Borup, Jake p | 0 | 0 | 0 | 0 | 0 | 0 | 0 | 1 | 0 |
| Lambson, Mitchell p | 0 | 0 | 0 | 0 | 0 | 0 | 0 | 0 | 0 |
| Swagerty, Jordan p | 0 | 0 | 0 | 0 | 0 | 0 | 0 | 0 | 0 |
| Totals | 33 | 4 | 7 | 3 | 3 | 7 | 27 | 14 | 7 |

| Score by Innings | 1 | 2 | 3 | 4 | 5 | 6 | 7 | 8 | 9 | R | H | E |
|------------------|---|---|---|---|---|---|---|---|---|---|---|---|
| Arizona State | 0 | 0 | 0 | 0 | 0 | 1 | 1 | 0 | 2 | 4 | 7 | 1 |
| Arizona | 0 | 0 | 0 | 0 | 1 | 0 | 0 | 1 | 2 | 4 | 2 | |

E - Marrero(7); Bandy, J.(5); Refsnyder(11). DP - ASU 1; ARIZ 1. LOB - ASU 7; ARIZ 7. HBP - Ruettiger; Barnes; Rickard, J.; Refsnyder. SB - Calhoun(7); Barnes 2(4); Valenzuela(10). CS - Aplin(2); Rickard, J.(8).

| Arizona State | lp | h | r | er | bb | so | ab | bf |
|-------------------|-----|---|---|----|----|----|----|----|
| Borup, Jake | 5.2 | 1 | 1 | 4 | 4 | 17 | 22 | |
| Lambson, Mitchell | 2.1 | 2 | 0 | 0 | 1 | 5 | 9 | 10 |
| Swagerty, Jordan | 1.0 | 1 | 1 | 1 | 0 | 0 | 3 | 4 |

| Arizona | lp | h | r | er | bb | so | ab | bf |
|------------------|-----|---|---|----|----|----|----|----|
| Workman, Daniel | 6.0 | 4 | 2 | 1 | 2 | 5 | 21 | 23 |
| Bandilla, Bryce | 2.0 | 1 | 0 | 0 | 0 | 1 | 7 | 7 |
| Cunningham, Nick | 0.1 | 2 | 2 | 2 | 1 | 0 | 3 | 5 |
| Manthei, Stephen | 0.2 | 0 | 0 | 0 | 0 | 1 | 2 | 3 |

Win - Lambson (6-2). Loss - Workman, D. (2-2). Save - Swagerty (11). WP - Swagerty(3); Bandilla, B.(6). HBP - by Borup (Rickard, J.); by Cunningham (Ruettiger); by Manthei, S. (Barnes); by Swagerty (Refsnyder). BK - Borup(2).

Umpires - HP: Billy Haze 1B: Bill Speck 3B: Danny Mascorro
Start: 6:01 pm Time: 3:20 Attendance: 1620
Weather: Low 80s, Partly Cloudy, Breezy
Workman, D. faced 1 batter in the 7th.

GAME 50

Arizona Baseball Stanford at Arizona May 21, 2010 at Tucson, Ariz. (Kindall/Sancet)

Stanford 3 (29-20,12-10Pac-10)

| Player | ab | r | h | rbi | bb | so | po | a | lob |
|----------------------|----|---|---|-----|----|----|----|----|-----|
| Gaffney, Tyler rf | 4 | 2 | 2 | 0 | 0 | 0 | 3 | 0 | 0 |
| Walsh, Colin 2b | 4 | 1 | 2 | 3 | 0 | 1 | 2 | 2 | 0 |
| Piscotty, Stephen 1b | 4 | 0 | 0 | 0 | 1 | 10 | 3 | 1 | |
| Diekroeger, Kenny 3b | 4 | 0 | 1 | 0 | 2 | 0 | 1 | 0 | |
| Pries, Jordan dh | 0 | 0 | 0 | 0 | 0 | 0 | 0 | 0 | 0 |
| Smith, Eric ph/dh | 3 | 0 | 1 | 0 | 1 | 1 | 0 | 0 | 0 |
| Schlender, Jake ss | 4 | 0 | 1 | 0 | 0 | 1 | 6 | 0 | |
| Jones, Zach c | 3 | 0 | 0 | 0 | 2 | 6 | 0 | 2 | |
| Giuliani, Dave lf | 3 | 0 | 2 | 0 | 0 | 1 | 1 | 0 | 0 |
| Stewart, Jake cf | 3 | 0 | 0 | 0 | 1 | 2 | 1 | 0 | 0 |
| Mooneyham, Brett p | 0 | 0 | 0 | 0 | 0 | 1 | 1 | 0 | 0 |
| Pracher, Alex p | 0 | 0 | 0 | 0 | 0 | 1 | 0 | 0 | 0 |
| Totals | 32 | 3 | 9 | 3 | 1 | 9 | 27 | 14 | 3 |

| Score by Innings | 1 | 2 | 3 | 4 | 5 | 6 | 7 | 8 | 9 | R | H | E |
|------------------|---|---|---|---|---|---|---|---|---|---|----|---|
| Stanford | 0 | 0 | 0 | 2 | 1 | 0 | 0 | 0 | 0 | 3 | 9 | 0 |
| Arizona | 1 | 0 | 0 | 0 | 0 | 0 | 0 | 0 | 0 | 1 | 10 | 0 |

DP - STAN 1; ARIZ 2. LOB - STAN 3; ARIZ 9. 2B - Walsh, C(14). HR - Walsh, C(6); Rickard, J.(8). HBP - Selsky, S.. SB - Mejias-Brean(5); Mejia, A.(5). CS - Smith, Er(2); Giuliani, D(1); Mejias-Brean(7).

| Stanford | lp | h | r | er | bb | so | ab | bf |
|------------------|-----|---|---|----|----|----|----|----|
| Mooneyham, Brett | 7.2 | 8 | 1 | 1 | 2 | 4 | 28 | 31 |
| Pracher, Alex | 1.1 | 2 | 0 | 0 | 0 | 1 | 6 | 6 |

| Arizona | lp | h | r | er | bb | so | ab | bf |
|------------------|-----|---|---|----|----|----|----|----|
| Heyer, Kurt | 7.0 | 8 | 3 | 3 | 1 | 7 | 26 | 27 |
| Manthei, Stephen | 2.0 | 1 | 0 | 0 | 0 | 2 | 6 | 6 |

Win - Mooneyham, B (3-5). Loss - Heyer, K. (6-3). Save - Pracher, A (4). HBP - by Mooneyham, B (Selsky, S.).

Umpires - HP: Joe Bureson 1B: Scott Letendre 3B: Tim Vessey
Start: 6:03 pm Time: 2:29 Attendance: 626
Weather: Low 90s, Breezy, Clear

GAME 51

Arizona Baseball Stanford at Arizona May 22, 2010 at Tucson, Ariz. (Kindall/Sancet)

Stanford 8 (29-21,12-11Pac-10)

| Player | ab | r | h | rbi | bb | so | po | a | lob |
|-------------------------|----|---|----|-----|----|----|----|---|-----|
| Gaffney, Tyler rf | 5 | 1 | 1 | 0 | 0 | 0 | 1 | 0 | 0 |
| Walsh, Colin 2b | 4 | 1 | 3 | 0 | 1 | 0 | 1 | 0 | |
| Piscotty, Stephen lf/1b | 5 | 1 | 5 | 3 | 0 | 0 | 2 | 0 | 0 |
| Diekroeger, Kenny 3b | 4 | 1 | 0 | 0 | 1 | 1 | 0 | 3 | 0 |
| Mooneyham, Brett dh | 0 | 0 | 0 | 0 | 0 | 0 | 0 | 0 | 0 |
| Smith, Eric ph/dh | 4 | 2 | 1 | 1 | 0 | 0 | 0 | 0 | 4 |
| Gaylord, Adam ph | 1 | 0 | 0 | 0 | 0 | 0 | 0 | 2 | |
| Clowe, Ben c/lf | 5 | 1 | 3 | 3 | 0 | 0 | 4 | 0 | 0 |
| Kaskow, Jonathan 1b | 4 | 0 | 1 | 1 | 0 | 0 | 9 | 0 | 0 |
| Jones, Zach pr/c | 1 | 0 | 0 | 0 | 1 | 2 | 0 | 0 | |
| Giuliani, Dave cf | 3 | 0 | 0 | 0 | 1 | 3 | 0 | 1 | |
| Stewart, Jake ph/cf | 2 | 0 | 0 | 0 | 2 | 2 | 0 | 1 | |
| Schlender, Jake ss | 3 | 1 | 1 | 0 | 1 | 0 | 4 | 1 | |
| Pries, Jordan p | 0 | 0 | 0 | 0 | 0 | 1 | 0 | 0 | 0 |
| Busick, Brian p | 0 | 0 | 0 | 0 | 0 | 0 | 1 | 0 | 0 |
| Appel, Mark p | 0 | 0 | 0 | 0 | 0 | 0 | 0 | 0 | 0 |
| Snodgrass, Scott p | 0 | 0 | 0 | 0 | 0 | 0 | 0 | 0 | 0 |
| Totals | 41 | 8 | 15 | 8 | 3 | 6 | 24 | 9 | 9 |

| Score by Innings | 1 | 2 | 3 | 4 | 5 | 6 | 7 | 8 | 9 | R | H | E |
|------------------|---|---|---|---|---|---|---|---|---|---|----|---|
| Stanford | 0 | 0 | 4 | 1 | 0 | 0 | 2 | 1 | 0 | 8 | 15 | 1 |
| Arizona | 1 | 0 | 1 | 0 | 5 | 0 | 0 | 2 | X | 9 | 11 | 2 |

E - Piscotty, S(3); Rickard, J.(6); Valenzuela(5). DP - ARIZ 1. LOB - STAN 9; ARIZ 8. 2B - Piscotty, S(15); Clowe, B(5); Kaskow, J.; Selsky, S.(17); Mejias-Brean(8). HR - Clowe, B(1); Valenzuela(5); Bandy, J.(6). HBP - Valenzuela. SH - Bandy, J.(1); Refsnyder(5).

| Stanford | lp | h | r | er | bb | so | ab | bf |
|------------------|-----|---|---|----|----|----|----|----|
| Pries, Jordan | 4.0 | 7 | 6 | 6 | 3 | 1 | 18 | 22 |
| Busick, Brian | 3.2 | 3 | 3 | 2 | 2 | 3 | 13 | 17 |
| Appel, Mark | 0.0 | 1 | 0 | 0 | 0 | 1 | 1 | 1 |
| Snodgrass, Scott | 0.1 | 0 | 0 | 0 | 0 | 1 | 1 | 1 |

| Arizona | lp | h | r | er | bb | so | ab | bf |
|--------------------|-----|----|---|----|----|----|----|----|
| Simon, Kyle | 6.2 | 14 | 7 | 7 | 1 | 2 | 33 | 34 |
| Littleman, Vincent | 0.1 | 0 | 0 | 0 | 0 | 1 | 1 | 1 |
| Cunningham, Nick | 0.1 | 0 | 1 | 1 | 1 | 0 | 1 | 2 |
| Bandilla, Bryce | 1.2 | 1 | 0 | 0 | 1 | 3 | 6 | 7 |

Win - Bandilla, B. (6-4). Loss - Busick, B (5-2). Save - None. WP - Pries, J(2). HBP - by Busick, B (Valenzuela).

Umpires - HP: Scott Letendre 1B: Tim Vessey 3B: Joe Bureson
Start: 6:03 pm Time: 3:12 Attendance: 909
Weather: Low 90s, Clear, Breezy
Pries, J faced 4 batters in the 5th.
Appel, M faced 1 batter in the 8th.

GAME 52

Arizona Baseball Stanford at Arizona May 23, 2010 at Tucson, Ariz. (Kindall/Sancet)

Stanford 8 (30-21,13-11Pac-10)

| Player | ab | r | h | rbi | bb | so | po | a | lob |
|-------------------------|----|---|----|-----|----|----|----|----|-----|
| Clowe, Ben c/lf | 5 | 1 | 1 | 1 | 0 | 1 | 3 | 1 | 0 |
| Walsh, Colin 2b | 5 | 1 | 1 | 1 | 0 | 3 | 4 | 1 | |
| Piscotty, Stephen lf/1b | 3 | 1 | 1 | 0 | 2 | 0 | 6 | 0 | 0 |
| Diekroeger, Kenny 3b | 5 | 0 | 3 | 2 | 0 | 1 | 2 | 3 | 1 |
| Mooneyham, Brett dh | 0 | 0 | 0 | 0 | 0 | 0 | 0 | 0 | 0 |
| Smith, Eric ph/dh | 4 | 1 | 1 | 1 | 0 | 0 | 0 | 1 | |
| Kaskow, Jonathan 1b | 4 | 1 | 1 | 0 | 0 | 1 | 7 | 0 | 1 |
| Jones, Zach c | 0 | 0 | 0 | 0 | 0 | 0 | 0 | 0 | 0 |
| Giuliani, Dave rf | 2 | 0 | 0 | 0 | 1 | 0 | 2 | 2 | |
| Schlender, Jake ss | 3 | 2 | 2 | 2 | 1 | 1 | 5 | 0 | |
| Stewart, Jake cf | 3 | 1 | 0 | 1 | 0 | 1 | 5 | 0 | 0 |
| McArdle, Dean p | 0 | 0 | 0 | 0 | 0 | 0 | 1 | 0 | 0 |
| Sandbrink, Danny p | 0 | 0 | 0 | 0 | 0 | 0 | 0 | 0 | 0 |
| Pracher, Alex p | 0 | 0 | 0 | 0 | 0 | 0 | 0 | 0 | 0 |
| Totals | 34 | 8 | 10 | 8 | 3 | 9 | 27 | 16 | 6 |

| Score by Innings | 1 | 2 | 3 | 4 | 5 | 6 | 7 | 8 | 9 | R | H | E |
|------------------|---|---|---|---|---|---|---|---|---|---|----|---|
| Stanford | 0 | 3 | 1 | 4 | 0 | 0 | 0 | 0 | 0 | 8 | 10 | 1 |
| Arizona | 0 | 0 | 0 | 0 | 2 | 1 | 0 | 1 | 0 | 4 | 10 | 0 |

E - Walsh, C(12). LOB - STAN 6; ARIZ 11. 2B - Diekroeger,(11); Bandy, J. 2(22); Brown, B.(12). 3B - Smith, Er(2); Schlender, J(1). HR - Selsky, S.(7). HBP - Smith, Er; Giuliani, D; Frenzel, C. 2. SH - Giuliani, D(2); Mejia, A.(11). SF - Stewart, Ja(1); Valenzuela(4). SB - Piscotty, S(5).

| Stanford | lp | h | r | er | bb | so | ab | bf |
|------------------|-----|---|---|----|----|----|----|----|
| McArdle, Dean | 5.0 | 6 | 3 | 3 | 0 | 3 | 19 | 22 |
| Sandbrink, Danny | 3.1 | 4 | 1 | 1 | 2 | 0 | 14 | 17 |
| Pracher, Alex | 0.2 | 0 | 0 | 0 | 1 | 0 | 2 | 3 |

| Arizona | lp | h | r | er | bb | so | ab | bf |
|--------------------|-----|---|---|----|----|----|----|----|
| Workman, Daniel | 3.1 | 5 | 7 | 7 | 2 | 4 | 13 | 19 |
| Manthei, Stephen | 2.2 | 4 | 1 | 1 | 0 | 3 | 12 | 12 |
| Littleman, Vincent | 1.0 | 0 | 0 | 0 | 1 | 0 | 3 | 4 |
| Cunningham, Nick | 2.0 | 1 | 0 | 0 | 0 | 2 | 6 | 6 |

Win - McArdle, D (5-0). Loss - Workman, D. (2-3). Save - None. HBP - by Workman, D. (Smith, Er); by Workman, D. (Giuliani, D); by McArdle, D (Frenzel, C.); by Sandbrink, D (Frenzel, C.).

Umpires - HP: Tim Vessey 1B: Joe Bureson 3B: Scott Letendre
Start: 12:04 pm Time: 3:34 Attendance: 503
Weather: Mid 80s, Windy
McArdle, D faced 1 batter in the 6th.
Manthei, S. faced 2 batters in the 7th.
Littleman faced 1 batter in the 8th.



GAME 53

Arizona Baseball
Arizona at Oregon State
May 28, 2010 at Corvallis, Ore. (Goss Stadium)

Arizona 3 (32-21,11-14Pac-10)

| Player | ab | r | h | rbi | bb | so | po | a | lob |
|-----------------------|-----------|----------|----------|----------|----------|----------|-----------|----------|----------|
| Rickard, Joey cf | 4 | 1 | 1 | 1 | 0 | 0 | 2 | 0 | 0 |
| Valenzuela, Rafael 2b | 3 | 0 | 1 | 1 | 1 | 1 | 3 | 0 | 0 |
| Bandy, Jett c | 4 | 0 | 0 | 0 | 0 | 6 | 2 | 2 | 0 |
| Selsky, Steve rf | 3 | 1 | 1 | 0 | 1 | 1 | 3 | 0 | 0 |
| Frenzel, Cole 1b | 4 | 0 | 2 | 0 | 0 | 0 | 8 | 0 | 0 |
| Refsnyder, Robert 3b | 3 | 0 | 0 | 1 | 0 | 1 | 0 | 0 | 0 |
| Brown, Bobby dh | 3 | 0 | 1 | 0 | 1 | 1 | 0 | 0 | 1 |
| Mejias-Brean, Seth ss | 4 | 0 | 0 | 0 | 1 | 2 | 3 | 2 | 0 |
| Rinard, Bobby lf | 3 | 1 | 1 | 0 | 0 | 2 | 0 | 0 | 0 |
| Heyer, Kurt p | 0 | 0 | 0 | 0 | 0 | 0 | 1 | 0 | 0 |
| Manthei, Stephen p | 0 | 0 | 0 | 0 | 0 | 0 | 0 | 0 | 0 |
| Totals | 31 | 3 | 7 | 3 | 3 | 5 | 24 | 9 | 5 |

Oregon State 6 (30-21,11-14Pac-10)

| Player | ab | r | h | rbi | bb | so | po | a | lob |
|----------------------|-----------|----------|----------|----------|----------|----------|-----------|-----------|----------|
| Norris, Jared rf/1b | 4 | 0 | 0 | 0 | 0 | 0 | 5 | 0 | 0 |
| Jones, Dylan 1b | 3 | 3 | 2 | 0 | 1 | 1 | 10 | 0 | 0 |
| Miller, Michael cf | 0 | 0 | 0 | 0 | 0 | 0 | 0 | 0 | 0 |
| Santos, Adalberto lf | 3 | 3 | 3 | 4 | 1 | 0 | 2 | 0 | 0 |
| Hayes, Danny dh | 3 | 0 | 2 | 2 | 1 | 0 | 0 | 0 | 0 |
| Susac, Andrew c | 4 | 0 | 1 | 0 | 0 | 3 | 7 | 0 | 2 |
| Folsom, Rob cf/rf | 4 | 0 | 0 | 0 | 0 | 1 | 0 | 0 | 2 |
| Smith, Tyler 2b | 3 | 0 | 0 | 0 | 1 | 1 | 0 | 3 | 0 |
| Bell, Carter 3b | 4 | 0 | 0 | 0 | 2 | 0 | 2 | 0 | 0 |
| Jennette, Keith ss | 3 | 0 | 0 | 0 | 0 | 2 | 8 | 1 | 0 |
| Peavy, Greg p | 0 | 0 | 0 | 0 | 0 | 0 | 0 | 0 | 0 |
| Waldron, Tyler p | 0 | 0 | 0 | 0 | 0 | 0 | 0 | 0 | 0 |
| Totals | 31 | 6 | 8 | 6 | 4 | 7 | 27 | 13 | 5 |

| Score by Innings | 1 | 2 | 3 | 4 | 5 | 6 | 7 | 8 | 9 | R | H | E |
|------------------|---|---|---|---|---|---|---|---|---|----------|----------|----------|
| Arizona | 0 | 1 | 0 | 0 | 2 | 0 | 0 | 0 | 0 | 3 | 7 | 0 |
| Oregon State | 2 | 0 | 2 | 0 | 2 | 0 | 0 | 0 | X | 6 | 8 | 0 |

DP - OSU 2. LOB - ARIZ 5; OSU 5. 2B - Hayes, D.(10). 3B - Rickard, J.(4); Valenzuela(6). HR - Santos, A. 2(10). SF - Refsnyder(2). SB - Santos, A. 2(17). CS - Hayes, D.(1).

| Arizona | lp | h | r | er | bb | so | ab | bf |
|---------------------|-----------|----------|----------|-----------|-----------|-----------|-----------|-----------|
| Heyer, Kurt | 6.1 | 8 | 6 | 6 | 2 | 4 | 26 | 28 |
| Manthei, Stephen | 1.2 | 0 | 0 | 0 | 2 | 3 | 5 | 7 |
| Oregon State | lp | h | r | er | bb | so | ab | bf |
| Peavy, Greg | 7.2 | 7 | 3 | 3 | 2 | 3 | 27 | 30 |
| Waldron, Tyler | 1.1 | 0 | 0 | 0 | 1 | 2 | 4 | 5 |

Win - Peavy, G. (5-3). Loss - Heyer, K. (6-4). Save - Waldron, T. (2). BK - Heyer, K.(2).

Umpires - HP: Chuck Lyon 1B: Ted Kovach 3B: Kelly Gonzales
 Start: 5:38 pm Time: 2:26 Attendance: 1981
 Weather: Low 60s, Mostly Cloudy

GAME 54

Arizona Baseball
Arizona at Oregon State
May 29, 2010 at Corvallis, Ore. (Goss Stadium)

Arizona 0 (32-22,11-15Pac-10)

| Player | ab | r | h | rbi | bb | so | po | a | lob |
|-------------------------|-----------|----------|----------|----------|----------|-----------|-----------|-----------|----------|
| Selsky, Steve rf | 3 | 0 | 0 | 0 | 1 | 2 | 2 | 0 | 1 |
| Valenzuela, Rafael 2b | 4 | 0 | 2 | 0 | 0 | 1 | 3 | 4 | 0 |
| Bandy, Jett c | 3 | 0 | 1 | 0 | 0 | 1 | 4 | 3 | 0 |
| Frenzel, Cole 1b | 3 | 0 | 1 | 0 | 0 | 1 | 9 | 1 | 0 |
| Refsnyder, Robert ph/1b | 1 | 0 | 0 | 0 | 0 | 1 | 0 | 1 | 0 |
| Rickard, Joey cf | 4 | 0 | 0 | 0 | 0 | 3 | 2 | 0 | 1 |
| Brown, Bobby dh | 4 | 0 | 0 | 0 | 0 | 3 | 0 | 0 | 2 |
| Rinard, Bobby lf | 4 | 0 | 0 | 0 | 0 | 2 | 0 | 0 | 1 |
| Mejias-Brean, Seth 3b | 2 | 0 | 0 | 0 | 1 | 2 | 0 | 5 | 0 |
| Mejia, Alex ss | 3 | 0 | 1 | 0 | 0 | 1 | 3 | 2 | 1 |
| Simon, Kyle p | 0 | 0 | 0 | 0 | 0 | 0 | 0 | 0 | 0 |
| Bandilla, Bryce p | 0 | 0 | 0 | 0 | 0 | 0 | 1 | 0 | 0 |
| Totals | 31 | 0 | 5 | 0 | 2 | 16 | 24 | 16 | 7 |

Oregon State 5 (31-21,12-14Pac-10)

| Player | ab | r | h | rbi | bb | so | po | a | lob |
|-----------------------|-----------|----------|----------|----------|----------|----------|-----------|-----------|----------|
| Norris, Jared rf | 3 | 0 | 1 | 0 | 0 | 0 | 0 | 0 | 0 |
| Anderson, Travis ph | 0 | 0 | 0 | 0 | 0 | 0 | 0 | 0 | 0 |
| Miller, Michael pr/cf | 1 | 0 | 0 | 0 | 0 | 1 | 0 | 0 | 2 |
| Jones, Dylan 1b | 4 | 0 | 1 | 0 | 1 | 0 | 10 | 0 | 2 |
| Santos, Adalberto lf | 3 | 1 | 0 | 0 | 1 | 1 | 0 | 0 | 1 |
| Hayes, Danny dh | 2 | 0 | 1 | 0 | 1 | 1 | 0 | 0 | 0 |
| Quiring, Andy ph | 0 | 0 | 0 | 0 | 0 | 0 | 0 | 0 | 0 |
| Folsom, Rob cf/rf | 4 | 0 | 0 | 0 | 0 | 1 | 0 | 0 | 0 |
| Susac, Andrew c | 2 | 2 | 1 | 1 | 2 | 0 | 15 | 1 | 0 |
| Smith, Tyler 2b | 2 | 1 | 1 | 0 | 2 | 0 | 1 | 3 | 0 |
| Jennette, Keith ss | 3 | 0 | 1 | 0 | 1 | 1 | 0 | 3 | 3 |
| Bell, Carter 3b | 4 | 1 | 2 | 2 | 0 | 0 | 0 | 3 | 0 |
| Gaviglio, Sam p | 0 | 0 | 0 | 0 | 0 | 0 | 0 | 0 | 0 |
| Sitton, Kraig p | 0 | 0 | 0 | 0 | 0 | 0 | 0 | 0 | 0 |
| Waldron, Tyler p | 0 | 0 | 0 | 0 | 0 | 0 | 0 | 0 | 0 |
| Totals | 28 | 5 | 8 | 4 | 7 | 5 | 27 | 10 | 8 |

| Score by Innings | 1 | 2 | 3 | 4 | 5 | 6 | 7 | 8 | 9 | R | H | E |
|------------------|---|---|---|---|---|---|---|---|---|----------|----------|----------|
| Arizona | 0 | 0 | 0 | 0 | 0 | 0 | 0 | 0 | 0 | 0 | 5 | 2 |
| Oregon State | 0 | 0 | 1 | 1 | 0 | 0 | 0 | 3 | X | 5 | 8 | 0 |

E - Mejias-Brean(16); Mejia, A.(15). DP - ARIZ 3. LOB - ARIZ 7; OSU 8. HR - Susac, A.(2). HBP - Anderson, T.. SH - Bandy, J.(2); Quiring, A.(3). SB - Bandy, J.(4); Norris, J.(4). CS - Hayes, D.(2); Smith, T.(3).

| Arizona | lp | h | r | er | bb | so | ab | bf |
|---------------------|-----------|----------|----------|-----------|-----------|-----------|-----------|-----------|
| Simon, Kyle | 6.1 | 5 | 2 | 1 | 5 | 4 | 21 | 26 |
| Bandilla, Bryce | 1.2 | 3 | 3 | 0 | 2 | 1 | 7 | 11 |
| Oregon State | lp | h | r | er | bb | so | ab | bf |
| Gaviglio, Sam | 7.2 | 5 | 0 | 0 | 2 | 13 | 27 | 30 |
| Sitton, Kraig | 0.1 | 0 | 0 | 0 | 0 | 0 | 1 | 1 |
| Waldron, Tyler | 1.0 | 0 | 0 | 0 | 0 | 3 | 3 | 3 |

Win - Gaviglio, S. (3-3). Loss - Simon, K. (8-5). Save - None. HBP - by Bandilla, B. (Anderson, T.). PB - Bandy, J. 2(5); Susac, A.(9).

Umpires - HP: Ted Kovach 1B: Kelly Gonzales 3B: Chuck Lyon
 Start: 2:08 pm Time: 2:45 Attendance: 2864
 Weather: 65 degrees, mostly cloudy

GAME 55

Arizona Baseball
Arizona at Oregon State
May 30, 2010 at Corvallis, Ore. (Goss Stadium)

Arizona 3 (33-22,12-15Pac-10)

| Player | ab | r | h | rbi | bb | so | po | a | lob |
|-----------------------|-----------|----------|----------|----------|----------|----------|-----------|----------|----------|
| Rickard, Joey cf | 4 | 0 | 0 | 0 | 2 | 5 | 0 | 0 | 0 |
| Valenzuela, Rafael 2b | 4 | 1 | 2 | 0 | 0 | 1 | 1 | 1 | 0 |
| Bandy, Jett c | 3 | 1 | 2 | 1 | 0 | 0 | 7 | 1 | 0 |
| Selsky, Steve rf | 4 | 1 | 2 | 2 | 0 | 1 | 2 | 0 | 0 |
| Frenzel, Cole 1b | 3 | 0 | 0 | 0 | 1 | 1 | 9 | 0 | 2 |
| Refsnyder, Robert lf | 4 | 0 | 0 | 0 | 2 | 2 | 0 | 2 | 0 |
| Rinard, Bobby lf | 0 | 0 | 0 | 0 | 0 | 0 | 0 | 0 | 0 |
| Garcia, Josh dh | 2 | 0 | 1 | 0 | 2 | 0 | 0 | 0 | 0 |
| Brown, Bobby pr | 0 | 0 | 0 | 0 | 0 | 0 | 0 | 0 | 0 |
| Mejias-Brean, Seth 3b | 4 | 0 | 0 | 0 | 0 | 1 | 0 | 5 | 0 |
| Mejia, Alex ss | 4 | 0 | 0 | 0 | 0 | 1 | 1 | 1 | 0 |
| Littleman, Vincent p | 0 | 0 | 0 | 0 | 0 | 0 | 0 | 0 | 0 |
| Cunningham, Nick p | 0 | 0 | 0 | 0 | 0 | 0 | 0 | 0 | 0 |
| Manthei, Stephen p | 0 | 0 | 0 | 0 | 0 | 0 | 0 | 0 | 0 |
| Bandilla, Bryce p | 0 | 0 | 0 | 0 | 0 | 0 | 0 | 0 | 0 |
| Totals | 32 | 3 | 7 | 3 | 3 | 8 | 27 | 8 | 6 |

Oregon State 1 (31-22,12-15Pac-10)

| Player | ab | r | h | rbi | bb | so | po | a | lob |
|----------------------|-----------|----------|----------|----------|----------|----------|-----------|-----------|-----------|
| Smith, Tyler 2b | 5 | 1 | 2 | 0 | 0 | 0 | 1 | 3 | 3 |
| Quiring, Andy rf | 2 | 0 | 0 | 0 | 0 | 1 | 2 | 0 | 0 |
| Norris, Jared ph/rf | 2 | 0 | 1 | 0 | 0 | 1 | 1 | 0 | 1 |
| Santos, Adalberto lf | 4 | 0 | 2 | 0 | 0 | 0 | 0 | 0 | 0 |
| Anderson, Travis dh | 1 | 0 | 0 | 0 | 0 | 0 | 0 | 0 | 1 |
| Hayes, Danny ph/dh | 2 | 0 | 0 | 0 | 1 | 1 | 0 | 0 | 2 |
| Berberet, Parker 1b | 4 | 0 | 0 | 0 | 0 | 1 | 9 | 1 | 0 |
| Susac, Andrew c | 4 | 0 | 2 | 0 | 2 | 8 | 1 | 2 | 0 |
| Folsom, Rob cf | 4 | 0 | 1 | 0 | 0 | 1 | 3 | 0 | 0 |
| Bell, Carter 3b | 3 | 0 | 0 | 0 | 0 | 1 | 2 | 2 | 1 |
| Jones, Dylan ph | 1 | 0 | 0 | 0 | 0 | 0 | 0 | 0 | 0 |
| Jennette, Keith ss | 3 | 0 | 0 | 0 | 1 | 0 | 0 | 5 | 0 |
| Gorton, Ryan p | 0 | 0 | 0 | 0 | 0 | 0 | 0 | 0 | 0 |
| Waldron, Tyler p | 0 | 0 | 0 | 0 | 0 | 0 | 1 | 1 | 0 |
| Rhoderick, Kevin p | 0 | 0 | 0 | 0 | 0 | 0 | 0 | 0 | 0 |
| Totals | 35 | 1 | 8 | 0 | 2 | 8 | 27 | 13 | 10 |

| Score by Innings | 1 | 2 | 3 | 4 | 5 | 6 | 7 | 8 | 9 | R | H | E |
|------------------|---|---|---|---|---|---|---|---|---|----------|----------|----------|
| Arizona | 1 | 0 | 0 | 0 | 2 | 0 | 0 | 0 | 0 | 3 | 7 | 1 |
| Oregon State | 0 | 0 | 1 | 0 | 0 | 0 | 0 | 0 | 0 | 1 | 8 | 0 |

E - Rickard, J.(6). DP - OSU 2. LOB - ARIZ 6; OSU 10. 2B - Valenzuela 2(15); Smith, T.(10). HR - Selsky, S.(8). HBP - Bandy, J.; Quiring, A.. SB - Santos, A.(18). CS - Brown, B.(3).

| Arizona | lp | h | r | er | bb | so | ab | bf |
|---------------------|-----------|----------|----------|-----------|-----------|-----------|-----------|-----------|
| Littleman, Vincent | 2.2 | 2 | 1 | 1 | 0 | 0 | 10 | 11 |
| Cunningham, Nick | 3.1 | 4 | 0 | 0 | 2 | 4 | 14 | 16 |
| Manthei, Stephen | 2.0 | 1 | 0 | 0 | 0 | 3 | 7 | 7 |
| Bandilla, Bryce | 1.0 | 1 | 0 | 0 | 1 | 4 | 4 | 4 |
| Oregon State | lp | h | r | er | bb | so | ab | bf |
| Gorton, Ryan | 2.0 | 4 | 1 | 1 | 1 | 0 | 8 | 9 |
| Waldron, Tyler | 4.0 | 2 | 2 | 2 | 0 | 5 | 14 | 14 |
| Rhoderick, Kevin | 3.0 | 1 | 0 | 0 | 2 | 3 | 10 | 13 |

Win - Cunningham (3-2). Loss - Waldron, T. (4-5). Save - Bandilla, B. (1). HBP - by Littleman (Quiring, A.); by Rhoderick, K. (Bandy, J.). PB - Bandy, J.(6).

Umpires - HP: Kelly Gonzales 1B: Chuck Lyon 3B: Ted Kovach
 Start: 12:03 pm Time: 2:52 Attendance: 2823
 Weather: Uppers 60s, Mostly Cloudy



POSTSEASON PLAY

1950

District 6 (1-2)
Arizona 5, Texas 4
Texas 9, Arizona 8
Texas 7, Arizona 3

1951

District 6 (1-2)
Texas A&M 5, Arizona 4
Arizona 21, Texas A&M 4
Texas A&M 14, Arizona 2

1952

District 6 (1-2)
Texas 3, Arizona 1
Arizona 1, Texas 0
Texas 15, Arizona 8

1953

District 6 (1-2)
Texas 7, Arizona 6
Arizona 4, Texas 3
Texas 5, Arizona 3

1954

District 7 (3-0)
Arizona 8, Northern Colorado 2
Arizona 16, Wyoming 9
Arizona 8, Northern Colorado 5

College World Series (1-2/t-5th)

Arizona 12, Oregon 1
Michigan State 2, Arizona 1
Oklahoma State 5, Arizona 4

1955

District 6 (2-1)
Arizona 6, Texas A&M 2
Texas A&M 5, Arizona 0
Arizona 2, Texas A&M 1

College World Series (2-2/4th)

Western Michigan 4, Arizona 1
Arizona 6, Springfield 0
Arizona 20, Northern Colorado 0
Oklahoma State 5, Arizona 4

1956

District 6 (2-0)
Arizona 7, Texas Christian 5
Arizona 8, Texas Christian 2

College World Series (4-2/2nd)

Arizona 3, New York 0
Minnesota 3, Arizona 1
Arizona 1, New Hampshire 0
Arizona 7, Mississippi 3
Arizona 10, Minnesota 4
Minnesota 12, Arizona 1

1957

District 6 (0-2)
Texas 7, Arizona 1
Texas 2, Arizona 0

1958

District 6 (2-1)
Texas 14, Arizona 3
Arizona 16, Texas 4
Arizona 5, Texas 2

College World Series (0-2/t-7th)

Clemson 4, Arizona 1
USC 4, Arizona 0

1959

District 6 (2-0)
Arizona 1, Texas A&M 0
Arizona 1, Texas A&M 0

College World Series (3-2/2nd)

Arizona 3, Clemson 2
Arizona 5, Fresno State 1
Arizona 5, Oklahoma State 3
Fresno State 2, Arizona 0
Oklahoma State 5, Arizona 3

1960

District 6 (2-0)
Arizona 4, Houston 3
Arizona 6, Houston 4

College World Series (2-2/3rd)

Arizona 2, Oklahoma State 1
Minnesota 8, Arizona 5
Arizona 11, St. John's 4
USC 13, Arizona 1

1961

District 6 (0-2)
Texas 8, Arizona 2
Texas 5, Arizona 4

1962

District 6 (0-2)
Texas 1, Arizona 0
Texas 7, Arizona 4

1963

District 7 (3-0)
Arizona 13, Northern Colorado 0
Arizona 10, Northern Colorado 0
Arizona 14, Northern Colorado 10

College World Series (4-2/2nd)

Arizona 8, Penn State 1
Arizona 4, Florida State 3
Arizona 6, Missouri 4
Arizona 10, Texas 8
USC 6, Arizona 4
USC 5, Arizona 2

1966

District 7 (2-0)
Arizona 3, Idaho 2
Arizona 8, Idaho 3

College World Series (1-2/t-5th)

Texas 5, Arizona 1
Arizona 8, Northeastern 1
USC 8, Arizona 4

1970

District 7 (2-1)
Arizona 4, Denver 2
Denver 9, Arizona 7
Arizona 9, Denver 8

College World Series (0-2/t-7th)

Florida State 4, Arizona 0
Iowa State 7, Arizona 1

1974

District 7 (0-2)
Northern Colorado 6, Arizona 5
Northern Colorado 6, Arizona 2

1975

West Regional (0-2/4th)
Pepperdine 4, Arizona 3
USC 1, Arizona 0

1976

Midwest Regional (3-0/1st)
Arizona 5, Pan America 0
Arizona 10, Missouri 1
Arizona 8, Texas A&M 2

College World Series (5-1/1st)

Arizona State 7, Arizona 6
Arizona 10, Oklahoma 2
Arizona 10, Clemson 6
Arizona 11, Eastern Michigan 6
Arizona 5, Arizona State 1
Arizona 7, Eastern Michigan 1

1978

West Regional (2-2/2nd)
USC 3, Arizona 2
Arizona 13, Santa Clara 5
Arizona 7, Cal State Fullerton 3
USC 2, Arizona 1

1979

Midwest Regional (3-0/1st)
Arizona 8, Oklahoma 1
Arizona 10, Hawaii 2
Arizona 5, Hawaii 3

College World Series (1-2/t-5th)

Arizona 5, Miami (Fla.) 1
Arkansas 10, Arizona 3
Cal State Fullerton 16, Arizona 3

1980

West Regional (3-0/1st)
Arizona 5, Fresno State 1
Arizona 13, Gonzaga 9
Arizona 8, Gonzaga 5

College World Series (5-1/1st)

St. John's 6, Arizona 1
Arizona 5, Florida State 3
Arizona 8, Michigan 0
Arizona 6, Hawaii 4
Arizona 11, California 10
Arizona 5, Hawaii 3

1985

West II Regional (3-0/1st)
Arizona 7, Brigham Young 3
Arizona 6, Fresno State 0
Arizona 10, Fresno State 3

College World Series (0-2/t-7th)

Texas 2, Arizona 1
Stanford 9, Arizona 2

1986

Central Regional (4-0/1st)
Arizona 26, San Diego State 5
Arizona 9, Texas 3
Arizona 10, Pepperdine 6
Arizona 5, Pepperdine 3

College World Series (4-1/1st)

Arizona 8, Maine 7
Arizona 7, Loyola Marymount 5
Arizona 9, Florida State 5
Miami (Fla.) 4, Arizona 2
Arizona 10, Florida State 2

1987

West II Regional (0-2/t-5th)
Pepperdine 7, Arizona 3
Hawaii 6, Arizona 3

1989

West I Regional (3-2/2nd)
Arizona 12, Eastern Kentucky 6
Arizona 17, Hawaii 3
Long Beach State 10, Arizona 6
Arizona 13, Loyola Marymount 4
Long Beach State 10, Arizona 3

1992

West Regional (0-2/t-5th)
Washington 6, Arizona 5
Hawaii 10, Arizona 3

1993

Midwest Regional (3-2/2nd)
Auburn 9, Arizona 1
Arizona 5, N. C. State 2
Arizona 18, Fordham 7
Arizona 4, Oklahoma State 0
Oklahoma State 11, Arizona 10

1999

Waco Regional (0-2/4th)
Minnesota 4, Arizona 3
Eastern Illinois 13, Arizona 4

2003

Fullerton Regional (0-2/4th)
Notre Dame 13, Arizona 5
San Diego 5, Arizona 2

2004

South Bend Regional (3-0/1st)
Arizona 7, UC Irvine 3
Arizona 7, Kent State 4
Arizona 7, Notre Dame 6

Long Beach Super Regional

Arizona 6, Long Beach State 5
Long Beach State 9, Arizona 4
Arizona 4, Long Beach State 3

College World Series (1-2/t-5th)

Georgia 8, Arizona 7
Arizona 7, Arkansas 2
Georgia 3, Arizona 1

2005

Fullerton Regional (2-2/2nd)
Arizona 5, Missouri 3
Arizona 6, Cal State Fullerton 5
Cal State Fullerton 7, Arizona 2
Cal State Fullerton 6, Arizona 3

2007

Wichita Regional (2-2/2nd)
Arizona 4, Oral Roberts 3
Arizona 9, New Orleans 8
Wichita State 4, Arizona 3
Wichita State 3, Arizona 0

2008

Ann Arbor Regional (3-0/1st)
Arizona 13, Eastern Michigan 7
Arizona 4, Michigan 3
Arizona 5, Kentucky 3

Coral Gables Super Regional (1-2)

Arizona 6, Miami 3
Miami 14, Arizona 10
Miami 4, Arizona 2



2010 National Collegiate Division I Baseball Championship


Regionals
June 4-7
*Campus or Neutral Sites
Double Elimination
First-Round Pairings

Super Regionals
June 11-13 or June 12-14
*Campus or Neutral Sites
Best-of-Three Games

Men's College World Series (MCWS)
June 19-29/30
Omaha, Nebraska
Double Elimination
First-Round Pairings
Best-of-Three CWS Finals

Men's College World Series (MCWS)
June 19-29/30
Omaha, Nebraska
Double Elimination
First-Round Pairings
Best-of-Three CWS Finals

Super Regionals
June 11-13 or
June 12-14
*Campus or



National Top Eight Seeds

1. Arizona St. (47-8)
2. Texas (46-11)
3. Florida (42-15)
4. Coastal Caro. (51-7)
5. Virginia (47-11)
6. UCLA (43-13)
7. Louisville (48-12)
8. Georgia Tech (45-13)

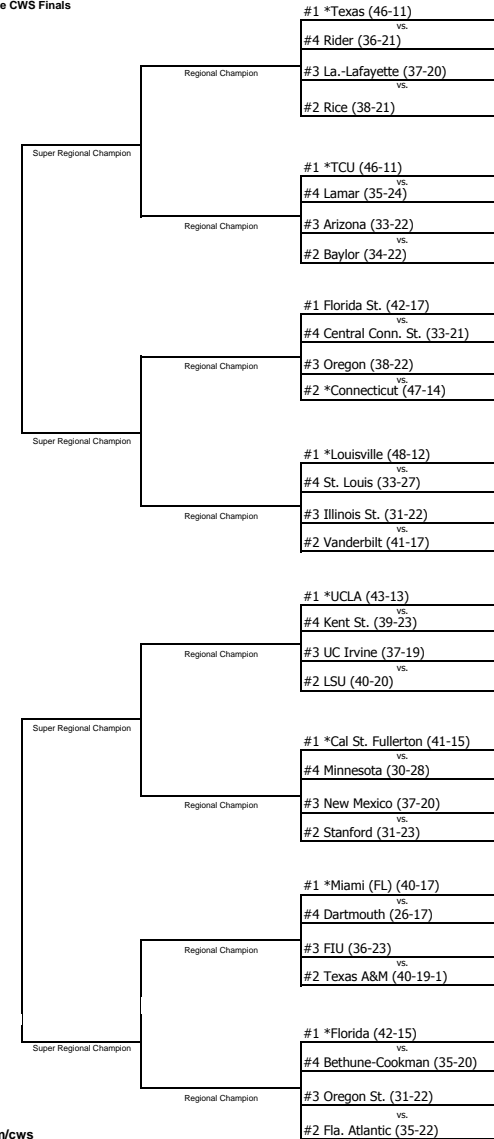
ESPN Regional Broadcasts

Coral Gables Regional hosted by Miami (FL)
Friday, June 4 - Noon and 4 p.m.
Saturday, June 5 - Noon and 4 p.m.
Sunday, June 6 - Noon and 4 p.m.
Monday, June 7 - 7 p.m. (if necessary)

Fullerton Regional hosted by Cal St. Fullerton
Friday, June 4 - 7 p.m. and 11 p.m.
Saturday, June 5 - 7 p.m. and 11 p.m.
Sunday, June 6 - 7 p.m. and 11 p.m.
Monday, June 7 - 11 p.m. (if necessary)

All times are Eastern

Super Regional host teams announced Monday, June 7 at 11 p.m. (ET) on NCAA.com/cws



Arizona Baseball
 Statistics Summary for Arizona (as of May 30, 2010)
 (All games)

Record: 33-22 Home: 27-13 Away: 6-9 Pac-10: 12-15

| Date | Opponent | Score | Player | avg | slug | ob% | g | ab | r | h | 2b | 3b | hr | rbi | bb | so | sb | cs | e |
|-------|-------------------------|---------|--------------------|-------|-------|-------|----|------|-----|-----|-------|-----|-----|-----|-----|-----|------|----|----|
| 2/19 | UTAH VALLEY | w 8-1 | Selsky, Steve | .383 | .622 | .463 | 55 | 222 | 56 | 85 | 17 | 6 | 8 | 51 | 23 | 43 | 11 | 5 | 4 |
| 2/21 | UTAH VALLEY | w 18-1 | Bandy, Jett | .367 | .557 | .457 | 55 | 210 | 52 | 77 | 22 | 0 | 6 | 42 | 20 | 22 | 4 | 0 | 5 |
| 2/21 | UTAH VALLEY | w 8-7 | Refsnyder, Robert | .341 | .442 | .401 | 54 | 208 | 34 | 71 | 9 | 3 | 2 | 40 | 13 | 30 | 6 | 3 | 11 |
| 2/26 | LONG BEACH STATE | L 7-8 | Mejias-Brean, Seth | .318 | .396 | .371 | 55 | 192 | 31 | 61 | 8 | 2 | 1 | 32 | 17 | 39 | 5 | 7 | 16 |
| 2/27 | LONG BEACH STATE | L 3-10 | Rinard, Bobby | .316 | .400 | .347 | 33 | 95 | 17 | 30 | 8 | 0 | 0 | 15 | 5 | 12 | 11 | 0 | 1 |
| 3/2 | UNLV | L 10-12 | Rickard, Joey | .312 | .485 | .379 | 55 | 231 | 47 | 72 | 8 | 4 | 8 | 49 | 15 | 36 | 13 | 8 | 6 |
| 3/3 | UNLV | w 5-4 | Valenzuela, Rafael | .307 | .500 | .380 | 54 | 218 | 53 | 67 | 15 | 6 | 5 | 44 | 22 | 34 | 10 | 1 | 5 |
| 3/5 | #18 CAL STATE FULLERTON | w 8-7 | Mejia, Alex | .301 | .372 | .346 | 54 | 196 | 31 | 59 | 11 | 0 | 1 | 29 | 13 | 25 | 5 | 5 | 15 |
| 3/6 | #18 CAL STATE FULLERTON | L 1-6 | Frenzel, Cole | .299 | .328 | .427 | 23 | 67 | 9 | 20 | 0 | 1 | 0 | 6 | 11 | 14 | 0 | 1 | 2 |
| 3/7 | #18 CAL STATE FULLERTON | w 10-1 | Brown, Bobby | .294 | .437 | .366 | 46 | 126 | 18 | 37 | 12 | 3 | 0 | 17 | 14 | 25 | 6 | 3 | 0 |
| 3/10 | SAINT JOSEPH'S | w 17-3 | Ortega, Bryce | .266 | .277 | .397 | 35 | 94 | 28 | 25 | 1 | 0 | 0 | 7 | 16 | 14 | 10 | 1 | 2 |
| 3/10 | SAINT JOSEPH'S | w 12-2 | ----- | | | | | | | | | | | | | | | | |
| 3/12 | NORTHERN COLORADO | w 9-1 | Bernard, Cory | 1.000 | 1.000 | 1.000 | 3 | 1 | 0 | 1 | 0 | 0 | 0 | 0 | 2 | 0 | 0 | 0 | 0 |
| 3/13 | NORTHERN COLORADO | w 7-6 | Meskin, Jacob | .385 | .500 | .469 | 20 | 26 | 7 | 10 | 1 | 1 | 0 | 5 | 5 | 5 | 3 | 0 | 1 |
| 3/14 | NORTHERN COLORADO | w 18-4 | Chavez, Ethan | .235 | .235 | .409 | 16 | 17 | 5 | 4 | 0 | 0 | 0 | 2 | 4 | 5 | 3 | 0 | 1 |
| 3/16 | WICHITA STATE | w 13-5 | Garcia, Josh | .200 | .275 | .319 | 18 | 40 | 4 | 8 | 0 | 0 | 1 | 10 | 6 | 10 | 0 | 0 | 0 |
| 3/17 | WICHITA STATE | w 19-0 | Totals | .323 | .457 | .397 | 55 | 1943 | 392 | 627 | 112 | 26 | 32 | 349 | 186 | 314 | 87 | 34 | 75 |
| 3/19 | SACRAMENTO STATE | w 5-0 | Opponents | .277 | .387 | .362 | 55 | 1932 | 311 | 536 | 87 | 16 | 31 | 272 | 205 | 420 | 44 | 30 | 81 |
| 3/20 | SACRAMENTO STATE | w 8-7 | | | | | | | | | | | | | | | | | |
| 3/21 | SACRAMENTO STATE | w 10-6 | | | | | | | | | | | | | | | | | |
| 3/23 | NEW MEXICO | w 10-4 | | | | | | | | | | | | | | | | | |
| 3/24 | NEW MEXICO | w 11-7 | | | | | | | | | | | | | | | | | |
| *3/26 | OREGON | w 9-3 | | | | | | | | | | | | | | | | | |
| *3/27 | OREGON | w 8-4 | | | | | | | | | | | | | | | | | |
| *3/28 | OREGON | L 8-9 | Player | era | w-l | app | gs | cg | sh | sv | ip | h | r | er | bb | so | avg | hr | |
| *4/1 | at California | L 2-7 | Heyer, Kurt | 3.28 | 6-4 | 16 | 15 | 1 | 0 | 0 | 96.0 | 91 | 38 | 35 | 25 | 104 | .254 | 7 | |
| *4/3 | at California | L 0-8 | Bill, Augey | 3.77 | 1-1 | 16 | 1 | 0 | 0 | 1 | 14.1 | 12 | 9 | 6 | 6 | 14 | .218 | 0 | |
| *4/3 | at California | L 3-4 | Simon, Kyle | 3.91 | 8-5 | 18 | 16 | 1 | 0 | 0 | 106.0 | 126 | 60 | 46 | 33 | 60 | .302 | 6 | |
| *4/9 | at Washington | w 7-2 | Bandilla, Bryce | 4.22 | 6-4 | 26 | 6 | 0 | 0 | 1 | 74.2 | 84 | 49 | 35 | 33 | 67 | .289 | 4 | |
| *4/10 | at Washington | L 2-10 | Cunningham, Nick | 4.35 | 3-2 | 34 | 1 | 0 | 0 | 3 | 39.1 | 39 | 26 | 19 | 15 | 38 | .245 | 4 | |
| *4/11 | at Washington | w 9-1 | Allison, Joe | 4.67 | 2-1 | 13 | 1 | 0 | 0 | 0 | 17.1 | 20 | 12 | 9 | 12 | 13 | .294 | 2 | |
| 4/12 | at Gonzaga | w 5-4 | Manthei, Stephen | 4.71 | 2-1 | 27 | 1 | 0 | 0 | 0 | 36.1 | 32 | 24 | 19 | 17 | 35 | .244 | 2 | |
| *4/16 | WASHINGTON STATE | w 5-3 | Littleman, Vincent | 5.60 | 2-0 | 13 | 2 | 0 | 0 | 0 | 17.2 | 20 | 14 | 11 | 9 | 11 | .278 | 1 | |
| *4/17 | WASHINGTON STATE | w 13-6 | Hale, Tyler | 6.35 | 1-1 | 24 | 0 | 0 | 0 | 1 | 34.0 | 35 | 26 | 24 | 26 | 34 | .259 | 2 | |
| *4/18 | WASHINGTON STATE | w 12-11 | Workman, Daniel | 8.06 | 2-3 | 12 | 12 | 0 | 0 | 0 | 41.1 | 56 | 39 | 37 | 18 | 29 | .327 | 1 | |
| 4/20 | at #1 Arizona State | w 4-2 | Lopez, Michael | 0.00 | 0-0 | 1 | 0 | 0 | 0 | 0 | 1.1 | 0 | 0 | 0 | 0 | 0 | .000 | 0 | |
| *4/23 | #6 UCLA | L 3-6 | Chaffee, Matt | 0.00 | 0-0 | 1 | 0 | 0 | 0 | 0 | 0.2 | 0 | 1 | 0 | 0 | 0 | .000 | 0 | |
| *4/24 | #6 UCLA | L 2-6 | Bernard, Cory | 2.25 | 0-0 | 4 | 0 | 0 | 0 | 0 | 4.0 | 7 | 1 | 1 | 2 | 5 | .389 | 0 | |
| *4/25 | #6 UCLA | w 6-4 | Forestieri, Jared | 3.00 | 0-0 | 6 | 0 | 0 | 0 | 0 | 3.0 | 3 | 2 | 1 | 3 | 2 | .231 | 0 | |
| *4/30 | at USC | L 0-6 | Adams, Grayson | 8.64 | 0-0 | 9 | 0 | 0 | 0 | 0 | 8.1 | 9 | 8 | 8 | 5 | 6 | .290 | 2 | |
| *5/1 | at USC | L 5-7 | Hawkenson, Mark | 10.80 | 0-0 | 2 | 0 | 0 | 0 | 0 | 1.2 | 2 | 2 | 2 | 1 | 2 | .333 | 0 | |
| *5/2 | at USC | w 9-7 | Totals | 4.55 | 33-22 | 55 | 55 | 2 | 2 | 6 | 496.0 | 536 | 311 | 251 | 205 | 420 | .277 | 31 | |
| 5/4 | at #2 Arizona State | L 1-13 | Opponents | 6.18 | 22-33 | 55 | 55 | 4 | 3 | 6 | 479.1 | 627 | 392 | 329 | 186 | 314 | .323 | 32 | |
| 5/7 | CSU BAKERSFIELD | L 2-7 | | | | | | | | | | | | | | | | | |
| 5/8 | CSU BAKERSFIELD | w 17-6 | | | | | | | | | | | | | | | | | |
| 5/9 | CSU BAKERSFIELD | L 5-22 | | | | | | | | | | | | | | | | | |
| *5/15 | #2 ARIZONA STATE | L 4-12 | | | | | | | | | | | | | | | | | |
| *5/16 | #2 ARIZONA STATE | w 12-4 | | | | | | | | | | | | | | | | | |
| *5/17 | #3 ARIZONA STATE | L 2-4 | | | | | | | | | | | | | | | | | |
| *5/21 | STANFORD | L 1-3 | | | | | | | | | | | | | | | | | |
| *5/22 | STANFORD | w 9-8 | Score by innings | | | | | | | | | | | | | | | | |
| *5/23 | STANFORD | L 4-8 | Arizona | | | | | | | | | | | | | | | | |
| *5/28 | at Oregon State | L 3-6 | Opponents | | | | | | | | | | | | | | | | |
| *5/29 | at Oregon State | L 0-5 | | | | | | | | | | | | | | | | | |
| *5/30 | at Oregon State | w 3-1 | | | | | | | | | | | | | | | | | |

Win-loss breakouts: Day 19-9; Night 14-13; vs Left 15-2; vs Right 18-20;
 1-run games 8-3; 2-run games 5-4; 5+run games 17-11; Extra inns 3-2; Shutouts 2-3.
 Current streak: Won 1; Longest winning streak: 15; Longest losing streak: 4.
 Attendance: Home 34961 (avg 874); Away 20750 (avg 1383); Total 55711 (avg 1012).

* = Conference game